



Kendall Square Urban Renewal Area Section 61 Findings 2015 Annual Traffic Update

Data Compilation

Data Compilation

Contents

Automatic Traffic Recordings

Turning Movement Counts
Land Boulevard at McGrath Highway

Bicycle Counts

Driveway Traffic Counts

Drop-Off & Pick-Up Counts

Tenant Mode-Use Survey Summary

Parking Garage Data

Data Compilation

Automatic Traffic Recordings

Accurate Counts

978-664-2565

Location : Main Street EB
 Location : East of Ames Street
 City/State: Cambridge, MA

LG038C01

Start Time	13-May-15 Wed	EB		Hour Totals	
		Morning	Afternoon	Morning	Afternoon
12:00		*		81	
12:15		*		61	
12:30		*		59	
12:45		*		65	0 266
01:00		*		74	
01:15		*		73	
01:30		*		75	
01:45		*		78	0 300
02:00		*		75	
02:15		*		82	
02:30		*		72	
02:45		*		73	0 302
03:00		*		85	
03:15		*		63	
03:30		*		88	
03:45		*		83	0 319
04:00		*		80	
04:15		*		62	
04:30		*		87	
04:45		*		70	0 299
05:00		*		79	
05:15		*		97	
05:30		*		41	
05:45		*		57	0 274
06:00		*		66	
06:15		*		68	
06:30		*		68	
06:45		*		51	0 253
07:00		*		64	
07:15		*		64	
07:30		*		47	
07:45		*		41	0 216
08:00		*		43	
08:15		*		37	
08:30		*		35	
08:45		*		41	0 156
09:00		*		37	
09:15		*		28	
09:30		*		40	
09:45		*		41	0 146
10:00		*		39	
10:15		*		37	
10:30		*		23	
10:45		*		22	0 121
11:00			62	36	
11:15			71	16	
11:30			78	19	
11:45			80	15	291 86
Total			291	2738	
Percent			9.6%	90.4%	

Accurate Counts

978-664-2565

Location : Main Street EB
 Location : East of Ames Street
 City/State: Cambridge, MA

LG038C01

Start Time	14-May-15 Thu	EB		Hour Totals	
		Morning	Afternoon	Morning	Afternoon
12:00		22	55		
12:15		15	65		
12:30		10	54		
12:45		17	64	64	238
01:00		13	66		
01:15		16	67		
01:30		8	55		
01:45		10	71	47	259
02:00		8	78		
02:15		7	72		
02:30		3	72		
02:45		4	69	22	291
03:00		9	82		
03:15		3	70		
03:30		2	85		
03:45		5	66	19	303
04:00		3	78		
04:15		4	78		
04:30		11	69		
04:45		6	84	24	309
05:00		6	79		
05:15		12	67		
05:30		20	77		
05:45		24	61	62	284
06:00		20	76		
06:15		28	74		
06:30		33	66		
06:45		47	87	128	303
07:00		58	69		
07:15		45	47		
07:30		48	57		
07:45		62	59	213	232
08:00		81	41		
08:15		82	47		
08:30		76	48		
08:45		69	58	308	194
09:00		70	43		
09:15		76	44		
09:30		73	35		
09:45		69	42	288	164
10:00		81	34		
10:15		66	32		
10:30		55	35		
10:45		73	25	275	126
11:00		70	33		
11:15		60	29		
11:30		83	25		
11:45		57	23	270	110
Total		1720	2813		
Percent		37.9%	62.1%		

Accurate Counts

978-664-2565

Location : Main Street EB
 Location : East of Ames Street
 City/State: Cambridge, MA

LG038C01

Start Time	15-May-15 Fri	EB		Hour Totals	
		Morning	Afternoon	Morning	Afternoon
12:00		23	*		
12:15		12	*		
12:30		12	*		
12:45		9	*	56	0
01:00		11	*		
01:15		19	*		
01:30		10	*		
01:45		12	*	52	0
02:00		16	*		
02:15		11	*		
02:30		11	*		
02:45		12	*	50	0
03:00		9	*		
03:15		5	*		
03:30		6	*		
03:45		7	*	27	0
04:00		7	*		
04:15		5	*		
04:30		8	*		
04:45		13	*	33	0
05:00		12	*		
05:15		9	*		
05:30		17	*		
05:45		*	*	38	0
06:00		*	*	*	*
06:15		*	*	*	*
06:30		*	*	*	*
06:45		*	*	*	*
07:00		*	*	*	*
07:15		*	*	*	*
07:30		*	*	*	*
07:45		*	*	*	*
08:00		*	*	*	*
08:15		*	*	*	*
08:30		*	*	*	*
08:45		*	*	*	*
09:00		*	*	*	*
09:15		*	*	*	*
09:30		*	*	*	*
09:45		*	*	*	*
10:00		*	*	*	*
10:15		*	*	*	*
10:30		*	*	*	*
10:45		*	*	*	*
11:00		*	*	*	*
11:15		*	*	*	*
11:30		*	*	*	*
11:45		*	*	*	*
Total		256	0		
Percent		100.0%	0.0%		
Grand Total		2267	5551		
Percent		29.0%	71.0%		
ADT		ADT 4,511		AADT 4,511	

Accurate Counts

978-664-2565

Location : Main Street EB
 Location : East of Ames Street
 City/State: Cambridge, MA

LG038C01

Start Time	Mon 11-May-15	Tue 12-May-15	Wed 13-May-15	Thu 14-May-15	Fri 15-May-15	Average Day	Sat 16-May-15	Sun 17-May-15	Week Average			
12:00 AM	*	*	*	64	56	60	*	*	60			
01:00	*	*	*	47	52	50	*	*	50			
02:00	*	*	*	22	50	36	*	*	36			
03:00	*	*	*	19	27	23	*	*	23			
04:00	*	*	*	24	33	28	*	*	28			
05:00	*	*	*	62	38	50	*	*	50			
06:00	*	*	*	128	*	128	*	*	128			
07:00	*	*	*	213	*	213	*	*	213			
08:00	*	*	*	308	*	308	*	*	308			
09:00	*	*	*	288	*	288	*	*	288			
10:00	*	*	*	275	*	275	*	*	275			
11:00	*	*	291	270	*	280	*	*	280			
12:00 PM	*	*	266	238	*	252	*	*	252			
01:00	*	*	300	259	*	280	*	*	280			
02:00	*	*	302	291	*	296	*	*	296			
03:00	*	*	319	303	*	311	*	*	311			
04:00	*	*	299	309	*	304	*	*	304			
05:00	*	*	274	284	*	279	*	*	279			
06:00	*	*	253	303	*	278	*	*	278			
07:00	*	*	216	232	*	224	*	*	224			
08:00	*	*	156	194	*	175	*	*	175			
09:00	*	*	146	164	*	155	*	*	155			
10:00	*	*	121	126	*	124	*	*	124			
11:00	*	*	86	110	*	98	*	*	98			
Day Total	0	0	3029	4533	256	4515	0	0	4515			
% Avg. WkDay	0.0%	0.0%	67.1%	100.4%	5.7%							
% Avg. Week	0.0%	0.0%	67.1%	100.4%	5.7%	100.0%	0.0%	0.0%				
AM Peak	-	-	11:00	08:00	00:00	-	08:00	-	-	08:00	-	-
Vol.	-	-	291	308	56	-	308	-	-	308	-	-
PM Peak	-	-	15:00	16:00	-	-	15:00	-	-	15:00	-	-
Vol.	-	-	319	309	-	-	311	-	-	311	-	-
Grand Total	0	0	3029	4533	256	4515	0	0	4515			
ADT		ADT 4,511		AADT 4,511								

Accurate Counts 978-664-2565

Location : Broadway
 Location : West of Third Street
 City/State: Cambridge, MA

LG038C02

Start Time	13-May-15 Wed	EB		Hour Totals		WB		Hour Totals		Combined Totals		
		Morning	Afternoon	Morning	Afternoon	Morning	Afternoon	Morning	Afternoon	Morning	Afternoon	
12:00		*	77			*	79					
12:15		*	99			*	63					
12:30		*	80			*	65					
12:45		*	92	0	348	*	47	0	254	0	602	
01:00		*	94			*	51					
01:15		*	86			*	63					
01:30		*	104			*	51					
01:45		*	101	0	385	*	49	0	214	0	599	
02:00		*	111			*	73					
02:15		*	85			*	66					
02:30		*	112			*	62					
02:45		*	102	0	410	*	75	0	276	0	686	
03:00		*	137			*	68					
03:15		*	93			*	75					
03:30		*	100			*	78					
03:45		*	112	0	442	*	78	0	299	0	741	
04:00		*	139			*	75					
04:15		*	144			*	82					
04:30		*	111			*	91					
04:45		*	143	0	537	*	89	0	337	0	874	
05:00		*	155			*	107					
05:15		*	137			*	124					
05:30		*	136			*	112					
05:45		*	159	0	587	*	134	0	477	0	1064	
06:00		*	124			*	113					
06:15		*	137			*	100					
06:30		*	118			*	88					
06:45		*	104	0	483	*	103	0	404	0	887	
07:00		*	100			*	68					
07:15		*	86			*	60					
07:30		*	94			*	70					
07:45		*	69	0	349	*	74	0	272	0	621	
08:00		*	74			*	62					
08:15		*	72			*	52					
08:30		*	76			*	53					
08:45		*	71	0	293	*	43	0	210	0	503	
09:00		*	74			*	27					
09:15		*	73			*	37					
09:30		*	50			*	33					
09:45		*	61	0	258	*	41	0	138	0	396	
10:00		*	54			*	34					
10:15		*	38			*	29					
10:30		*	42			*	26					
10:45		*	38	0	172	*	25	0	114	0	286	
11:00			95	45			86	26				
11:15			105	37			83	18				
11:30			113	31			66	20				
11:45			95	22	408	135	78	16	313	80	721	215
Total			408	4399			313	3075			721	7474
Percent			8.5%	91.5%			9.2%	90.8%			8.8%	91.2%

Accurate Counts 978-664-2565

Location : Broadway
Location : West of Third Street
City/State: Cambridge, MA

LG038C02

Start Time	14-May-15 Thu	EB		Hour Totals		WB		Hour Totals		Combined Totals	
		Morning	Afternoon	Morning	Afternoon	Morning	Afternoon	Morning	Afternoon	Morning	Afternoon
12:00		14	94			20	56				
12:15		11	90			10	74				
12:30		12	100			12	77				
12:45		14	90	51	374	7	50	49	257	100	631
01:00		16	116			5	53				
01:15		11	112			4	59				
01:30		7	91			7	72				
01:45		11	117	45	436	15	75	31	259	76	695
02:00		1	119			3	75				
02:15		7	105			3	77				
02:30		6	119			3	76				
02:45		5	114	19	457	2	74	11	302	30	759
03:00		8	143			3	72				
03:15		2	99			2	91				
03:30		8	129			5	80				
03:45		8	111	26	482	6	91	16	334	42	816
04:00		8	156			7	90				
04:15		10	125			7	91				
04:30		13	111			11	95				
04:45		14	175	45	567	11	103	36	379	81	946
05:00		28	155			20	110				
05:15		19	155			29	150				
05:30		32	146			47	128				
05:45		47	165	126	621	44	120	140	508	266	1129
06:00		54	166			42	127				
06:15		62	153			54	110				
06:30		68	130			59	95				
06:45		70	121	254	570	54	95	209	427	463	997
07:00		90	93			63	79				
07:15		108	93			70	81				
07:30		94	98			62	73				
07:45		115	85	407	369	86	68	281	301	688	670
08:00		130	82			86	57				
08:15		118	84			82	54				
08:30		123	71			72	45				
08:45		124	79	495	316	100	48	340	204	835	520
09:00		106	63			81	33				
09:15		116	78			86	50				
09:30		126	55			92	50				
09:45		139	58	487	254	103	36	362	169	849	423
10:00		97	57			88	36				
10:15		100	56			60	34				
10:30		104	56			62	24				
10:45		92	58	393	227	81	24	291	118	684	345
11:00		96	49			77	36				
11:15		95	34			79	17				
11:30		99	32			55	28				
11:45		94	32	384	147	85	23	296	104	680	251
Total		2732	4820			2062	3362			4794	8182
Percent		36.2%	63.8%			38.0%	62.0%			36.9%	63.1%

Accurate Counts 978-664-2565

Location : Broadway
 Location : West of Third Street
 City/State: Cambridge, MA

LG038C02

Start Time	15-May-15 Fri	EB		Hour Totals		WB		Hour Totals		Combined Totals	
		Morning	Afternoon	Morning	Afternoon	Morning	Afternoon	Morning	Afternoon	Morning	Afternoon
12:00		36	103			16	80				
12:15		28	78			14	59				
12:30		21	74			20	39				
12:45		20	97	105	352	12	62	62	240	167	592
01:00		14	106			11	78				
01:15		21	106			11	65				
01:30		25	92			9	73				
01:45		13	100	73	404	4	80	35	296	108	700
02:00		11	106			6	68				
02:15		13	110			7	67				
02:30		10	93			6	71				
02:45		11	118	45	427	5	62	24	268	69	695
03:00		7	125			7	77				
03:15		11	142			7	87				
03:30		5	134			10	86				
03:45		3	165	26	566	8	76	32	326	58	892
04:00		10	161			7	93				
04:15		8	157			6	83				
04:30		8	149			6	92				
04:45		17	130	43	597	15	122	34	390	77	987
05:00		22	124			9	121				
05:15		18	128			29	119				
05:30		27	129			42	102				
05:45		36	119	103	500	43	121	123	463	226	963
06:00		56	86			41	91				
06:15		69	120			46	100				
06:30		55	107			49	110				
06:45		70	128	250	441	51	95	187	396	437	837
07:00		84	120			79	100				
07:15		110	101			63	100				
07:30		106	93			72	82				
07:45		108	90	408	404	84	69	298	351	706	755
08:00		122	87			81	59				
08:15		119	61			83	58				
08:30		128	80			84	49				
08:45		123	59	492	287	73	43	321	209	813	496
09:00		125	58			77	40				
09:15		116	58			91	31				
09:30		114	69			73	37				
09:45		106	59	461	244	82	42	323	150	784	394
10:00		83	69			81	48				
10:15		94	73			75	36				
10:30		94	75			54	54				
10:45		87	81	358	298	68	38	278	176	636	474
11:00		80	70			68	36				
11:15		96	62			48	28				
11:30		88	59			40	33				
11:45		101	45	365	236	78	18	234	115	599	351
Total		2729	4756			1951	3380			4680	8136
Percent		36.5%	63.5%			36.6%	63.4%			36.5%	63.5%

Accurate Counts

978-664-2565

Location : Broadway
 Location : West of Third Street
 City/State: Cambridge, MA

LG038C02

Start Time	16-May-15 Sat	EB		Hour Totals		WB		Hour Totals		Combined Totals	
		Morning	Afternoon	Morning	Afternoon	Morning	Afternoon	Morning	Afternoon	Morning	Afternoon
12:00		55	71			27	40				
12:15		37	72			25	35				
12:30		40	71			15	32				
12:45		28	49	160	263	16	49	83	156	243	419
01:00		30	64			23	42				
01:15		27	70			15	38				
01:30		27	86			10	47				
01:45		20	74	104	294	6	50	54	177	158	471
02:00		32	56			7	34				
02:15		18	72			10	48				
02:30		23	68			6	33				
02:45		12	80	85	276	7	36	30	151	115	427
03:00		15	84			8	52				
03:15		8	59			4	40				
03:30		10	75			4	56				
03:45		8	72	41	290	7	24	23	172	64	462
04:00		8	78			5	56				
04:15		7	74			2	38				
04:30		8	46			7	33				
04:45		3	74	26	272	7	48	21	175	47	447
05:00		14	64			8	40				
05:15		18	66			8	50				
05:30		19	72			16	36				
05:45		18	81	69	283	25	55	57	181	126	464
06:00		21	75			12	47				
06:15		21	83			20	54				
06:30		26	83			23	51				
06:45		39	65	107	306	17	38	72	190	179	496
07:00		28	89			20	39				
07:15		37	64			25	59				
07:30		36	65			18	35				
07:45		43	74	144	292	33	34	96	167	240	459
08:00		38	66			26	42				
08:15		45	67			20	30				
08:30		45	54			29	26				
08:45		50	59	178	246	29	24	104	122	282	368
09:00		46	60			23	39				
09:15		54	56			35	35				
09:30		48	51			32	31				
09:45		50	46	198	213	25	33	115	138	313	351
10:00		60	52			29	19				
10:15		52	54			42	29				
10:30		52	64			26	21				
10:45		71	58	235	228	31	22	128	91	363	319
11:00		75	65			40	22				
11:15		66	52			38	18				
11:30		69	57			43	21				
11:45		56	33	266	207	51	26	172	87	438	294
Total		1613	3170			955	1807			2568	4977
Percent		33.7%	66.3%			34.6%	65.4%			34.0%	66.0%

Accurate Counts

978-664-2565

Location : Broadway
 Location : West of Third Street
 City/State: Cambridge, MA

LG038C02

Start Time	17-May-15 Sun	EB		Hour Totals		WB		Hour Totals		Combined Totals	
		Morning	Afternoon	Morning	Afternoon	Morning	Afternoon	Morning	Afternoon	Morning	Afternoon
12:00		40	0			24	0				
12:15		41	0			12	0				
12:30		38	0			19	0				
12:45		29	0	148	0	9	0	64	0	212	0
01:00		19	0			12	0				
01:15		20	0			12	0				
01:30		19	0			13	0				
01:45		16	0	74	0	9	0	46	0	120	0
02:00		19	0			10	0				
02:15		22	0			12	0				
02:30		22	0			5	0				
02:45		19	0	82	0	9	0	36	0	118	0
03:00		22	0			7	0				
03:15		10	0			5	0				
03:30		11	0			2	0				
03:45		4	0	47	0	1	0	15	0	62	0
04:00		10	0			4	0				
04:15		11	0			3	0				
04:30		3	0			3	0				
04:45		5	0	29	0	5	0	15	0	44	0
05:00		8	0			6	0				
05:15		9	0			4	0				
05:30		4	0			6	0				
05:45		0	0	21	0	0	0	16	0	37	0
06:00		0	0			0	0				
06:15		0	0			0	0				
06:30		0	0			0	0				
06:45		0	0	0	0	0	0	0	0	0	0
07:00		0	0			0	0				
07:15		0	0			0	0				
07:30		0	0			0	0				
07:45		0	0	0	0	0	0	0	0	0	0
08:00		0	0			0	0				
08:15		0	0			0	0				
08:30		0	0			0	0				
08:45		0	0	0	0	0	0	0	0	0	0
09:00		0	0			0	0				
09:15		0	0			0	0				
09:30		0	0			0	0				
09:45		0	0	0	0	0	0	0	0	0	0
10:00		0	0			0	0				
10:15		0	0			0	0				
10:30		0	0			0	0				
10:45		0	0	0	0	0	0	0	0	0	0
11:00		0	0			0	0				
11:15		0	0			0	0				
11:30		0	0			0	0				
11:45		0	0	0	0	0	0	0	0	0	0
Total		401	0			192	0			593	0
Percent		100.0%	0.0%			100.0%	0.0%			100.0%	0.0%

Accurate Counts 978-664-2565

Location : Broadway
 Location : West of Third Street
 City/State: Cambridge, MA

LG038C02

Start Time	18-May-15 Mon	EB		Hour Totals		WB		Hour Totals		Combined Totals	
		Morning	Afternoon	Morning	Afternoon	Morning	Afternoon	Morning	Afternoon	Morning	Afternoon
12:00		0	0			0	0				
12:15		0	0			0	0				
12:30		0	0			0	0				
12:45		0	0	0	0	0	0	0	0	0	0
01:00		0	0			0	0				
01:15		0	0			0	0				
01:30		0	0			0	0				
01:45		0	0	0	0	0	0	0	0	0	0
02:00		0	0			0	0				
02:15		0	3			0	1				
02:30		0	81			0	49				
02:45		0	109	0	193	0	51	0	101	0	294
03:00		0	124			0	66				
03:15		0	108			0	55				
03:30		0	100			0	52				
03:45		0	119	0	451	0	50	0	223	0	674
04:00		0	154			0	52				
04:15		0	126			0	57				
04:30		0	105			0	94				
04:45		0	114	0	499	0	82	0	285	0	784
05:00		0	131			0	73				
05:15		0	124			0	78				
05:30		0	127			0	73				
05:45		0	123	0	505	0	85	0	309	0	814
06:00		0	122			0	58				
06:15		0	118			0	70				
06:30		0	97			0	65				
06:45		0	91	0	428	0	68	0	261	0	689
07:00		0	109			0	67				
07:15		0	97			0	46				
07:30		0	77			0	54				
07:45		0	58	0	341	0	37	0	204	0	545
08:00		0	68			0	38				
08:15		0	66			0	33				
08:30		0	60			0	33				
08:45		0	49	0	243	0	39	0	143	0	386
09:00		0	64			0	27				
09:15		0	49			0	33				
09:30		0	63			0	27				
09:45		0	51	0	227	0	21	0	108	0	335
10:00		0	58			0	22				
10:15		0	43			0	18				
10:30		0	40			0	22				
10:45		0	37	0	178	0	18	0	80	0	258
11:00		0	22			0	20				
11:15		0	36			0	12				
11:30		0	17			0	16				
11:45		0	16	0	91	0	15	0	63	0	154
Total		0	3156			0	1777			0	4933
Percent		0.0%	100.0%			0.0%	100.0%			0.0%	100.0%

Accurate Counts 978-664-2565

Location : Broadway
 Location : West of Third Street
 City/State: Cambridge, MA

LG038C02

Start Time	19-May-15 Tue	EB		Hour Totals		WB		Hour Totals		Combined Totals	
		Morning	Afternoon	Morning	Afternoon	Morning	Afternoon	Morning	Afternoon	Morning	Afternoon
12:00		23	87			10	66				
12:15		6	82			7	62				
12:30		13	85			11	55				
12:45		16	93	58	347	9	65	37	248	95	595
01:00		20	95			10	60				
01:15		12	91			10	50				
01:30		11	100			2	67				
01:45		9	103	52	389	0	66	22	243	74	632
02:00		14	113			2	57				
02:15		4	88			1	73				
02:30		4	107			2	60				
02:45		4	110	26	418	0	66	5	256	31	674
03:00		2	126			0	77				
03:15		3	83			2	62				
03:30		4	115			5	72				
03:45		5	106	14	430	6	63	13	274	27	704
04:00		7	138			3	54				
04:15		5	135			5	69				
04:30		14	115			11	66				
04:45		15	142	41	530	9	72	28	261	69	791
05:00		11	129			12	96				
05:15		10	142			28	87				
05:30		31	128			37	72				
05:45		35	105	87	504	44	80	121	335	208	839
06:00		61	122			39	85				
06:15		57	136			51	73				
06:30		71	99			43	79				
06:45		71	100	260	457	52	54	185	291	445	748
07:00		86	93			75	57				
07:15		100	86			71	55				
07:30		98	80			74	37				
07:45		111	78	395	337	95	41	315	190	710	527
08:00		101	69			84	35				
08:15		91	70			91	42				
08:30		163	75			75	37				
08:45		148	69	503	283	80	38	330	152	833	435
09:00		116	62			93	42				
09:15		138	54			83	33				
09:30		96	59			81	32				
09:45		131	51	481	226	94	37	351	144	832	370
10:00		107	60			92	27				
10:15		126	61			62	22				
10:30		91	34			66	21				
10:45		84	45	408	200	67	14	287	84	695	284
11:00		107	32			75	19				
11:15		83	26			74	15				
11:30		73	21			74	15				
11:45		101	27	364	106	67	13	290	62	654	168
Total		2689	4227			1984	2540			4673	6767
Percent		38.9%	61.1%			43.9%	56.1%			40.8%	59.2%

Accurate Counts 978-664-2565

Location : Broadway
 Location : West of Third Street
 City/State: Cambridge, MA

LG038C02

Start Time	20-May-15 Wed	EB		Hour Totals		WB		Hour Totals		Combined Totals	
		Morning	Afternoon	Morning	Afternoon	Morning	Afternoon	Morning	Afternoon	Morning	Afternoon
12:00		24	87			9	61				
12:15		18	87			21	57				
12:30		13	84			7	65				
12:45		14	118	69	376	9	58	46	241	115	617
01:00		17	97			6	53				
01:15		13	90			5	66				
01:30		7	90			3	57				
01:45		11	101	48	378	5	57	19	233	67	611
02:00		11	122			3	59				
02:15		6	86			1	65				
02:30		6	114			8	59				
02:45		4	123	27	445	2	74	14	257	41	702
03:00		6	124			5	67				
03:15		6	132			1	68				
03:30		4	139			5	64				
03:45		5	110	21	505	3	73	14	272	35	777
04:00		7	129			6	68				
04:15		7	119			6	77				
04:30		16	126			11	73				
04:45		14	126	44	500	16	73	39	291	83	791
05:00		18	148			19	83				
05:15		21	131			25	96				
05:30		26	145			39	92				
05:45		28	140	93	564	35	67	118	338	211	902
06:00		56	160			53	77				
06:15		63	122			41	74				
06:30		72	120			44	65				
06:45		73	115	264	517	52	56	190	272	454	789
07:00		90	106			73	69				
07:15		86	104			59	45				
07:30		99	84			75	50				
07:45		103	76	378	370	82	55	289	219	667	589
08:00		133	63			63	45				
08:15		118	73			63	40				
08:30		122	75			62	34				
08:45		130	71	503	282	75	36	263	155	766	437
09:00		118	64			92	27				
09:15		99	60			73	37				
09:30		108	54			87	31				
09:45		126	59	451	237	80	30	332	125	783	362
10:00		101	55			68	20				
10:15		91	53			68	32				
10:30		101	52			59	22				
10:45		90	39	383	199	71	14	266	88	649	287
11:00		86	35			56	21				
11:15		100	35			72	20				
11:30		106	14			57	14				
11:45		90	34	382	118	87	10	272	65	654	183
Total		2663	4491			1862	2556			4525	7047
Percent		37.2%	62.8%			42.1%	57.9%			39.1%	60.9%

Accurate Counts

978-664-2565

Location : Broadway
 Location : West of Third Street
 City/State: Cambridge, MA

LG038C02

Start Time	21-May-15 Thu	EB		Hour Totals		WB		Hour Totals		Combined Totals	
		Morning	Afternoon	Morning	Afternoon	Morning	Afternoon	Morning	Afternoon	Morning	Afternoon
12:00		24	*			8	*				
12:15		20	*			11	*				
12:30		19	*			12	*				
12:45		23	*	86	0	12	*	43	0	129	0
01:00		11	*			7	*				
01:15		15	*			3	*				
01:30		15	*			6	*				
01:45		4	*	45	0	3	*	19	0	64	0
02:00		11	*			1	*				
02:15		8	*			6	*				
02:30		3	*			5	*				
02:45		4	*	26	0	2	*	14	0	40	0
03:00		5	*			5	*				
03:15		3	*			1	*				
03:30		0	*			2	*				
03:45		7	*	15	0	5	*	13	0	28	0
04:00		8	*			10	*				
04:15		10	*			9	*				
04:30		11	*			17	*				
04:45		15	*	44	0	6	*	42	0	86	0
05:00		18	*			19	*				
05:15		18	*			27	*				
05:30		29	*			39	*				
05:45		39	*	104	0	43	*	128	0	232	0
06:00		47	*			67	*				
06:15		74	*			47	*				
06:30		69	*			48	*				
06:45		73	*	263	0	49	*	211	0	474	0
07:00		87	*			75	*				
07:15		111	*			70	*				
07:30		101	*			71	*				
07:45		116	*	415	0	73	*	289	0	704	0
08:00		134	*			51	*				
08:15		115	*			73	*				
08:30		101	*			81	*				
08:45		134	*	484	0	76	*	281	0	765	0
09:00		131	*			101	*				
09:15		124	*			88	*				
09:30		122	*			83	*				
09:45		117	*	494	0	79	*	351	0	845	0
10:00		91	*			71	*				
10:15		107	*			79	*				
10:30		97	*			60	*				
10:45		81	*	376	0	66	*	276	0	652	0
11:00		*	*			*	*				
11:15		*	*	*	*	*	*	*	*	*	*
11:30		*	*	*	*	*	*	*	*	*	*
11:45		*	*	*	*	*	*	*	*	*	*
Total		2352	0			1667	0			4019	0
Percent		100.0%	0.0%			100.0%	0.0%			100.0%	0.0%
Grand Total		15587	29019			10986	18497			26573	47516
Percent		34.9%	65.1%			37.3%	62.7%			35.9%	64.1%
ADT		ADT 9,265				AADT 9,265					

Accurate Counts

978-664-2565

Location : Broadway
 Location : West of Third Street
 City/State: Cambridge, MA

LG038C02

Start Time	11-May-15		Tue		Wed		Thu		Fri		Sat		Sun		Week Average	
	EB	WB	EB	WB	EB	WB	EB	WB	EB	WB	EB	WB	EB	WB	EB	WB
12:00 AM	*	*	*	*	*	*	51	49	105	62	160	83	148	64	116	64
01:00	*	*	*	*	*	*	45	31	73	35	104	54	74	46	74	42
02:00	*	*	*	*	*	*	19	11	45	24	85	30	82	36	58	25
03:00	*	*	*	*	*	*	26	16	26	32	41	23	47	15	35	22
04:00	*	*	*	*	*	*	45	36	43	34	26	21	29	15	36	26
05:00	*	*	*	*	*	*	126	140	103	123	69	57	21	16	80	84
06:00	*	*	*	*	*	*	254	209	250	187	107	72	0	0	153	117
07:00	*	*	*	*	*	*	407	281	408	298	144	96	0	0	240	169
08:00	*	*	*	*	*	*	495	340	492	321	178	104	0	0	291	191
09:00	*	*	*	*	*	*	487	362	461	323	198	115	0	0	286	200
10:00	*	*	*	*	*	*	393	291	358	278	235	128	0	0	246	174
11:00	*	*	*	*	408	313	384	296	365	234	266	172	0	0	285	203
12:00 PM	*	*	*	*	348	254	374	257	352	240	263	156	0	0	267	181
01:00	*	*	*	*	385	214	436	259	404	296	294	177	0	0	304	189
02:00	*	*	*	*	410	276	457	302	427	268	276	151	0	0	314	199
03:00	*	*	*	*	442	299	482	334	566	326	290	172	0	0	356	226
04:00	*	*	*	*	537	337	567	379	597	390	272	175	0	0	395	256
05:00	*	*	*	*	587	477	621	508	500	463	283	181	0	0	398	326
06:00	*	*	*	*	483	404	570	427	441	396	306	190	0	0	360	283
07:00	*	*	*	*	349	272	369	301	404	351	292	167	0	0	283	218
08:00	*	*	*	*	293	210	316	204	287	209	246	122	0	0	228	149
09:00	*	*	*	*	258	138	254	169	244	150	213	138	0	0	194	119
10:00	*	*	*	*	172	114	227	118	298	176	228	91	0	0	185	100
11:00	*	*	*	*	135	80	147	104	236	115	207	87	0	0	145	77
Lane	0	0	0	0	4807	3388	7552	5424	7485	5331	4783	2762	401	192	5329	3640
Day	0		0		8195		12976		12816		7545		593		8969	
AM Peak	-	-	-	-	11:00	11:00	08:00	09:00	08:00	09:00	11:00	11:00	00:00	00:00	08:00	11:00
Vol.	-	-	-	-	408	313	495	362	492	323	266	172	148	64	291	203
PM Peak	-	-	-	-	17:00	17:00	17:00	17:00	16:00	17:00	18:00	18:00	-	-	17:00	17:00
Vol.	-	-	-	-	587	477	621	508	597	463	306	190	-	-	398	326

Accurate Counts

978-664-2565

Location : Broadway
 Location : West of Third Street
 City/State: Cambridge, MA

LG038C02

Start Time	18-May-15		Tue		Wed		Thu		Fri		Sat		Sun		Week Average	
	EB	WB	EB	WB	EB	WB	EB	WB	EB	WB	EB	WB	EB	WB	EB	WB
12:00 AM	0	0	58	37	69	46	86	43	*	*	*	*	*	*	53	32
01:00	0	0	52	22	48	19	45	19	*	*	*	*	*	*	36	15
02:00	0	0	26	5	27	14	26	14	*	*	*	*	*	*	20	8
03:00	0	0	14	13	21	14	15	13	*	*	*	*	*	*	12	10
04:00	0	0	41	28	44	39	44	42	*	*	*	*	*	*	32	27
05:00	0	0	87	121	93	118	104	128	*	*	*	*	*	*	71	92
06:00	0	0	260	185	264	190	263	211	*	*	*	*	*	*	197	146
07:00	0	0	395	315	378	289	415	289	*	*	*	*	*	*	297	223
08:00	0	0	503	330	503	263	484	281	*	*	*	*	*	*	372	218
09:00	0	0	481	351	451	332	494	351	*	*	*	*	*	*	356	258
10:00	0	0	408	287	383	266	376	276	*	*	*	*	*	*	292	207
11:00	0	0	364	290	382	272	*	*	*	*	*	*	*	*	249	187
12:00 PM	0	0	347	248	376	241	*	*	*	*	*	*	*	*	241	163
01:00	0	0	389	243	378	233	*	*	*	*	*	*	*	*	256	159
02:00	193	101	418	256	445	257	*	*	*	*	*	*	*	*	352	205
03:00	451	223	430	274	505	272	*	*	*	*	*	*	*	*	462	256
04:00	499	285	530	261	500	291	*	*	*	*	*	*	*	*	510	279
05:00	505	309	504	335	564	338	*	*	*	*	*	*	*	*	524	327
06:00	428	261	457	291	517	272	*	*	*	*	*	*	*	*	467	275
07:00	341	204	337	190	370	219	*	*	*	*	*	*	*	*	349	204
08:00	243	143	283	152	282	155	*	*	*	*	*	*	*	*	269	150
09:00	227	108	226	144	237	125	*	*	*	*	*	*	*	*	230	126
10:00	178	80	200	84	199	88	*	*	*	*	*	*	*	*	192	84
11:00	91	63	106	62	118	65	*	*	*	*	*	*	*	*	105	63
Lane Day	3156	1777	6916	4524	7154	4418	2352	1667	0	0	0	0	0	0	5944	3714
AM Peak	-	-	08:00	09:00	08:00	09:00	09:00	09:00	-	-	-	-	-	-	08:00	09:00
Vol.	-	-	503	351	503	332	494	351	-	-	-	-	-	-	372	258
PM Peak	17:00	17:00	16:00	17:00	17:00	17:00	-	-	-	-	-	-	-	-	17:00	17:00
Vol.	505	309	530	335	564	338	-	-	-	-	-	-	-	-	524	327

Comb. Total	4933	11440	19767	16995	12816	7545	593	18627
ADT	ADT 9,265	AADT 9,265						

Accurate Counts 978-664-2565

Location : Broadway
 Location : West of Third Street
 City/State: Cambridge, MA

LG038C02A

Start Time	26-May-15 Tue	EB		Hour Totals		WB		Hour Totals		Combined Totals	
		Morning	Afternoon	Morning	Afternoon	Morning	Afternoon	Morning	Afternoon	Morning	Afternoon
12:00		*	83			*	65				
12:15		*	75			*	54				
12:30		*	109			*	49				
12:45		*	95	0	362	*	54	0	222	0	584
01:00		*	95			*	65				
01:15		*	82			*	46				
01:30		*	92			*	58				
01:45		*	93	0	362	*	81	0	250	0	612
02:00		*	98			*	53				
02:15		*	97			*	63				
02:30		*	98			*	65				
02:45		*	102	0	395	*	50	0	231	0	626
03:00		*	132			*	67				
03:15		*	107			*	72				
03:30		*	101			*	72				
03:45		*	98	0	438	*	67	0	278	0	716
04:00		*	121			*	63				
04:15		*	122			*	59				
04:30		*	117			*	74				
04:45		*	129	0	489	*	80	0	276	0	765
05:00		*	152			*	72				
05:15		*	151			*	91				
05:30		*	128			*	84				
05:45		*	140	0	571	*	66	0	313	0	884
06:00		*	124			*	66				
06:15		*	137			*	65				
06:30		*	117			*	75				
06:45		*	114	0	492	*	56	0	262	0	754
07:00		*	80			*	71				
07:15		*	89			*	52				
07:30		*	86			*	46				
07:45		*	84	0	339	*	43	0	212	0	551
08:00		*	87			*	26				
08:15		*	81			*	38				
08:30		*	82			*	35				
08:45		*	51	0	301	*	28	0	127	0	428
09:00		*	60			*	44				
09:15		*	58			*	30				
09:30		*	52			*	39				
09:45		*	48	0	218	*	27	0	140	0	358
10:00			97				57				
10:15			109				60				
10:30			92				61				
10:45			63	361	196		71	249	94	610	290
11:00			99				69				
11:15			90				74				
11:30			75				65				
11:45			83	347	129		56	264	65	611	194
Total			708	4292			513	2470		1221	6762
Percent			14.2%	85.8%			17.2%	82.8%		15.3%	84.7%

Accurate Counts 978-664-2565

Location : Broadway
 Location : West of Third Street
 City/State: Cambridge, MA

LG038C02A

Start Time	27-May-15 Wed	EB		Hour Totals		WB		Hour Totals		Combined Totals	
		Morning	Afternoon	Morning	Afternoon	Morning	Afternoon	Morning	Afternoon	Morning	Afternoon
12:00		28	111			20	63				
12:15		19	134			12	58				
12:30		19	120			7	46				
12:45		13	107	79	472	11	56	50	223	129	695
01:00		10	122			6	57				
01:15		19	137			3	70				
01:30		18	129			7	47				
01:45		11	135	58	523	4	62	20	236	78	759
02:00		15	158			2	65				
02:15		13	154			2	56				
02:30		5	160			3	48				
02:45		6	148	39	620	1	61	8	230	47	850
03:00		3	162			3	63				
03:15		5	178			5	72				
03:30		3	157			4	60				
03:45		5	186	16	683	6	67	18	262	34	945
04:00		4	179			4	68				
04:15		8	172			3	80				
04:30		14	174			13	63				
04:45		10	174	36	699	16	61	36	272	72	971
05:00		17	165			16	94				
05:15		23	201			19	91				
05:30		19	181			42	85				
05:45		29	191	88	738	45	67	122	337	210	1075
06:00		46	202			45	58				
06:15		70	183			48	83				
06:30		65	185			40	67				
06:45		73	148	254	718	57	62	190	270	444	988
07:00		93	151			53	69				
07:15		113	137			51	51				
07:30		141	141			63	32				
07:45		121	126	468	555	69	43	236	195	704	750
08:00		153	99			60	42				
08:15		145	96			73	39				
08:30		161	124			74	41				
08:45		165	90	624	409	77	37	284	159	908	568
09:00		169	104			93	24				
09:15		160	86			75	36				
09:30		157	75			73	34				
09:45		116	73	602	338	75	27	316	121	918	459
10:00		148	117			68	39				
10:15		156	92			52	53				
10:30		150	71			71	24				
10:45		147	75	601	355	67	23	258	139	859	494
11:00		145	58			66	34				
11:15		131	59			63	16				
11:30		119	38			51	23				
11:45		135	41	530	196	61	17	241	90	771	286
Total		3395	6306			1779	2534			5174	8840
Percent		35.0%	65.0%			41.2%	58.8%			36.9%	63.1%

Accurate Counts 978-664-2565

Location : Broadway
 Location : West of Third Street
 City/State: Cambridge, MA

LG038C02A

Start Time	28-May-15 Thu	EB		Hour Totals		WB		Hour Totals		Combined Totals	
		Morning	Afternoon	Morning	Afternoon	Morning	Afternoon	Morning	Afternoon	Morning	Afternoon
12:00		45	107			10	63				
12:15		32	93			11	52				
12:30		26	81			13	49				
12:45		19	102	122	383	5	74	39	238	161	621
01:00		19	107			4	70				
01:15		20	103			8	51				
01:30		21	90			7	44				
01:45		15	97	75	397	3	60	22	225	97	622
02:00		15	117			4	72				
02:15		15	101			0	67				
02:30		7	91			2	58				
02:45		5	114	42	423	3	62	9	259	51	682
03:00		7	148			2	84				
03:15		8	104			2	71				
03:30		5	141			2	72				
03:45		13	186	33	579	3	73	9	300	42	879
04:00		8	162			7	76				
04:15		15	192			4	80				
04:30		9	184			11	82				
04:45		20	150	52	688	14	79	36	317	88	1005
05:00		19	162			11	69				
05:15		24	123			23	74				
05:30		32	97			41	78				
05:45		43	106	118	488	44	81	119	302	237	790
06:00		65	136			41	86				
06:15		73	145			42	88				
06:30		71	178			59	84				
06:45		74	153	283	612	62	71	204	329	487	941
07:00		99	137			70	74				
07:15		99	114			68	55				
07:30		110	112			52	62				
07:45		124	100	432	463	63	40	253	231	685	694
08:00		114	106			71	41				
08:15		130	78			71	43				
08:30		101	92			62	46				
08:45		127	88	472	364	81	41	285	171	757	535
09:00		141	92			83	39				
09:15		128	63			68	35				
09:30		119	66			69	42				
09:45		132	68	520	289	67	34	287	150	807	439
10:00		108	75			77	32				
10:15		95	63			77	39				
10:30		107	71			72	26				
10:45		99	79	409	288	58	39	284	136	693	424
11:00		122	61			72	31				
11:15		104	37			71	21				
11:30		97	42			58	22				
11:45		111	32	434	172	71	19	272	93	706	265
Total		2992	5146			1819	2751			4811	7897
Percent		36.8%	63.2%			39.8%	60.2%			37.9%	62.1%

Accurate Counts

978-664-2565

Location : Broadway
 Location : West of Third Street
 City/State: Cambridge, MA

LG038C02A

Start Time	29-May-15 Fri	EB		Hour Totals		WB		Hour Totals		Combined Totals	
		Morning	Afternoon	Morning	Afternoon	Morning	Afternoon	Morning	Afternoon	Morning	Afternoon
12:00		39	105			5	70				
12:15		34	129			13	70				
12:30		26	121			10	47				
12:45		15	100	114	455	12	55	40	242	154	697
01:00		17	96			10	50				
01:15		20	95			9	73				
01:30		19	103			6	51				
01:45		11	105	67	399	3	71	28	245	95	644
02:00		11	111			3	84				
02:15		21	130			3	61				
02:30		12	116			5	42				
02:45		4	128	48	485	6	75	17	262	65	747
03:00		6	157			4	73				
03:15		11	146			7	50				
03:30		6	152			4	82				
03:45		2	183	25	638	8	69	23	274	48	912
04:00		4	162			8	74				
04:15		8	174			3	74				
04:30		15	125			9	72				
04:45		11	113	38	574	13	78	33	298	71	872
05:00		17	143			18	66				
05:15		15	131			17	84				
05:30		28	126			52	87				
05:45		37	117	97	517	40	79	127	316	224	833
06:00		54	*			53	*				
06:15		62	*			60	*				
06:30		72	*			49	*				
06:45		85	*	273	0	74	*	236	0	509	0
07:00		102	*			57	*				
07:15		101	*			67	*				
07:30		99	*			87	*				
07:45		124	*	426	0	93	*	304	0	730	0
08:00		107	*			73	*				
08:15		140	*			68	*				
08:30		121	*			70	*				
08:45		121	*	489	0	72	*	283	0	772	0
09:00		130	*			74	*				
09:15		86	*			63	*				
09:30		126	*			74	*				
09:45		109	*	451	0	67	*	278	0	729	0
10:00		103	*			86	*				
10:15		101	*			81	*				
10:30		102	*			63	*				
10:45		107	*	413	0	50	*	280	0	693	0
11:00		66	*			52	*				
11:15		57	*			79	*				
11:30		54	*			86	*				
11:45		104	*	281	0	70	*	287	0	568	0
Total		2722	3068			1936	1637			4658	4705
Percent		47.0%	53.0%			54.2%	45.8%			49.7%	50.3%
Grand Total		9817	18812			6047	9392			15864	28204
Percent		34.3%	65.7%			39.2%	60.8%			36.0%	64.0%
ADT		ADT 12,608	AADT 12,608								

Accurate Counts

978-664-2565

Location : Broadway
 Location : West of Third Street
 City/State: Cambridge, MA

LG038C02A

Start Time	25-May-15		Tue		Wed		Thu		Fri		Sat		Sun		Week Average	
	EB	WB	EB	WB	EB	WB	EB	WB	EB	WB	EB	WB	EB	WB	EB	WB
12:00 AM	*	*	*	*	79	50	122	39	114	40	*	*	*	*	105	43
01:00	*	*	*	*	58	20	75	22	67	28	*	*	*	*	67	23
02:00	*	*	*	*	39	8	42	9	48	17	*	*	*	*	43	11
03:00	*	*	*	*	16	18	33	9	25	23	*	*	*	*	25	17
04:00	*	*	*	*	36	36	52	36	38	33	*	*	*	*	42	35
05:00	*	*	*	*	88	122	118	119	97	127	*	*	*	*	101	123
06:00	*	*	*	*	254	190	283	204	273	236	*	*	*	*	270	210
07:00	*	*	*	*	468	236	432	253	426	304	*	*	*	*	442	264
08:00	*	*	*	*	624	284	472	285	489	283	*	*	*	*	528	284
09:00	*	*	*	*	602	316	520	287	451	278	*	*	*	*	524	294
10:00	*	*	361	249	601	258	409	284	413	280	*	*	*	*	446	268
11:00	*	*	347	264	530	241	434	272	281	287	*	*	*	*	398	266
12:00 PM	*	*	362	222	472	223	383	238	455	242	*	*	*	*	418	231
01:00	*	*	362	250	523	236	397	225	399	245	*	*	*	*	420	239
02:00	*	*	395	231	620	230	423	259	485	262	*	*	*	*	481	246
03:00	*	*	438	278	683	262	579	300	638	274	*	*	*	*	584	278
04:00	*	*	489	276	699	272	688	317	574	298	*	*	*	*	612	291
05:00	*	*	571	313	738	337	488	302	517	316	*	*	*	*	578	317
06:00	*	*	492	262	718	270	612	329	*	*	*	*	*	*	607	287
07:00	*	*	339	212	555	195	463	231	*	*	*	*	*	*	452	213
08:00	*	*	301	127	409	159	364	171	*	*	*	*	*	*	358	152
09:00	*	*	218	140	338	121	289	150	*	*	*	*	*	*	282	137
10:00	*	*	196	94	355	139	288	136	*	*	*	*	*	*	280	123
11:00	*	*	129	65	196	90	172	93	*	*	*	*	*	*	166	83
Lane Day	0	0	5000	2983	9701	4313	8138	4570	5790	3573	0	0	0	0	8229	4435
AM Peak	-	-	10:00	11:00	08:00	09:00	09:00	09:00	08:00	07:00	-	-	-	-	08:00	09:00
Vol.	-	-	361	264	624	316	520	287	489	304	-	-	-	-	528	294
PM Peak	-	-	17:00	17:00	17:00	17:00	16:00	18:00	15:00	17:00	-	-	-	-	16:00	17:00
Vol.	-	-	571	313	738	337	688	329	638	316	-	-	-	-	612	317

Comb. Total	0	7983	14014	12708	9363	0	0	12664
ADT	ADT 12,608	AADT 12,608						

Accurate Counts 978-664-2565

Location : Broadway
 Location : West of Third Street
 City/State: Cambridge, MA

LG038C02B

Start Time	06-Jun-15		WB		Hour Totals		EB		Hour Totals		Combined Totals	
	Sat	Morning	Afternoon	Morning	Afternoon	Morning	Afternoon	Morning	Afternoon	Morning	Afternoon	
12:00		22	44			27	65					
12:15		25	41			41	55					
12:30		24	36			18	86					
12:45		19	45	90	166	24	72	110	278	200	444	
01:00		17	50			0	91					
01:15		21	41			7	98					
01:30		15	43			31	87					
01:45		7	39	60	173	19	64	57	340	117	513	
02:00		8	36			19	19					
02:15		8	27			22	74					
02:30		9	33			16	72					
02:45		3	56	28	152	12	78	69	243	97	395	
03:00		4	42			16	103					
03:15		7	50			6	78					
03:30		13	27			13	82					
03:45		7	35	31	154	12	77	47	340	78	494	
04:00		8	47			8	75					
04:15		8	38			13	82					
04:30		2	52			11	75					
04:45		4	38	22	175	10	84	42	316	64	491	
05:00		16	51			13	75					
05:15		11	52			14	93					
05:30		21	35			14	103					
05:45		16	42	64	180	19	84	60	355	124	535	
06:00		10	29			15	93					
06:15		10	36			26	84					
06:30		11	50			28	95					
06:45		20	32	51	147	23	88	92	360	143	507	
07:00		14	37			39	77					
07:15		15	34			32	86					
07:30		24	42			31	75					
07:45		27	26	80	139	35	74	137	312	217	451	
08:00		27	29			37	72					
08:15		18	37			50	81					
08:30		26	27			53	88					
08:45		34	22	105	115	67	65	207	306	312	421	
09:00		38	31			57	72					
09:15		36	39			84	86					
09:30		38	38			61	73					
09:45		42	36	154	144	84	61	286	292	440	436	
10:00		50	36			91	56					
10:15		50	39			87	64					
10:30		46	24			77	61					
10:45		41	25	187	124	62	84	317	265	504	389	
11:00		36	24			58	51					
11:15		31	24			75	57					
11:30		45	27			67	59					
11:45		40	32	152	107	66	68	266	235	418	342	
Total		1024	1776			1690	3642			2714	5418	
Percent		36.6%	63.4%			31.7%	68.3%			33.4%	66.6%	

Accurate Counts 978-664-2565

Location : Broadway
Location : West of Third Street
City/State: Cambridge, MA

LG038C02B

Start Time	07-Jun-15 Sun	WB		Hour Totals		EB		Hour Totals		Combined Totals	
		Morning	Afternoon	Morning	Afternoon	Morning	Afternoon	Morning	Afternoon	Morning	Afternoon
12:00		19	54			35	88				
12:15		16	44			49	88				
12:30		12	43			40	76				
12:45		17	41	64	182	34	80	158	332	222	514
01:00		13	47			38	61				
01:15		14	44			34	66				
01:30		22	42			36	72				
01:45		10	40	59	173	23	81	131	280	190	453
02:00		5	41			32	78				
02:15		11	36			26	86				
02:30		10	50			22	86				
02:45		6	45	32	172	24	73	104	323	136	495
03:00		6	47			18	86				
03:15		4	39			10	58				
03:30		5	48			12	88				
03:45		2	37	17	171	9	78	49	310	66	481
04:00		3	42			6	62				
04:15		4	40			11	71				
04:30		4	41			5	91				
04:45		8	50	19	173	7	60	29	284	48	457
05:00		6	43			12	78				
05:15		10	44			7	53				
05:30		13	37			18	74				
05:45		11	54	40	178	18	82	55	287	95	465
06:00		13	36			19	55				
06:15		8	48			22	78				
06:30		15	43			18	58				
06:45		14	34	50	161	27	71	86	262	136	423
07:00		19	36			25	71				
07:15		18	34			31	69				
07:30		20	34			25	51				
07:45		20	34	77	138	37	67	118	258	195	396
08:00		30	24			29	55				
08:15		31	31			63	60				
08:30		33	25			49	65				
08:45		19	40	113	120	41	63	182	243	295	363
09:00		29	27			43	57				
09:15		24	28			54	61				
09:30		37	19			55	54				
09:45		25	23	115	97	62	48	214	220	329	317
10:00		28	30			59	54				
10:15		46	25			61	38				
10:30		35	21			53	50				
10:45		39	24	148	100	62	36	235	178	383	278
11:00		41	18			67	55				
11:15		43	13			82	38				
11:30		40	14			76	36				
11:45		44	16	168	61	90	35	315	164	483	225
Total		902	1726			1676	3141			2578	4867
Percent		34.3%	65.7%			34.8%	65.2%			34.6%	65.4%

Accurate Counts 978-664-2565

Location : Broadway
 Location : West of Third Street
 City/State: Cambridge, MA

LG038C02B

Start Time	08-Jun-15 Mon	WB		Hour Totals		EB		Hour Totals		Combined Totals	
		Morning	Afternoon	Morning	Afternoon	Morning	Afternoon	Morning	Afternoon	Morning	Afternoon
12:00		13	60			23	81				
12:15		14	68			25	83				
12:30		5	57			24	101				
12:45		6	54	38	239	25	91	97	356	135	595
01:00		5	52			9	103				
01:15		8	54			15	100				
01:30		1	62			17	95				
01:45		1	62	15	230	17	96	58	394	73	624
02:00		7	45			6	102				
02:15		4	71			8	103				
02:30		1	62			1	95				
02:45		2	67	14	245	4	109	19	409	33	654
03:00		4	66			3	96				
03:15		2	68			3	104				
03:30		6	56			2	99				
03:45		6	73	18	263	10	88	18	387	36	650
04:00		7	63			14	88				
04:15		7	91			9	129				
04:30		7	79			10	129				
04:45		15	88	36	321	15	108	48	454	84	775
05:00		16	67			17	98				
05:15		32	118			21	111				
05:30		45	110			26	122				
05:45		40	118	133	413	37	113	101	444	234	857
06:00		50	103			53	121				
06:15		45	90			63	112				
06:30		52	94			63	130				
06:45		54	78	201	365	72	94	251	457	452	822
07:00		57	71			80	101				
07:15		68	82			86	100				
07:30		62	75			113	102				
07:45		74	61	261	289	98	73	377	376	638	665
08:00		76	43			115	72				
08:15		69	39			103	74				
08:30		77	48			120	71				
08:45		75	41	297	171	112	63	450	280	747	451
09:00		88	41			101	63				
09:15		77	35			121	76				
09:30		81	27			103	61				
09:45		78	36	324	139	109	79	434	279	758	418
10:00		86	40			100	121				
10:15		79	28			84	105				
10:30		87	57			95	28				
10:45		50	38	302	163	86	51	365	305	667	468
11:00		46	19			89	42				
11:15		77	17			91	28				
11:30		69	19			85	26				
11:45		73	14	265	69	88	25	353	121	618	190
Total		1904	2907			2571	4262			4475	7169
Percent		39.6%	60.4%			37.6%	62.4%			38.4%	61.6%

Accurate Counts

978-664-2565

Location : Broadway
 Location : West of Third Street
 City/State: Cambridge, MA

LG038C02B

Start Time	09-Jun-15 Tue	WB		Hour Totals		EB		Hour Totals		Combined Totals	
		Morning	Afternoon	Morning	Afternoon	Morning	Afternoon	Morning	Afternoon	Morning	Afternoon
12:00		7	67			21	77				
12:15		10	65			21	107				
12:30		10	48			17	88				
12:45		2	77	29	257	17	96	76	368	105	625
01:00		5	64			16	89				
01:15		2	58			15	94				
01:30		5	61			8	94				
01:45		2	65	14	248	5	97	44	374	58	622
02:00		2	54			4	95				
02:15		1	61			4	92				
02:30		6	67			5	92				
02:45		1	75	10	257	5	116	18	395	28	652
03:00		0	63			3	119				
03:15		3	74			2	110				
03:30		4	65			4	120				
03:45		3	77	10	279	5	92	14	441	24	720
04:00		10	78			9	127				
04:15		9	75			8	122				
04:30		8	79			13	117				
04:45		18	110	45	342	21	113	51	479	96	821
05:00		11	97			18	111				
05:15		28	98			20	123				
05:30		46	109			32	120				
05:45		44	103	129	407	35	114	105	468	234	875
06:00		46	98			64	119				
06:15		50	114			67	125				
06:30		51	99			58	119				
06:45		61	83	208	394	91	95	280	458	488	852
07:00		71	90			90	96				
07:15		73	77			82	111				
07:30		79	73			111	85				
07:45		93	60	316	300	120	73	403	365	719	665
08:00		78	61			109	90				
08:15		100	57			114	81				
08:30		65	42			108	77				
08:45		94	42	337	202	123	71	454	319	791	521
09:00		88	58			85	67				
09:15		87	43			120	85				
09:30		102	43			93	84				
09:45		88	41	365	185	101	74	399	310	764	495
10:00		74	36			108	70				
10:15		63	24			94	56				
10:30		80	32			83	78				
10:45		55	26	272	118	85	95	370	299	642	417
11:00		68	45			89	87				
11:15		59	25			101	44				
11:30		58	11			94	21				
11:45		60	14	245	95	87	22	371	174	616	269
Total		1980	3084			2585	4450			4565	7534
Percent		39.1%	60.9%			36.7%	63.3%			37.7%	62.3%
Grand Total		5810	9493			8522	15495			14332	24988
Percent		38.0%	62.0%			35.5%	64.5%			36.4%	63.6%
ADT		ADT 7,265	AADT 7,265								

Accurate Counts

978-664-2565

Location : Broadway
 Location : West of Third Street
 City/State: Cambridge, MA

LG038C02B

Start Time	01-Jun-15		Tue		Wed		Thu		Fri		Sat		Sun		Week Average	
	WB	EB	WB	EB	WB	EB	WB	EB	WB	EB	WB	EB	WB	EB	WB	EB
12:00 AM	*	*	*	*	*	*	*	*	*	*	90	110	64	158	77	134
01:00	*	*	*	*	*	*	*	*	*	*	60	57	59	131	60	94
02:00	*	*	*	*	*	*	*	*	*	*	28	69	32	104	30	86
03:00	*	*	*	*	*	*	*	*	*	*	31	47	17	49	24	48
04:00	*	*	*	*	*	*	*	*	*	*	22	42	19	29	20	36
05:00	*	*	*	*	*	*	*	*	*	*	64	60	40	55	52	58
06:00	*	*	*	*	*	*	*	*	*	*	51	92	50	86	50	89
07:00	*	*	*	*	*	*	*	*	*	*	80	137	77	118	78	128
08:00	*	*	*	*	*	*	*	*	*	*	105	207	113	182	109	194
09:00	*	*	*	*	*	*	*	*	*	*	154	286	115	214	134	250
10:00	*	*	*	*	*	*	*	*	*	*	187	317	148	235	168	276
11:00	*	*	*	*	*	*	*	*	*	*	152	266	168	315	160	290
12:00 PM	*	*	*	*	*	*	*	*	*	*	166	278	182	332	174	305
01:00	*	*	*	*	*	*	*	*	*	*	173	340	173	280	173	310
02:00	*	*	*	*	*	*	*	*	*	*	152	243	172	323	162	283
03:00	*	*	*	*	*	*	*	*	*	*	154	340	171	310	162	325
04:00	*	*	*	*	*	*	*	*	*	*	175	316	173	284	174	300
05:00	*	*	*	*	*	*	*	*	*	*	180	355	178	287	179	321
06:00	*	*	*	*	*	*	*	*	*	*	147	360	161	262	154	311
07:00	*	*	*	*	*	*	*	*	*	*	139	312	138	258	138	285
08:00	*	*	*	*	*	*	*	*	*	*	115	306	120	243	118	274
09:00	*	*	*	*	*	*	*	*	*	*	144	292	97	220	120	256
10:00	*	*	*	*	*	*	*	*	*	*	124	265	100	178	112	222
11:00	*	*	*	*	*	*	*	*	*	*	107	235	61	164	84	200
Lane	0	0	0	0	0	0	0	0	0	0	2800	5332	2628	4817	2712	5075
Day	0		0		0		0		0		8132		7445		7787	
AM Peak	-	-	-	-	-	-	-	-	-	-	10:00	10:00	11:00	11:00	10:00	11:00
Vol.	-	-	-	-	-	-	-	-	-	-	187	317	168	315	168	290
PM Peak	-	-	-	-	-	-	-	-	-	-	17:00	18:00	12:00	12:00	17:00	15:00
Vol.	-	-	-	-	-	-	-	-	-	-	180	360	182	332	179	325

Accurate Counts

978-664-2565

Location : Broadway
 Location : West of Third Street
 City/State: Cambridge, MA

LG038C02B

Start Time	08-Jun-15		Tue		Wed		Thu		Fri		Sat		Sun		Week Average	
	WB	EB	WB	EB	WB	EB	WB	EB	WB	EB	WB	EB	WB	EB	WB	EB
12:00 AM	38	97	29	76	*	*	*	*	*	*	*	*	*	*	34	86
01:00	15	58	14	44	*	*	*	*	*	*	*	*	*	*	14	51
02:00	14	19	10	18	*	*	*	*	*	*	*	*	*	*	12	18
03:00	18	18	10	14	*	*	*	*	*	*	*	*	*	*	14	16
04:00	36	48	45	51	*	*	*	*	*	*	*	*	*	*	40	50
05:00	133	101	129	105	*	*	*	*	*	*	*	*	*	*	131	103
06:00	201	251	208	280	*	*	*	*	*	*	*	*	*	*	204	266
07:00	261	377	316	403	*	*	*	*	*	*	*	*	*	*	288	390
08:00	297	450	337	454	*	*	*	*	*	*	*	*	*	*	317	452
09:00	324	434	365	399	*	*	*	*	*	*	*	*	*	*	344	416
10:00	302	365	272	370	*	*	*	*	*	*	*	*	*	*	287	368
11:00	265	353	245	371	*	*	*	*	*	*	*	*	*	*	255	362
12:00 PM	239	356	257	368	*	*	*	*	*	*	*	*	*	*	248	362
01:00	230	394	248	374	*	*	*	*	*	*	*	*	*	*	239	384
02:00	245	409	257	395	*	*	*	*	*	*	*	*	*	*	251	402
03:00	263	387	279	441	*	*	*	*	*	*	*	*	*	*	271	414
04:00	321	454	342	479	*	*	*	*	*	*	*	*	*	*	332	466
05:00	413	444	407	468	*	*	*	*	*	*	*	*	*	*	410	456
06:00	365	457	394	458	*	*	*	*	*	*	*	*	*	*	380	458
07:00	289	376	300	365	*	*	*	*	*	*	*	*	*	*	294	370
08:00	171	280	202	319	*	*	*	*	*	*	*	*	*	*	186	300
09:00	139	279	185	310	*	*	*	*	*	*	*	*	*	*	162	294
10:00	163	305	118	299	*	*	*	*	*	*	*	*	*	*	140	302
11:00	69	121	95	174	*	*	*	*	*	*	*	*	*	*	82	148
Lane	4811	6833	5064	7035	0	0	0	0	0	0	0	0	0	0	4935	6934
Day	11644		12099		0		0		0		0		0		11869	
AM Peak	09:00	08:00	09:00	08:00	-	-	-	-	-	-	-	-	-	-	09:00	08:00
Vol.	324	450	365	454	-	-	-	-	-	-	-	-	-	-	344	452
PM Peak	17:00	18:00	17:00	16:00	-	-	-	-	-	-	-	-	-	-	17:00	16:00
Vol.	413	457	407	479	-	-	-	-	-	-	-	-	-	-	410	466

Comb. Total	11644	12099	0	0	0	8132	7445	19656
ADT	ADT 7,265	AADT 7,265						

Accurate Counts 978-664-2565

Location : Binney Street
 Location : West of Fifth Street
 City/State: Cambridge, MA

LG038C03

Start Time	14-May-15 Thu	WB		Hour Totals		EB		Hour Totals		Combined Totals	
		Morning	Afternoon	Morning	Afternoon	Morning	Afternoon	Morning	Afternoon	Morning	Afternoon
12:00		4	92			25	96				
12:15		16	80			3	90				
12:30		19	96			18	81				
12:45		3	97	42	365	12	70	58	337	100	702
01:00		3	73			8	81				
01:15		7	94			9	107				
01:30		20	94			7	97				
01:45		3	90	33	351	5	107	29	392	62	743
02:00		6	87			14	135				
02:15		13	95			8	114				
02:30		2	94			6	128				
02:45		2	70	23	346	1	138	29	515	52	861
03:00		0	88			3	190				
03:15		5	81			6	208				
03:30		11	88			1	154				
03:45		6	68	22	325	3	137	13	689	35	1014
04:00		29	60			9	171				
04:15		14	64			7	218				
04:30		14	79			5	195				
04:45		52	61	109	264	13	164	34	748	143	1012
05:00		34	61			11	205				
05:15		85	45			9	200				
05:30		73	46			23	243				
05:45		84	36	276	188	24	233	67	881	343	1069
06:00		110	51			31	200				
06:15		142	61			35	188				
06:30		134	46			35	187				
06:45		137	50	523	208	43	118	144	693	667	901
07:00		108	65			60	91				
07:15		100	61			63	93				
07:30		96	47			59	76				
07:45		99	45	403	218	75	78	257	338	660	556
08:00		102	45			62	73				
08:15		99	33			55	46				
08:30		120	36			79	51				
08:45		109	32	430	146	70	45	266	215	696	361
09:00		115	34			78	40				
09:15		116	39			65	53				
09:30		135	21			63	42				
09:45		74	40	440	134	70	64	276	199	716	333
10:00		71	33			72	45				
10:15		109	54			66	37				
10:30		114	48			78	32				
10:45		94	39	388	174	83	19	299	133	687	307
11:00		98	24			90	35				
11:15		86	23			72	21				
11:30		100	17			80	24				
11:45		121	14	405	78	92	17	334	97	739	175
Total		3094	2797			1806	5237			4900	8034
Percent		52.5%	47.5%			25.6%	74.4%			37.9%	62.1%

Accurate Counts 978-664-2565

Location : Binney Street
 Location : West of Fifth Street
 City/State: Cambridge, MA

LG038C03

Start Time	15-May-15 Fri	WB		Hour Totals		EB		Hour Totals		Combined Totals	
		Morning	Afternoon	Morning	Afternoon	Morning	Afternoon	Morning	Afternoon	Morning	Afternoon
12:00		11	84			24	89				
12:15		21	78			12	88				
12:30		14	92			15	84				
12:45		8	87	54	341	11	85	62	346	116	687
01:00		13	110			11	118				
01:15		9	94			7	88				
01:30		18	97			9	107				
01:45		14	90	54	391	19	114	46	427	100	818
02:00		3	87			23	142				
02:15		14	80			6	127				
02:30		8	75			4	115				
02:45		7	93	32	335	5	153	38	537	70	872
03:00		8	80			4	201				
03:15		7	77			8	180				
03:30		2	69			0	176				
03:45		12	69	29	295	3	151	15	708	44	1003
04:00		2	81			7	176				
04:15		19	93			5	162				
04:30		17	83			1	152				
04:45		37	85	75	342	12	150	25	640	100	982
05:00		49	66			13	145				
05:15		56	82			9	172				
05:30		68	76			26	140				
05:45		82	77	255	301	19	131	67	588	322	889
06:00		113	104			47	126				
06:15		124	80			36	98				
06:30		121	86			34	76				
06:45		109	83	467	353	47	102	164	402	631	755
07:00		109	71			58	85				
07:15		105	73			60	69				
07:30		109	47			70	56				
07:45		111	51	434	242	55	54	243	264	677	506
08:00		122	42			63	43				
08:15		144	42			72	51				
08:30		137	38			73	66				
08:45		133	45	536	167	71	41	279	201	815	368
09:00		125	52			74	53				
09:15		115	49			76	38				
09:30		115	50			57	31				
09:45		90	41	445	192	77	38	284	160	729	352
10:00		102	31			58	35				
10:15		78	36			80	35				
10:30		84	24			64	35				
10:45		104	28	368	119	75	33	277	138	645	257
11:00		80	46			76	30				
11:15		80	28			75	25				
11:30		71	22			61	27				
11:45		80	13	311	109	78	19	290	101	601	210
Total		3060	3187			1790	4512			4850	7699
Percent		49.0%	51.0%			28.4%	71.6%			38.6%	61.4%

Accurate Counts 978-664-2565

Location : Binney Street
 Location : West of Fifth Street
 City/State: Cambridge, MA

LG038C03

Start Time	16-May-15 Sat	WB		Hour Totals		EB		Hour Totals		Combined Totals	
		Morning	Afternoon	Morning	Afternoon	Morning	Afternoon	Morning	Afternoon	Morning	Afternoon
12:00		17	42			23	52				
12:15		12	48			18	63				
12:30		8	56			5	50				
12:45		13	54	50	200	5	46	51	211	101	411
01:00		11	61			15	60				
01:15		8	69			16	65				
01:30		11	44			11	64				
01:45		9	55	39	229	7	56	49	245	88	474
02:00		10	57			20	42				
02:15		12	48			9	63				
02:30		10	52			12	76				
02:45		5	52	37	209	4	68	45	249	82	458
03:00		2	48			4	71				
03:15		9	61			4	63				
03:30		8	60			1	59				
03:45		6	65	25	234	5	63	14	256	39	490
04:00		6	59			2	53				
04:15		4	76			3	51				
04:30		3	64			4	63				
04:45		10	74	23	273	3	48	12	215	35	488
05:00		11	44			4	47				
05:15		21	54			6	39				
05:30		38	53			6	46				
05:45		35	67	105	218	15	51	31	183	136	401
06:00		24	55			16	57				
06:15		25	57			20	50				
06:30		35	78			15	44				
06:45		35	71	119	261	15	49	66	200	185	461
07:00		39	61			34	55				
07:15		18	54			31	51				
07:30		33	46			10	45				
07:45		38	72	128	233	21	40	96	191	224	424
08:00		27	45			21	40				
08:15		28	43			22	36				
08:30		40	36			33	42				
08:45		32	38	127	162	22	30	98	148	225	310
09:00		34	55			32	36				
09:15		36	41			29	44				
09:30		44	52			39	31				
09:45		46	28	160	176	28	20	128	131	288	307
10:00		41	31			41	28				
10:15		46	37			40	50				
10:30		45	25			45	46				
10:45		51	36	183	129	53	29	179	153	362	282
11:00		42	28			49	26				
11:15		40	18			64	15				
11:30		60	25			53	19				
11:45		47	24	189	95	58	24	224	84	413	179
Total		1185	2419			993	2266			2178	4685
Percent		32.9%	67.1%			30.5%	69.5%			31.7%	68.3%

Accurate Counts 978-664-2565

Location : Binney Street
 Location : West of Fifth Street
 City/State: Cambridge, MA

LG038C03

Start Time	17-May-15 Sun	WB		Hour Totals		EB		Hour Totals		Combined Totals	
		Morning	Afternoon	Morning	Afternoon	Morning	Afternoon	Morning	Afternoon	Morning	Afternoon
12:00		14	57			24	40				
12:15		19	51			19	48				
12:30		14	42			14	53				
12:45		10	68	57	218	13	51	70	192	127	410
01:00		6	55			20	64				
01:15		10	43			15	70				
01:30		11	48			9	72				
01:45		12	56	39	202	13	69	57	275	96	477
02:00		12	50			11	72				
02:15		10	36			14	56				
02:30		5	66			17	58				
02:45		7	56	34	208	8	65	50	251	84	459
03:00		3	57			8	45				
03:15		12	44			10	68				
03:30		9	49			4	66				
03:45		4	50	28	200	6	63	28	242	56	442
04:00		7	73			3	65				
04:15		5	72			5	55				
04:30		8	72			5	66				
04:45		5	60	25	277	5	62	18	248	43	525
05:00		4	55			0	45				
05:15		11	52			3	46				
05:30		13	51			6	36				
05:45		9	40	37	198	4	36	13	163	50	361
06:00		5	53			12	47				
06:15		12	55			6	44				
06:30		19	64			8	40				
06:45		19	57	55	229	7	38	33	169	88	398
07:00		11	58			26	45				
07:15		12	60			12	56				
07:30		14	43			9	26				
07:45		15	44	52	205	7	39	54	166	106	371
08:00		13	35			18	26				
08:15		24	43			20	40				
08:30		33	33			15	30				
08:45		32	33	102	144	19	36	72	132	174	276
09:00		23	22			14	23				
09:15		35	42			23	25				
09:30		46	39			30	30				
09:45		30	26	134	129	39	24	106	102	240	231
10:00		30	19			27	24				
10:15		34	27			39	23				
10:30		36	29			36	15				
10:45		47	26	147	101	36	24	138	86	285	187
11:00		43	24			26	14				
11:15		51	10			50	12				
11:30		39	8			43	13				
11:45		38	12	171	54	41	10	160	49	331	103
Total		881	2165			799	2075			1680	4240
Percent		28.9%	71.1%			27.8%	72.2%			28.4%	71.6%

Accurate Counts

978-664-2565

Location : Binney Street
 Location : West of Fifth Street
 City/State: Cambridge, MA

LG038C03

Start Time	18-May-15 Mon	WB		Hour Totals		EB		Hour Totals		Combined Totals	
		Morning	Afternoon	Morning	Afternoon	Morning	Afternoon	Morning	Afternoon	Morning	Afternoon
12:00		5	74			10	69				
12:15		12	86			9	62				
12:30		4	94			7	84				
12:45		7	82	28	336	8	75	34	290	62	626
01:00		4	82			7	89				
01:15		8	75			11	80				
01:30		5	76			2	92				
01:45		3	95	20	328	3	105	23	366	43	694
02:00		7	78			5	103				
02:15		3	94			3	110				
02:30		8	75			6	129				
02:45		4	75	22	322	2	122	16	464	38	786
03:00		6	75			4	213				
03:15		2	85			3	167				
03:30		9	67			7	159				
03:45		8	91	25	318	8	157	22	696	47	1014
04:00		9	82			2	153				
04:15		10	81			7	163				
04:30		21	63			6	162				
04:45		31	75	71	301	3	153	18	631	89	932
05:00		29	78			9	195				
05:15		66	85			11	189				
05:30		73	87			13	188				
05:45		102	89	270	339	25	150	58	722	328	1061
06:00		104	75			32	142				
06:15		109	75			40	162				
06:30		103	51			41	110				
06:45		125	73	441	274	48	95	161	509	602	783
07:00		126	55			58	88				
07:15		94	58			58	88				
07:30		111	43			91	67				
07:45		127	30	458	186	74	47	281	290	739	476
08:00		109	40			63	63				
08:15		123	25			83	55				
08:30		124	33			68	63				
08:45		123	32	479	130	84	30	298	211	777	341
09:00		134	34			69	40				
09:15		132	43			81	43				
09:30		116	31			75	31				
09:45		106	25	488	133	61	38	286	152	774	285
10:00		106	25			66	22				
10:15		94	34			47	23				
10:30		95	30			63	23				
10:45		78	20	373	109	80	13	256	81	629	190
11:00		75	16			80	23				
11:15		71	9			72	18				
11:30		74	14			72	18				
11:45		75	20	295	59	71	20	295	79	590	138
Total		2970	2835			1748	4491			4718	7326
Percent		51.2%	48.8%			28.0%	72.0%			39.2%	60.8%

Accurate Counts 978-664-2565

Location : Binney Street
 Location : West of Fifth Street
 City/State: Cambridge, MA

LG038C03

Start Time	19-May-15 Tue	WB		Hour Totals		EB		Hour Totals		Combined Totals	
		Morning	Afternoon	Morning	Afternoon	Morning	Afternoon	Morning	Afternoon	Morning	Afternoon
12:00		13	97			24	100				
12:15		15	76			10	83				
12:30		1	73			10	71				
12:45		8	68	37	314	2	85	46	339	83	653
01:00		8	78			7	110				
01:15		9	92			9	106				
01:30		3	93			1	102				
01:45		7	87	27	350	5	97	22	415	49	765
02:00		5	79			8	112				
02:15		7	71			5	115				
02:30		4	67			2	132				
02:45		3	91	19	308	7	123	22	482	41	790
03:00		4	76			5	190				
03:15		2	69			1	185				
03:30		8	80			5	166				
03:45		4	76	18	301	4	161	15	702	33	1003
04:00		5	73			4	154				
04:15		12	55			5	139				
04:30		18	72			4	190				
04:45		29	83	64	283	6	164	19	647	83	930
05:00		36	64			3	157				
05:15		72	89			6	218				
05:30		62	78			21	186				
05:45		91	87	261	318	20	173	50	734	311	1052
06:00		119	58			37	178				
06:15		113	86			26	153				
06:30		137	56			43	102				
06:45		108	78	477	278	41	115	147	548	624	826
07:00		125	60			60	103				
07:15		108	51			74	76				
07:30		129	49			82	66				
07:45		116	44	478	204	58	78	274	323	752	527
08:00		114	52			62	76				
08:15		141	49			83	51				
08:30		131	42			70	47				
08:45		141	28	527	171	77	55	292	229	819	400
09:00		103	30			89	47				
09:15		121	38			70	35				
09:30		116	33			64	44				
09:45		106	21	446	122	80	37	303	163	749	285
10:00		96	18			70	35				
10:15		89	27			64	29				
10:30		91	30			63	37				
10:45		97	32	373	107	67	18	264	119	637	226
11:00		65	16			78	31				
11:15		87	25			73	20				
11:30		93	14			75	10				
11:45		96	11	341	66	86	21	312	82	653	148
Total		3068	2822			1766	4783			4834	7605
Percent		52.1%	47.9%			27.0%	73.0%			38.9%	61.1%

Accurate Counts 978-664-2565

Location : Binney Street
 Location : West of Fifth Street
 City/State: Cambridge, MA

LG038C03

Start Time	20-May-15 Wed	WB		Hour Totals		EB		Hour Totals		Combined Totals	
		Morning	Afternoon	Morning	Afternoon	Morning	Afternoon	Morning	Afternoon	Morning	Afternoon
12:00		18	94			16	92				
12:15		10	90			18	81				
12:30		9	76			12	71				
12:45		16	80	53	340	12	86	58	330	111	670
01:00		4	78			10	77				
01:15		10	87			8	95				
01:30		6	82			6	104				
01:45		5	81	25	328	5	91	29	367	54	695
02:00		4	71			16	121				
02:15		8	77			8	125				
02:30		6	78			3	140				
02:45		2	70	20	296	5	128	32	514	52	810
03:00		5	63			2	168				
03:15		1	85			0	170				
03:30		5	81			7	165				
03:45		8	71	19	300	6	179	15	682	34	982
04:00		9	73			3	158				
04:15		6	98			2	193				
04:30		15	84			2	198				
04:45		30	105	60	360	16	170	23	719	83	1079
05:00		36	101			4	184				
05:15		79	98			14	186				
05:30		66	79			17	200				
05:45		104	102	285	380	19	190	54	760	339	1140
06:00		112	73			36	174				
06:15		109	72			37	181				
06:30		109	87			38	128				
06:45		129	72	459	304	51	104	162	587	621	891
07:00		102	61			58	95				
07:15		124	54			63	83				
07:30		118	42			58	81				
07:45		129	36	473	193	64	68	243	327	716	520
08:00		126	39			71	62				
08:15		131	42			84	65				
08:30		121	45			86	63				
08:45		113	56	491	182	89	52	330	242	821	424
09:00		108	48			60	48				
09:15		106	57			72	37				
09:30		110	38			70	43				
09:45		114	33	438	176	66	39	268	167	706	343
10:00		111	32			64	39				
10:15		103	29			63	48				
10:30		105	34			69	36				
10:45		98	40	417	135	61	25	257	148	674	283
11:00		85	22			68	28				
11:15		91	19			75	15				
11:30		85	9			84	15				
11:45		71	8	332	58	96	18	323	76	655	134
Total		3072	3052			1794	4919			4866	7971
Percent		50.2%	49.8%			26.7%	73.3%			37.9%	62.1%
Grand Total		17330	19277			10696	28283			28026	47560
Percent		47.3%	52.7%			27.4%	72.6%			37.1%	62.9%

ADT ADT 11,007 AADT 11,007

Accurate Counts

978-664-2565

Location : Binney Street
 Location : West of Fifth Street
 City/State: Cambridge, MA

LG038C03

Start Time	11-May-15		Tue		Wed		Thu		Fri		Sat		Sun		Week Average	
	WB	EB	WB	EB	WB	EB	WB	EB	WB	EB	WB	EB	WB	EB	WB	EB
12:00 AM	*	*	*	*	*	*	42	58	54	62	50	51	57	70	51	60
01:00	*	*	*	*	*	*	33	29	54	46	39	49	39	57	41	45
02:00	*	*	*	*	*	*	23	29	32	38	37	45	34	50	32	40
03:00	*	*	*	*	*	*	22	13	29	15	25	14	28	28	26	18
04:00	*	*	*	*	*	*	109	34	75	25	23	12	25	18	58	22
05:00	*	*	*	*	*	*	276	67	255	67	105	31	37	13	168	44
06:00	*	*	*	*	*	*	523	144	467	164	119	66	55	33	291	102
07:00	*	*	*	*	*	*	403	257	434	243	128	96	52	54	254	162
08:00	*	*	*	*	*	*	430	266	536	279	127	98	102	72	299	179
09:00	*	*	*	*	*	*	440	276	445	284	160	128	134	106	295	198
10:00	*	*	*	*	*	*	388	299	368	277	183	179	147	138	272	223
11:00	*	*	*	*	*	*	405	334	311	290	189	224	171	160	269	252
12:00 PM	*	*	*	*	*	*	365	337	341	346	200	211	218	192	281	272
01:00	*	*	*	*	*	*	351	392	391	427	229	245	202	275	293	335
02:00	*	*	*	*	*	*	346	515	335	537	209	249	208	251	274	388
03:00	*	*	*	*	*	*	325	689	295	708	234	256	200	242	264	474
04:00	*	*	*	*	*	*	264	748	342	640	273	215	277	248	289	463
05:00	*	*	*	*	*	*	188	881	301	588	218	183	198	163	226	454
06:00	*	*	*	*	*	*	208	693	353	402	261	200	229	169	263	366
07:00	*	*	*	*	*	*	218	338	242	264	233	191	205	166	224	240
08:00	*	*	*	*	*	*	146	215	167	201	162	148	144	132	155	174
09:00	*	*	*	*	*	*	134	199	192	160	176	131	129	102	158	148
10:00	*	*	*	*	*	*	174	133	119	138	129	153	101	86	131	128
11:00	*	*	*	*	*	*	78	97	109	101	95	84	54	49	84	83
Lane	0	0	0	0	0	0	5891	7043	6247	6302	3604	3259	3046	2874	4698	4870
Day	0		0		0		12934		12549		6863		5920		9568	
AM Peak	-	-	-	-	-	-	06:00	11:00	08:00	11:00	11:00	11:00	11:00	11:00	08:00	11:00
Vol.	-	-	-	-	-	-	523	334	536	290	189	224	171	160	299	252
PM Peak	-	-	-	-	-	-	12:00	17:00	13:00	15:00	16:00	15:00	16:00	13:00	13:00	15:00
Vol.	-	-	-	-	-	-	365	881	391	708	273	256	277	275	293	474

Accurate Counts

978-664-2565

Location : Binney Street
 Location : West of Fifth Street
 City/State: Cambridge, MA

LG038C03

Start Time	18-May-15		Tue		Wed		Thu		Fri		Sat		Sun		Week Average	
	WB	EB	WB	EB	WB	EB	WB	EB	WB	EB	WB	EB	WB	EB	WB	EB
12:00 AM	28	34	37	46	53	58	*	*	*	*	*	*	*	*	39	46
01:00	20	23	27	22	25	29	*	*	*	*	*	*	*	*	24	25
02:00	22	16	19	22	20	32	*	*	*	*	*	*	*	*	20	23
03:00	25	22	18	15	19	15	*	*	*	*	*	*	*	*	21	17
04:00	71	18	64	19	60	23	*	*	*	*	*	*	*	*	65	20
05:00	270	58	261	50	285	54	*	*	*	*	*	*	*	*	272	54
06:00	441	161	477	147	459	162	*	*	*	*	*	*	*	*	459	157
07:00	458	281	478	274	473	243	*	*	*	*	*	*	*	*	470	266
08:00	479	298	527	292	491	330	*	*	*	*	*	*	*	*	499	307
09:00	488	286	446	303	438	268	*	*	*	*	*	*	*	*	457	286
10:00	373	256	373	264	417	257	*	*	*	*	*	*	*	*	388	259
11:00	295	295	341	312	332	323	*	*	*	*	*	*	*	*	323	310
12:00 PM	336	290	314	339	340	330	*	*	*	*	*	*	*	*	330	320
01:00	328	366	350	415	328	367	*	*	*	*	*	*	*	*	335	383
02:00	322	464	308	482	296	514	*	*	*	*	*	*	*	*	309	487
03:00	318	696	301	702	300	682	*	*	*	*	*	*	*	*	306	693
04:00	301	631	283	647	360	719	*	*	*	*	*	*	*	*	315	666
05:00	339	722	318	734	380	760	*	*	*	*	*	*	*	*	346	739
06:00	274	509	278	548	304	587	*	*	*	*	*	*	*	*	285	548
07:00	186	290	204	323	193	327	*	*	*	*	*	*	*	*	194	313
08:00	130	211	171	229	182	242	*	*	*	*	*	*	*	*	161	227
09:00	133	152	122	163	176	167	*	*	*	*	*	*	*	*	144	161
10:00	109	81	107	119	135	148	*	*	*	*	*	*	*	*	117	116
11:00	59	79	66	82	58	76	*	*	*	*	*	*	*	*	61	79
Lane	5805	6239	5890	6549	6124	6713	0	0	0	0	0	0	0	0	5940	6502
Day	12044		12439		12837		0		0		0		0		12442	
AM Peak	09:00	08:00	08:00	11:00	08:00	08:00	-	-	-	-	-	-	-	-	08:00	11:00
Vol.	488	298	527	312	491	330	-	-	-	-	-	-	-	-	499	310
PM Peak	17:00	17:00	13:00	17:00	17:00	17:00	-	-	-	-	-	-	-	-	17:00	17:00
Vol.	339	722	350	734	380	760	-	-	-	-	-	-	-	-	346	739

Comb. Total	12044	12439	12837	12934	12549	6863	5920	22010
ADT	ADT 11,007	AADT 11,007						

Accurate Counts 978-664-2565

Location : Third Street
 Location : North of Binney Street
 City/State: Cambridge, MA

LG038C04

Start Time	14-May-15 Thu	SB		Hour Totals		NB		Hour Totals		Combined Totals	
		Morning	Afternoon	Morning	Afternoon	Morning	Afternoon	Morning	Afternoon	Morning	Afternoon
12:00		16	63			5	50				
12:15		6	72			1	55				
12:30		10	72			4	47				
12:45		10	65	42	272	4	46	14	198	56	470
01:00		5	44			5	54				
01:15		4	52			3	72				
01:30		6	80			3	46				
01:45		15	73	30	249	4	64	15	236	45	485
02:00		6	77			0	55				
02:15		1	98			3	45				
02:30		4	97			3	62				
02:45		3	89	14	361	2	64	8	226	22	587
03:00		1	113			1	46				
03:15		2	113			1	48				
03:30		10	113			6	52				
03:45		6	112	19	451	2	47	10	193	29	644
04:00		6	132			2	55				
04:15		3	108			1	75				
04:30		5	124			5	60				
04:45		6	124	20	488	5	64	13	254	33	742
05:00		18	117			11	67				
05:15		11	155			12	80				
05:30		38	116			19	57				
05:45		36	129	103	517	28	82	70	286	173	803
06:00		30	112			38	69				
06:15		45	100			36	72				
06:30		42	90			33	79				
06:45		57	86	174	388	47	65	154	285	328	673
07:00		50	68			53	55				
07:15		57	58			64	29				
07:30		77	78			41	32				
07:45		74	51	258	255	74	35	232	151	490	406
08:00		84	54			68	27				
08:15		74	37			56	31				
08:30		71	40			72	29				
08:45		81	41	310	172	70	23	266	110	576	282
09:00		65	32			71	28				
09:15		91	35			62	31				
09:30		67	45			60	20				
09:45		58	37	281	149	76	23	269	102	550	251
10:00		86	31			63	23				
10:15		42	24			60	19				
10:30		77	25			57	20				
10:45		70	22	275	102	46	23	226	85	501	187
11:00		73	23			51	21				
11:15		63	14			55	16				
11:30		48	21			63	19				
11:45		75	12	259	70	48	3	217	59	476	129
Total		1785	3474			1494	2185			3279	5659
Percent		33.9%	66.1%			40.6%	59.4%			36.7%	63.3%

Accurate Counts

978-664-2565

Location : Third Street
 Location : North of Binney Street
 City/State: Cambridge, MA

LG038C04

Start Time	15-May-15 Fri	SB		Hour Totals		NB		Hour Totals		Combined Totals	
		Morning	Afternoon	Morning	Afternoon	Morning	Afternoon	Morning	Afternoon	Morning	Afternoon
12:00		16	71			17	43				
12:15		9	76			13	40				
12:30		12	45			9	41				
12:45		4	68	41	260	4	40	43	164	84	424
01:00		9	64			4	58				
01:15		11	82			7	51				
01:30		9	80			8	44				
01:45		7	80	36	306	3	54	22	207	58	513
02:00		2	89			7	54				
02:15		5	81			6	45				
02:30		3	94			2	49				
02:45		7	92	17	356	5	56	20	204	37	560
03:00		4	97			2	50				
03:15		5	116			5	62				
03:30		10	128			1	63				
03:45		6	110	25	451	3	67	11	242	36	693
04:00		5	131			3	82				
04:15		3	108			2	82				
04:30		9	119			2	68				
04:45		9	133	26	491	2	58	9	290	35	781
05:00		5	108			8	58				
05:15		16	86			7	75				
05:30		29	99			19	47				
05:45		29	104	79	397	19	60	53	240	132	637
06:00		27	73			34	42				
06:15		37	71			25	50				
06:30		31	80			23	46				
06:45		56	68	151	292	38	51	120	189	271	481
07:00		65	74			35	52				
07:15		68	91			47	60				
07:30		61	61			51	50				
07:45		86	63	280	289	45	45	178	207	458	496
08:00		84	54			57	32				
08:15		67	51			71	27				
08:30		72	44			68	26				
08:45		78	38	301	187	49	30	245	115	546	302
09:00		72	39			72	20				
09:15		85	30			48	26				
09:30		63	37			54	28				
09:45		75	34	295	140	53	20	227	94	522	234
10:00		74	49			34	32				
10:15		43	27			63	18				
10:30		55	38			50	15				
10:45		64	30	236	144	39	29	186	94	422	238
11:00		59	25			32	30				
11:15		62	17			40	17				
11:30		68	23			44	18				
11:45		64	21	253	86	54	16	170	81	423	167
Total		1740	3399			1284	2127			3024	5526
Percent		33.9%	66.1%			37.6%	62.4%			35.4%	64.6%

Accurate Counts 978-664-2565

Location : Third Street
 Location : North of Binney Street
 City/State: Cambridge, MA

LG038C04

Start Time	16-May-15 Sat	SB		Hour Totals		NB		Hour Totals		Combined Totals	
		Morning	Afternoon	Morning	Afternoon	Morning	Afternoon	Morning	Afternoon	Morning	Afternoon
12:00		19	45			12	29				
12:15		15	39			11	29				
12:30		6	37			16	38				
12:45		9	54	49	175	7	23	46	119	95	294
01:00		20	34			7	29				
01:15		14	43			11	34				
01:30		5	39			10	41				
01:45		9	45	48	161	6	30	34	134	82	295
02:00		11	35			9	23				
02:15		7	45			4	36				
02:30		4	32			6	34				
02:45		8	39	30	151	3	31	22	124	52	275
03:00		4	48			6	43				
03:15		3	38			4	24				
03:30		1	61			3	45				
03:45		6	27	14	174	1	29	14	141	28	315
04:00		2	53			2	32				
04:15		2	46			4	39				
04:30		5	36			5	23				
04:45		3	43	12	178	2	20	13	114	25	292
05:00		7	35			2	35				
05:15		8	47			9	24				
05:30		10	39			6	31				
05:45		20	40	45	161	6	38	23	128	68	289
06:00		8	47			6	25				
06:15		12	53			5	44				
06:30		17	35			4	34				
06:45		16	36	53	171	15	32	30	135	83	306
07:00		23	38			7	35				
07:15		13	50			12	27				
07:30		16	28			11	23				
07:45		30	34	82	150	10	34	40	119	122	269
08:00		24	39			14	30				
08:15		29	35			13	27				
08:30		25	32			26	28				
08:45		37	25	115	131	20	21	73	106	188	237
09:00		32	29			24	30				
09:15		26	32			21	15				
09:30		20	30			17	15				
09:45		25	26	103	117	17	13	79	73	182	190
10:00		32	19			35	14				
10:15		35	34			28	22				
10:30		38	29			26	12				
10:45		42	25	147	107	24	18	113	66	260	173
11:00		44	22			41	20				
11:15		38	12			35	24				
11:30		45	15			25	12				
11:45		46	23	173	72	21	6	122	62	295	134
Total		871	1748			609	1321			1480	3069
Percent		33.3%	66.7%			31.6%	68.4%			32.5%	67.5%

Accurate Counts 978-664-2565

Location : Third Street
 Location : North of Binney Street
 City/State: Cambridge, MA

LG038C04

Start Time	17-May-15 Sun	SB		Hour Totals		NB		Hour Totals		Combined Totals	
		Morning	Afternoon	Morning	Afternoon	Morning	Afternoon	Morning	Afternoon	Morning	Afternoon
12:00		16	32			6	42				
12:15		10	35			8	23				
12:30		12	29			8	28				
12:45		8	40	46	136	8	37	30	130	76	266
01:00		11	51			3	44				
01:15		8	42			2	27				
01:30		15	39			10	47				
01:45		7	31	41	163	2	29	17	147	58	310
02:00		7	46			3	34				
02:15		11	46			3	38				
02:30		4	42			7	28				
02:45		7	54	29	188	4	34	17	134	46	322
03:00		4	48			7	36				
03:15		6	51			3	49				
03:30		1	46			3	27				
03:45		1	40	12	185	2	43	15	155	27	340
04:00		3	45			4	43				
04:15		2	41			5	34				
04:30		2	43			1	24				
04:45		5	35	12	164	3	34	13	135	25	299
05:00		4	50			2	41				
05:15		3	47			3	29				
05:30		7	37			2	32				
05:45		9	36	23	170	5	25	12	127	35	297
06:00		3	35			3	27				
06:15		9	43			2	26				
06:30		11	40			4	32				
06:45		12	44	35	162	7	27	16	112	51	274
07:00		8	32			4	27				
07:15		11	27			8	21				
07:30		15	31			6	18				
07:45		16	35	50	125	16	22	34	88	84	213
08:00		16	23			13	14				
08:15		25	26			10	15				
08:30		17	19			11	27				
08:45		25	29	83	97	17	21	51	77	134	174
09:00		19	25			13	28				
09:15		20	19			17	13				
09:30		29	18			15	20				
09:45		36	13	104	75	18	15	63	76	167	151
10:00		31	20			19	15				
10:15		24	27			26	15				
10:30		33	12			28	12				
10:45		45	17	133	76	26	11	99	53	232	129
11:00		39	12			33	10				
11:15		37	12			30	10				
11:30		47	10			28	10				
11:45		40	9	163	43	28	8	119	38	282	81
Total		731	1584			486	1272			1217	2856
Percent		31.6%	68.4%			27.6%	72.4%			29.9%	70.1%

Accurate Counts 978-664-2565

Location : Third Street
 Location : North of Binney Street
 City/State: Cambridge, MA

LG038C04

Start Time	18-May-15		SB		Hour Totals		NB		Hour Totals		Combined Totals	
	Mon	Morning	Afternoon	Morning	Afternoon	Morning	Afternoon	Morning	Afternoon	Morning	Afternoon	
12:00		12	45			8	39					
12:15		11	67			9	35					
12:30		8	49			3	46					
12:45		7	70	38	231	4	47	24	167	62	398	
01:00		5	48			4	44					
01:15		8	57			4	47					
01:30		2	52			1	41					
01:45		4	45	19	202	4	50	13	182	32	384	
02:00		7	71			3	40					
02:15		2	61			4	45					
02:30		9	75			2	40					
02:45		1	63	19	270	3	51	12	176	31	446	
03:00		4	93			3	47					
03:15		3	73			1	45					
03:30		2	81			2	38					
03:45		3	90	12	337	3	53	9	183	21	520	
04:00		8	104			3	64					
04:15		3	94			1	57					
04:30		7	135			9	58					
04:45		9	117	27	450	4	61	17	240	44	690	
05:00		8	154			2	34					
05:15		28	124			15	65					
05:30		30	117			15	61					
05:45		29	109	95	504	17	63	49	223	144	727	
06:00		31	77			39	72					
06:15		38	87			27	61					
06:30		37	75			28	58					
06:45		54	63	160	302	35	44	129	235	289	537	
07:00		76	73			48	47					
07:15		43	58			64	40					
07:30		71	60			58	27					
07:45		98	48	288	239	54	30	224	144	512	383	
08:00		82	59			60	25					
08:15		86	37			50	45					
08:30		72	31			71	26					
08:45		95	38	335	165	44	19	225	115	560	280	
09:00		76	38			67	20					
09:15		79	24			52	21					
09:30		82	27			60	39					
09:45		58	26	295	115	66	26	245	106	540	221	
10:00		70	21			52	30					
10:15		67	18			55	13					
10:30		49	23			42	16					
10:45		63	24	249	86	37	10	186	69	435	155	
11:00		49	13			35	6					
11:15		66	9			35	14					
11:30		55	12			45	9					
11:45		60	13	230	47	45	6	160	35	390	82	
Total		1767	2948			1293	1875			3060	4823	
Percent		37.5%	62.5%			40.8%	59.2%			38.8%	61.2%	

Accurate Counts 978-664-2565

Location : Third Street
 Location : North of Binney Street
 City/State: Cambridge, MA

LG038C04

Start Time	19-May-15 Tue	SB		Hour Totals		NB		Hour Totals		Combined Totals	
		Morning	Afternoon	Morning	Afternoon	Morning	Afternoon	Morning	Afternoon	Morning	Afternoon
12:00		10	67			4	65				
12:15		4	56			3	43				
12:30		9	70			4	29				
12:45		6	69	29	262	9	57	20	194	49	456
01:00		10	72			5	64				
01:15		5	59			6	49				
01:30		0	93			6	57				
01:45		1	78	16	302	3	48	20	218	36	520
02:00		2	63			6	70				
02:15		1	84			1	53				
02:30		4	79			3	47				
02:45		1	95	8	321	3	51	13	221	21	542
03:00		0	107			1	58				
03:15		4	86			1	58				
03:30		4	106			1	54				
03:45		4	110	12	409	1	71	4	241	16	650
04:00		3	112			7	62				
04:15		0	107			0	65				
04:30		5	99			3	82				
04:45		4	113	12	431	3	64	13	273	25	704
05:00		9	119			7	86				
05:15		18	142			8	75				
05:30		29	117			22	76				
05:45		35	103	91	481	19	66	56	303	147	784
06:00		34	105			28	65				
06:15		45	102			41	62				
06:30		37	89			32	43				
06:45		51	66	167	362	31	49	132	219	299	581
07:00		76	72			56	57				
07:15		74	60			55	40				
07:30		81	60			54	36				
07:45		69	47	300	239	78	38	243	171	543	410
08:00		81	53			58	29				
08:15		97	55			59	41				
08:30		69	44			82	33				
08:45		73	55	320	207	81	22	280	125	600	332
09:00		81	42			64	25				
09:15		72	29			77	25				
09:30		66	35			51	23				
09:45		85	35	304	141	52	20	244	93	548	234
10:00		80	33			67	24				
10:15		73	20			46	16				
10:30		70	25			60	17				
10:45		61	17	284	95	44	24	217	81	501	176
11:00		52	21			69	19				
11:15		72	12			58	11				
11:30		81	10			40	6				
11:45		65	12	270	55	56	13	223	49	493	104
Total		1813	3305			1465	2188			3278	5493
Percent		35.4%	64.6%			40.1%	59.9%			37.4%	62.6%

Accurate Counts 978-664-2565

Location : Third Street
 Location : North of Binney Street
 City/State: Cambridge, MA

LG038C04

Start Time	20-May-15 Wed	SB		Hour Totals		NB		Hour Totals		Combined Totals	
		Morning	Afternoon	Morning	Afternoon	Morning	Afternoon	Morning	Afternoon	Morning	Afternoon
12:00		5	68			9	44				
12:15		15	61			11	50				
12:30		4	68			7	35				
12:45		6	65	30	262	7	60	34	189	64	451
01:00		3	53			5	54				
01:15		6	63			2	49				
01:30		1	71			4	48				
01:45		9	71	19	258	6	50	17	201	36	459
02:00		5	75			1	57				
02:15		1	79			1	38				
02:30		5	76			1	48				
02:45		2	113	13	343	4	65	7	208	20	551
03:00		4	88			3	58				
03:15		0	86			4	70				
03:30		3	94			3	78				
03:45		2	89	9	357	3	61	13	267	22	624
04:00		8	104			3	58				
04:15		2	111			0	71				
04:30		7	105			10	67				
04:45		6	127	23	447	6	57	19	253	42	700
05:00		11	94			6	94				
05:15		17	132			15	72				
05:30		31	115			15	72				
05:45		22	90	81	431	17	68	53	306	134	737
06:00		39	123			39	75				
06:15		47	90			25	61				
06:30		36	75			32	75				
06:45		46	82	168	370	52	48	148	259	316	629
07:00		66	68			55	63				
07:15		65	47			46	51				
07:30		83	70			55	40				
07:45		94	69	308	254	52	30	208	184	516	438
08:00		79	47			64	23				
08:15		76	48			75	41				
08:30		72	47			68	34				
08:45		94	40	321	182	53	32	260	130	581	312
09:00		86	40			69	21				
09:15		87	48			63	20				
09:30		83	35			55	23				
09:45		72	33	328	156	67	21	254	85	582	241
10:00		70	19			51	27				
10:15		74	20			45	17				
10:30		64	36			60	19				
10:45		83	16	291	91	49	16	205	79	496	170
11:00		53	19			49	20				
11:15		63	17			64	15				
11:30		61	17			45	8				
11:45		82	9	259	62	52	7	210	50	469	112
Total		1850	3213			1428	2211			3278	5424
Percent		36.5%	63.5%			39.2%	60.8%			37.7%	62.3%
Grand Total		10557	19671			8059	13179			18616	32850
Percent		34.9%	65.1%			37.9%	62.1%			36.2%	63.8%
ADT		ADT 7,503		AADT 7,503							

Accurate Counts

978-664-2565

Location : Third Street
 Location : North of Binney Street
 City/State: Cambridge, MA

LG038C04

Start Time	11-May-15		Tue		Wed		Thu		Fri		Sat		Sun		Week Average	
	SB	NB	SB	NB	SB	NB	SB	NB	SB	NB	SB	NB	SB	NB	SB	NB
12:00 AM	*	*	*	*	*	*	42	14	41	43	49	46	46	30	44	33
01:00	*	*	*	*	*	*	30	15	36	22	48	34	41	17	39	22
02:00	*	*	*	*	*	*	14	8	17	20	30	22	29	17	22	17
03:00	*	*	*	*	*	*	19	10	25	11	14	14	12	15	18	12
04:00	*	*	*	*	*	*	20	13	26	9	12	13	12	13	18	12
05:00	*	*	*	*	*	*	103	70	79	53	45	23	23	12	62	40
06:00	*	*	*	*	*	*	174	154	151	120	53	30	35	16	103	80
07:00	*	*	*	*	*	*	258	232	280	178	82	40	50	34	168	121
08:00	*	*	*	*	*	*	310	266	301	245	115	73	83	51	202	159
09:00	*	*	*	*	*	*	281	269	295	227	103	79	104	63	196	160
10:00	*	*	*	*	*	*	275	226	236	186	147	113	133	99	198	156
11:00	*	*	*	*	*	*	259	217	253	170	173	122	163	119	212	157
12:00 PM	*	*	*	*	*	*	272	198	260	164	175	119	136	130	211	153
01:00	*	*	*	*	*	*	249	236	306	207	161	134	163	147	220	181
02:00	*	*	*	*	*	*	361	226	356	204	151	124	188	134	264	172
03:00	*	*	*	*	*	*	451	193	451	242	174	141	185	155	315	183
04:00	*	*	*	*	*	*	488	254	491	290	178	114	164	135	330	198
05:00	*	*	*	*	*	*	517	286	397	240	161	128	170	127	311	195
06:00	*	*	*	*	*	*	388	285	292	189	171	135	162	112	253	180
07:00	*	*	*	*	*	*	255	151	289	207	150	119	125	88	205	141
08:00	*	*	*	*	*	*	172	110	187	115	131	106	97	77	147	102
09:00	*	*	*	*	*	*	149	102	140	94	117	73	75	76	120	86
10:00	*	*	*	*	*	*	102	85	144	94	107	66	76	53	107	74
11:00	*	*	*	*	*	*	70	59	86	81	72	62	43	38	68	60
Lane	0	0	0	0	0	0	5259	3679	5139	3411	2619	1930	2315	1758	3833	2694
Day	0		0		0		8938		8550		4549		4073		6527	
AM Peak	-	-	-	-	-	-	08:00	09:00	08:00	08:00	11:00	11:00	11:00	11:00	11:00	09:00
Vol.	-	-	-	-	-	-	310	269	301	245	173	122	163	119	212	160
PM Peak	-	-	-	-	-	-	17:00	17:00	16:00	16:00	16:00	15:00	14:00	15:00	16:00	16:00
Vol.	-	-	-	-	-	-	517	286	491	290	178	141	188	155	330	198

Accurate Counts

978-664-2565

Location : Third Street
 Location : North of Binney Street
 City/State: Cambridge, MA

LG038C04

Start Time	18-May-15		Tue		Wed		Thu		Fri		Sat		Sun		Week Average	
	SB	NB	SB	NB	SB	NB	SB	NB	SB	NB	SB	NB	SB	NB	SB	NB
12:00 AM	38	24	29	20	30	34	*	*	*	*	*	*	*	*	32	26
01:00	19	13	16	20	19	17	*	*	*	*	*	*	*	*	18	17
02:00	19	12	8	13	13	7	*	*	*	*	*	*	*	*	13	11
03:00	12	9	12	4	9	13	*	*	*	*	*	*	*	*	11	9
04:00	27	17	12	13	23	19	*	*	*	*	*	*	*	*	21	16
05:00	95	49	91	56	81	53	*	*	*	*	*	*	*	*	89	53
06:00	160	129	167	132	168	148	*	*	*	*	*	*	*	*	165	136
07:00	288	224	300	243	308	208	*	*	*	*	*	*	*	*	299	225
08:00	335	225	320	280	321	260	*	*	*	*	*	*	*	*	325	255
09:00	295	245	304	244	328	254	*	*	*	*	*	*	*	*	309	248
10:00	249	186	284	217	291	205	*	*	*	*	*	*	*	*	275	203
11:00	230	160	270	223	259	210	*	*	*	*	*	*	*	*	253	198
12:00 PM	231	167	262	194	262	189	*	*	*	*	*	*	*	*	252	183
01:00	202	182	302	218	258	201	*	*	*	*	*	*	*	*	254	200
02:00	270	176	321	221	343	208	*	*	*	*	*	*	*	*	311	202
03:00	337	183	409	241	357	267	*	*	*	*	*	*	*	*	368	230
04:00	450	240	431	273	447	253	*	*	*	*	*	*	*	*	443	255
05:00	504	223	481	303	431	306	*	*	*	*	*	*	*	*	472	277
06:00	302	235	362	219	370	259	*	*	*	*	*	*	*	*	345	238
07:00	239	144	239	171	254	184	*	*	*	*	*	*	*	*	244	166
08:00	165	115	207	125	182	130	*	*	*	*	*	*	*	*	185	123
09:00	115	106	141	93	156	85	*	*	*	*	*	*	*	*	137	95
10:00	86	69	95	81	91	79	*	*	*	*	*	*	*	*	91	76
11:00	47	35	55	49	62	50	*	*	*	*	*	*	*	*	55	45
Lane Day	4715	3168	5118	3653	5063	3639	0	0	0	0	0	0	0	0	4967	3487
AM Peak	08:00	09:00	08:00	08:00	09:00	08:00	-	-	-	-	-	-	-	-	08:00	08:00
Vol.	335	245	320	280	328	260	-	-	-	-	-	-	-	-	325	255
PM Peak	17:00	16:00	17:00	17:00	16:00	17:00	-	-	-	-	-	-	-	-	17:00	17:00
Vol.	504	240	481	303	447	306	-	-	-	-	-	-	-	-	472	277

Comb. Total	7883	8771	8702	8938	8550	4549	4073	14981
ADT	ADT 7,503	AADT 7,503						

Accurate Counts 978-664-2565

Location : Vassar Street
 Location : South of Main Street
 City/State: Cambridge, MA

LG038C05

Start Time	14-May-15 Thu	NB		Hour Totals		SB		Hour Totals		Combined Totals	
		Morning	Afternoon	Morning	Afternoon	Morning	Afternoon	Morning	Afternoon	Morning	Afternoon
12:00		27	77			11	75				
12:15		13	90			15	81				
12:30		21	104			13	75				
12:45		7	65	68	336	7	93	46	324	114	660
01:00		7	94			5	64				
01:15		13	87			8	76				
01:30		9	94			6	78				
01:45		11	82	40	357	3	84	22	302	62	659
02:00		16	87			8	87				
02:15		4	98			6	96				
02:30		4	101			4	77				
02:45		6	96	30	382	3	67	21	327	51	709
03:00		5	103			4	106				
03:15		8	91			4	111				
03:30		4	110			4	107				
03:45		9	105	26	409	5	94	17	418	43	827
04:00		3	105			12	116				
04:15		2	130			9	89				
04:30		11	127			10	127				
04:45		13	99	29	461	16	121	47	453	76	914
05:00		19	123			11	97				
05:15		23	120			30	101				
05:30		30	147			49	113				
05:45		67	132	139	522	55	116	145	427	284	949
06:00		71	136			60	96				
06:15		70	135			61	103				
06:30		79	127			73	98				
06:45		86	114	306	512	80	78	274	375	580	887
07:00		119	83			107	92				
07:15		116	67			88	68				
07:30		109	68			115	62				
07:45		132	78	476	296	103	60	413	282	889	578
08:00		120	57			105	65				
08:15		127	50			121	30				
08:30		130	56			82	41				
08:45		115	50	492	213	115	39	423	175	915	388
09:00		116	59			123	43				
09:15		125	49			96	35				
09:30		134	54			98	36				
09:45		104	54	479	216	111	41	428	155	907	371
10:00		108	48			91	35				
10:15		103	38			71	60				
10:30		86	34			79	49				
10:45		94	34	391	154	85	36	326	180	717	334
11:00		100	35			77	23				
11:15		94	36			73	18				
11:30		99	30			81	28				
11:45		91	24	384	125	81	19	312	88	696	213
Total		2860	3983			2474	3506			5334	7489
Percent		41.8%	58.2%			41.4%	58.6%			41.6%	58.4%

Accurate Counts 978-664-2565

Location : Vassar Street
 Location : South of Main Street
 City/State: Cambridge, MA

LG038C05

Start Time	15-May-15 Fri	NB		Hour Totals		SB		Hour Totals		Combined Totals	
		Morning	Afternoon	Morning	Afternoon	Morning	Afternoon	Morning	Afternoon	Morning	Afternoon
12:00		50	77			10	56				
12:15		20	63			15	54				
12:30		16	67			5	79				
12:45		14	58	100	265	13	69	43	258	143	523
01:00		13	84			7	72				
01:15		14	79			3	76				
01:30		17	93			5	86				
01:45		14	73	58	329	13	87	28	321	86	650
02:00		33	79			5	97				
02:15		10	69			9	83				
02:30		8	70			4	92				
02:45		8	70	59	288	7	89	25	361	84	649
03:00		5	104			4	89				
03:15		12	74			8	103				
03:30		8	73			2	107				
03:45		2	81	27	332	5	79	19	378	46	710
04:00		4	94			6	92				
04:15		2	75			8	119				
04:30		8	94			6	97				
04:45		19	89	33	352	11	88	31	396	64	748
05:00		13	70			16	100				
05:15		21	92			31	73				
05:30		42	72			42	76				
05:45		56	67	132	301	56	69	145	318	277	619
06:00		55	76			63	75				
06:15		72	72			68	52				
06:30		69	65			81	63				
06:45		81	79	277	292	74	66	286	256	563	548
07:00		127	61			69	58				
07:15		86	48			84	76				
07:30		98	45			93	54				
07:45		111	54	422	208	88	50	334	238	756	446
08:00		127	33			63	42				
08:15		126	30			78	29				
08:30		132	40			73	29				
08:45		117	36	502	139	93	37	307	137	809	276
09:00		107	39			78	44				
09:15		106	40			100	41				
09:30		115	41			84	40				
09:45		101	43	429	163	84	20	346	145	775	308
10:00		106	43			61	27				
10:15		100	29			68	44				
10:30		85	33			69	41				
10:45		94	37	385	142	69	14	267	126	652	268
11:00		81	34			74	19				
11:15		81	24			71	34				
11:30		79	30			58	29				
11:45		71	26	312	114	69	22	272	104	584	218
Total		2736	2925			2103	3038			4839	5963
Percent		48.3%	51.7%			40.9%	59.1%			44.8%	55.2%

Accurate Counts 978-664-2565

Location : Vassar Street
 Location : South of Main Street
 City/State: Cambridge, MA

LG038C05

Start Time	16-May-15 Sat	NB		Hour Totals		SB		Hour Totals		Combined Totals	
		Morning	Afternoon	Morning	Afternoon	Morning	Afternoon	Morning	Afternoon	Morning	Afternoon
12:00		37	48			16	44				
12:15		21	55			13	42				
12:30		22	50			9	37				
12:45		11	38	91	191	17	52	55	175	146	366
01:00		12	49			13	48				
01:15		16	41			15	45				
01:30		12	49			12	42				
01:45		10	43	50	182	5	36	45	171	95	353
02:00		30	50			10	60				
02:15		8	68			11	52				
02:30		9	57			2	50				
02:45		10	32	57	207	9	57	32	219	89	426
03:00		8	58			4	49				
03:15		3	48			4	38				
03:30		6	41			7	44				
03:45		5	44	22	191	6	27	21	158	43	349
04:00		4	41			2	28				
04:15		5	50			1	45				
04:30		5	41			5	43				
04:45		3	37	17	169	7	50	15	166	32	335
05:00		5	53			2	34				
05:15		13	47			13	37				
05:30		18	50			15	34				
05:45		22	55	58	205	16	42	46	147	104	352
06:00		27	47			24	42				
06:15		15	42			17	35				
06:30		14	25			22	44				
06:45		29	46	85	160	27	34	90	155	175	315
07:00		33	51			23	28				
07:15		21	50			17	31				
07:30		25	30			24	33				
07:45		30	29	109	160	28	21	92	113	201	273
08:00		18	35			26	24				
08:15		15	33			25	32				
08:30		44	40			21	27				
08:45		20	36	97	144	22	18	94	101	191	245
09:00		25	39			28	28				
09:15		45	36			31	35				
09:30		36	42			43	24				
09:45		42	26	148	143	36	23	138	110	286	253
10:00		38	37			43	19				
10:15		54	34			38	33				
10:30		37	38			37	24				
10:45		44	41	173	150	37	31	155	107	328	257
11:00		55	26			35	25				
11:15		38	19			24	24				
11:30		41	28			47	22				
11:45		66	17	200	90	43	25	149	96	349	186
Total		1107	1992			932	1718			2039	3710
Percent		35.7%	64.3%			35.2%	64.8%			35.5%	64.5%

Accurate Counts 978-664-2565

Location : Vassar Street
 Location : South of Main Street
 City/State: Cambridge, MA

LG038C05

Start Time	17-May-15 Sun	NB		Hour Totals		SB		Hour Totals		Combined Totals	
		Morning	Afternoon	Morning	Afternoon	Morning	Afternoon	Morning	Afternoon	Morning	Afternoon
12:00		20	28			14	35				
12:15		17	36			13	35				
12:30		15	33			10	39				
12:45		15	58	67	155	11	59	48	168	115	323
01:00		14	53			19	43				
01:15		12	53			5	44				
01:30		14	53			12	38				
01:45		12	45	52	204	10	47	46	172	98	376
02:00		14	47			16	55				
02:15		10	49			15	46				
02:30		7	43			9	32				
02:45		8	50	39	189	6	52	46	185	85	374
03:00		14	43			5	39				
03:15		7	36			7	41				
03:30		1	47			4	54				
03:45		9	40	31	166	2	54	18	188	49	354
04:00		2	36			0	47				
04:15		6	49			1	52				
04:30		12	67			1	39				
04:45		5	41	25	193	2	58	4	196	29	389
05:00		0	73			2	43				
05:15		2	78			8	34				
05:30		10	45			11	50				
05:45		11	63	23	259	7	43	28	170	51	429
06:00		9	55			8	48				
06:15		3	41			8	35				
06:30		13	51			8	48				
06:45		10	56	35	203	11	33	35	164	70	367
07:00		10	69			7	45				
07:15		8	67			11	36				
07:30		17	41			14	33				
07:45		24	27	59	204	11	30	43	144	102	348
08:00		10	38			15	22				
08:15		12	34			15	16				
08:30		25	43			25	38				
08:45		36	41	83	156	27	21	82	97	165	253
09:00		11	30			24	32				
09:15		28	35			34	34				
09:30		24	29			39	22				
09:45		33	32	96	126	38	18	135	106	231	232
10:00		39	19			27	19				
10:15		43	21			47	20				
10:30		53	25			35	28				
10:45		55	33	190	98	36	18	145	85	335	183
11:00		37	9			33	25				
11:15		33	21			29	13				
11:30		42	13			33	7				
11:45		35	13	147	56	29	11	124	56	271	112
Total		847	2009			754	1731			1601	3740
Percent		29.7%	70.3%			30.3%	69.7%			30.0%	70.0%

Accurate Counts 978-664-2565

Location : Vassar Street
 Location : South of Main Street
 City/State: Cambridge, MA

LG038C05

Start Time	18-May-15 Mon	NB		Hour Totals		SB		Hour Totals		Combined Totals	
		Morning	Afternoon	Morning	Afternoon	Morning	Afternoon	Morning	Afternoon	Morning	Afternoon
12:00		26	86			10	50				
12:15		12	70			7	63				
12:30		8	90			6	61				
12:45		4	77	50	323	10	56	33	230	83	553
01:00		8	63			5	64				
01:15		9	82			4	64				
01:30		6	73			2	55				
01:45		8	98	31	316	1	62	12	245	43	561
02:00		2	71			4	71				
02:15		4	81			4	68				
02:30		7	79			6	81				
02:45		2	85	15	316	2	71	16	291	31	607
03:00		11	91			3	88				
03:15		4	88			5	98				
03:30		6	122			4	87				
03:45		3	114	24	415	7	81	19	354	43	769
04:00		6	113			7	100				
04:15		10	110			4	116				
04:30		7	112			8	88				
04:45		11	96	34	431	14	105	33	409	67	840
05:00		13	134			16	105				
05:15		36	128			24	119				
05:30		33	93			57	114				
05:45		59	104	141	459	59	101	156	439	297	898
06:00		65	103			58	76				
06:15		67	92			56	88				
06:30		83	95			72	74				
06:45		109	76	324	366	67	74	253	312	577	678
07:00		132	76			65	43				
07:15		114	66			68	62				
07:30		123	65			81	40				
07:45		143	56	512	263	86	41	300	186	812	449
08:00		127	47			91	51				
08:15		152	51			86	40				
08:30		120	50			89	40				
08:45		123	42	522	190	94	21	360	152	882	342
09:00		124	43			97	21				
09:15		148	44			85	31				
09:30		100	45			98	31				
09:45		108	34	480	166	88	17	368	100	848	266
10:00		99	28			59	24				
10:15		84	45			84	34				
10:30		92	27			76	30				
10:45		86	27	361	127	51	25	270	113	631	240
11:00		79	25			55	15				
11:15		85	26			62	11				
11:30		80	21			64	13				
11:45		73	17	317	89	64	16	245	55	562	144
Total		2811	3461			2065	2886			4876	6347
Percent		44.8%	55.2%			41.7%	58.3%			43.4%	56.6%

Accurate Counts 978-664-2565

Location : Vassar Street
 Location : South of Main Street
 City/State: Cambridge, MA

LG038C05

Start Time	19-May-15 Tue	NB		Hour Totals		SB		Hour Totals		Combined Totals	
		Morning	Afternoon	Morning	Afternoon	Morning	Afternoon	Morning	Afternoon	Morning	Afternoon
12:00		37	67			11	75				
12:15		11	92			8	64				
12:30		10	74			8	62				
12:45		9	101	67	334	13	56	40	257	107	591
01:00		20	73			11	68				
01:15		7	107			5	41				
01:30		3	96			3	66				
01:45		8	86	38	362	10	62	29	237	67	599
02:00		16	94			3	74				
02:15		2	88			4	77				
02:30		2	84			0	79				
02:45		8	93	28	359	3	76	10	306	38	665
03:00		5	101			6	110				
03:15		3	84			1	98				
03:30		6	127			7	89				
03:45		8	108	22	420	2	92	16	389	38	809
04:00		4	91			3	112				
04:15		4	96			6	90				
04:30		5	118			12	116				
04:45		11	99	24	404	10	105	31	423	55	827
05:00		14	140			18	115				
05:15		23	126			29	126				
05:30		36	107			49	112				
05:45		49	111	122	484	53	83	149	436	271	920
06:00		45	133			71	84				
06:15		76	91			52	89				
06:30		78	101			86	77				
06:45		93	82	292	407	70	72	279	322	571	729
07:00		147	82			80	60				
07:15		129	50			63	46				
07:30		136	68			89	40				
07:45		120	79	532	279	103	47	335	193	867	472
08:00		123	45			93	40				
08:15		135	46			103	47				
08:30		122	37			95	45				
08:45		144	50	524	178	83	36	374	168	898	346
09:00		118	39			105	26				
09:15		105	51			91	44				
09:30		109	42			85	30				
09:45		127	27	459	159	100	30	381	130	840	289
10:00		98	34			75	21				
10:15		101	19			86	38				
10:30		96	40			79	26				
10:45		87	27	382	120	72	47	312	132	694	252
11:00		98	31			69	24				
11:15		84	21			79	11				
11:30		91	19			57	10				
11:45		88	17	361	88	66	13	271	58	632	146
Total		2851	3594			2227	3051			5078	6645
Percent		44.2%	55.8%			42.2%	57.8%			43.3%	56.7%

Accurate Counts

978-664-2565

Location : Vassar Street
 Location : South of Main Street
 City/State: Cambridge, MA

LG038C05

Start Time	20-May-15 Wed	NB		Hour Totals		SB		Hour Totals		Combined Totals	
		Morning	Afternoon	Morning	Afternoon	Morning	Afternoon	Morning	Afternoon	Morning	Afternoon
12:00		35	91			12	69				
12:15		20	87			17	77				
12:30		9	73			6	79				
12:45		11	91	75	342	11	77	46	302	121	644
01:00		11	91			9	60				
01:15		19	73			3	65				
01:30		5	97			6	70				
01:45		6	79	41	340	4	67	22	262	63	602
02:00		19	91			4	97				
02:15		7	84			5	85				
02:30		3	102			6	69				
02:45		5	99	34	376	1	74	16	325	50	701
03:00		4	91			1	84				
03:15		5	117			0	92				
03:30		0	117			3	83				
03:45		6	123	15	448	5	89	9	348	24	796
04:00		6	98			7	115				
04:15		5	105			4	117				
04:30		13	113			6	117				
04:45		18	113	42	429	15	120	32	469	74	898
05:00		18	128			19	98				
05:15		25	121			28	122				
05:30		52	121			53	113				
05:45		47	129	142	499	54	95	154	428	296	927
06:00		62	112			58	87				
06:15		73	109			50	93				
06:30		82	96			83	76				
06:45		89	73	306	390	88	73	279	329	585	719
07:00		157	96			68	65				
07:15		119	83			82	65				
07:30		124	61			96	54				
07:45		118	66	518	306	77	52	323	236	841	542
08:00		140	67			105	40				
08:15		130	55			101	39				
08:30		121	59			105	46				
08:45		147	58	538	239	117	26	428	151	966	390
09:00		124	58			71	36				
09:15		115	44			107	28				
09:30		125	61			89	38				
09:45		123	39	487	202	78	29	345	131	832	333
10:00		111	44			96	27				
10:15		100	46			74	36				
10:30		88	34			70	34				
10:45		110	38	409	162	76	33	316	130	725	292
11:00		106	25			74	16				
11:15		108	18			56	19				
11:30		73	24			82	15				
11:45		108	13	395	80	75	9	287	59	682	139
Total		3002	3813			2257	3170			5259	6983
Percent		44.0%	56.0%			41.6%	58.4%			43.0%	57.0%
Grand Total		16214	21777			12812	19100			29026	40877
Percent		42.7%	57.3%			40.1%	59.9%			41.5%	58.5%

ADT ADT 10,230 AADT 10,230

Accurate Counts 978-664-2565

Location : Vassar Street
 Location : South of Main Street
 City/State: Cambridge, MA

LG038C05

Start Time	11-May-15		Tue		Wed		Thu		Fri		Sat		Sun		Week Average	
	NB	SB	NB	SB	NB	SB	NB	SB	NB	SB	NB	SB	NB	SB	NB	SB
12:00 AM	*	*	*	*	*	*	68	46	100	43	91	55	67	48	82	48
01:00	*	*	*	*	*	*	40	22	58	28	50	45	52	46	50	35
02:00	*	*	*	*	*	*	30	21	59	25	57	32	39	46	46	31
03:00	*	*	*	*	*	*	26	17	27	19	22	21	31	18	26	19
04:00	*	*	*	*	*	*	29	47	33	31	17	15	25	4	26	24
05:00	*	*	*	*	*	*	139	145	132	145	58	46	23	28	88	91
06:00	*	*	*	*	*	*	306	274	277	286	85	90	35	35	176	171
07:00	*	*	*	*	*	*	476	413	422	334	109	92	59	43	266	220
08:00	*	*	*	*	*	*	492	423	502	307	97	94	83	82	294	226
09:00	*	*	*	*	*	*	479	428	429	346	148	138	96	135	288	262
10:00	*	*	*	*	*	*	391	326	385	267	173	155	190	145	285	223
11:00	*	*	*	*	*	*	384	312	312	272	200	149	147	124	261	214
12:00 PM	*	*	*	*	*	*	336	324	265	258	191	175	155	168	237	231
01:00	*	*	*	*	*	*	357	302	329	321	182	171	204	172	268	242
02:00	*	*	*	*	*	*	382	327	288	361	207	219	189	185	266	273
03:00	*	*	*	*	*	*	409	418	332	378	191	158	166	188	274	286
04:00	*	*	*	*	*	*	461	453	352	396	169	166	193	196	294	303
05:00	*	*	*	*	*	*	522	427	301	318	205	147	259	170	322	266
06:00	*	*	*	*	*	*	512	375	292	256	160	155	203	164	292	238
07:00	*	*	*	*	*	*	296	282	208	238	160	113	204	144	217	194
08:00	*	*	*	*	*	*	213	175	139	137	144	101	156	97	163	128
09:00	*	*	*	*	*	*	216	155	163	145	143	110	126	106	162	129
10:00	*	*	*	*	*	*	154	180	142	126	150	107	98	85	136	124
11:00	*	*	*	*	*	*	125	88	114	104	90	96	56	56	96	86
Lane	0	0	0	0	0	0	6843	5980	5661	5141	3099	2650	2856	2485	4615	4064
Day	0		0		0		12823		10802		5749		5341		8679	
AM Peak	-	-	-	-	-	-	08:00	09:00	08:00	09:00	11:00	10:00	10:00	10:00	08:00	09:00
Vol.	-	-	-	-	-	-	492	428	502	346	200	155	190	145	294	262
PM Peak	-	-	-	-	-	-	17:00	16:00	16:00	16:00	14:00	14:00	17:00	16:00	17:00	16:00
Vol.	-	-	-	-	-	-	522	453	352	396	207	219	259	196	322	303

Accurate Counts

978-664-2565

Location : Vassar Street
 Location : South of Main Street
 City/State: Cambridge, MA

LG038C05

Start Time	18-May-15		Tue		Wed		Thu		Fri		Sat		Sun		Week Average	
	NB	SB	NB	SB	NB	SB	NB	SB	NB	SB	NB	SB	NB	SB	NB	SB
12:00 AM	50	33	67	40	75	46	*	*	*	*	*	*	*	*	64	40
01:00	31	12	38	29	41	22	*	*	*	*	*	*	*	*	37	21
02:00	15	16	28	10	34	16	*	*	*	*	*	*	*	*	26	14
03:00	24	19	22	16	15	9	*	*	*	*	*	*	*	*	20	15
04:00	34	33	24	31	42	32	*	*	*	*	*	*	*	*	33	32
05:00	141	156	122	149	142	154	*	*	*	*	*	*	*	*	135	153
06:00	324	253	292	279	306	279	*	*	*	*	*	*	*	*	307	270
07:00	512	300	532	335	518	323	*	*	*	*	*	*	*	*	521	319
08:00	522	360	524	374	538	428	*	*	*	*	*	*	*	*	528	387
09:00	480	368	459	381	487	345	*	*	*	*	*	*	*	*	475	365
10:00	361	270	382	312	409	316	*	*	*	*	*	*	*	*	384	299
11:00	317	245	361	271	395	287	*	*	*	*	*	*	*	*	358	268
12:00 PM	323	230	334	257	342	302	*	*	*	*	*	*	*	*	333	263
01:00	316	245	362	237	340	262	*	*	*	*	*	*	*	*	339	248
02:00	316	291	359	306	376	325	*	*	*	*	*	*	*	*	350	307
03:00	415	354	420	389	448	348	*	*	*	*	*	*	*	*	428	364
04:00	431	409	404	423	429	469	*	*	*	*	*	*	*	*	421	434
05:00	459	439	484	436	499	428	*	*	*	*	*	*	*	*	481	434
06:00	366	312	407	322	390	329	*	*	*	*	*	*	*	*	388	321
07:00	263	186	279	193	306	236	*	*	*	*	*	*	*	*	283	205
08:00	190	152	178	168	239	151	*	*	*	*	*	*	*	*	202	157
09:00	166	100	159	130	202	131	*	*	*	*	*	*	*	*	176	120
10:00	127	113	120	132	162	130	*	*	*	*	*	*	*	*	136	125
11:00	89	55	88	58	80	59	*	*	*	*	*	*	*	*	86	57
Lane	6272	4951	6445	5278	6815	5427	0	0	0	0	0	0	0	0	6511	5218
Day	11223		11723		12242		0		0		0		0		11729	
AM Peak	08:00	09:00	07:00	09:00	08:00	08:00	-	-	-	-	-	-	-	-	08:00	08:00
Vol.	522	368	532	381	538	428	-	-	-	-	-	-	-	-	528	387
PM Peak	17:00	17:00	17:00	17:00	17:00	16:00	-	-	-	-	-	-	-	-	17:00	16:00
Vol.	459	439	484	436	499	469	-	-	-	-	-	-	-	-	481	434

Comb. Total	11223	11723	12242	12823	10802	5749	5341	20408
ADT	ADT 10,230	AADT 10,230						

Accurate Counts 978-664-2565

Location : Main Street
 Location : West of Ames Street
 City/State: Cambridge, MA

LG038CA1

Start Time	15-May-15 Fri	EB		Hour Totals		WB		Hour Totals		Combined Totals	
		Morning	Afternoon	Morning	Afternoon	Morning	Afternoon	Morning	Afternoon	Morning	Afternoon
12:00		*	71			*	40				
12:15		*	68			*	34				
12:30		*	79			*	29				
12:45		*	67	0	285	*	45	0	148	0	433
01:00		*	95			*	27				
01:15		*	74			*	42				
01:30		*	82			*	36				
01:45		*	101	0	352	*	42	0	147	0	499
02:00		*	76			*	45				
02:15		*	88			*	52				
02:30		*	82			*	38				
02:45		*	97	0	343	*	50	0	185	0	528
03:00		*	105			*	45				
03:15		*	77			*	39				
03:30		*	108			*	58				
03:45		*	91	0	381	*	43	0	185	0	566
04:00		*	92			*	51				
04:15		*	87			*	52				
04:30		*	96			*	56				
04:45		*	85	0	360	*	55	0	214	0	574
05:00		*	74			*	60				
05:15		*	77			*	55				
05:30		*	64			*	52				
05:45		*	57	0	272	*	55	0	222	0	494
06:00		35	79			20	45				
06:15		46	81			24	44				
06:30		39	80			23	39				
06:45		66	79	186	319	27	44	94	172	280	491
07:00		64	91			31	33				
07:15		52	70			29	39				
07:30		40	58			36	35				
07:45		88	62	244	281	29	35	125	142	369	423
08:00		104	56			39	24				
08:15		94	49			33	28				
08:30		100	53			38	24				
08:45		82	51	380	209	32	20	142	96	522	305
09:00		86	58			36	18				
09:15		91	57			43	17				
09:30		81	56			27	28				
09:45		69	55	327	226	32	15	138	78	465	304
10:00		75	52			36	23				
10:15		70	50			43	26				
10:30		77	39			51	25				
10:45		79	59	301	200	30	15	160	89	461	289
11:00		70	40			43	14				
11:15		94	40			45	10				
11:30		79	27			50	9				
11:45		93	30	336	137	67	13	205	46	541	183
Total		1774	3365			864	1724			2638	5089
Percent		34.5%	65.5%			33.4%	66.6%			34.1%	65.9%

Accurate Counts

978-664-2565

Location : Main Street
 Location : West of Ames Street
 City/State: Cambridge, MA

LG038CA1

Start Time	16-May-15 Sat	EB		Hour Totals		WB		Hour Totals		Combined Totals	
		Morning	Afternoon	Morning	Afternoon	Morning	Afternoon	Morning	Afternoon	Morning	Afternoon
12:00		41	50			12	26				
12:15		29	44			10	21				
12:30		21	49			11	12				
12:45		18	43	109	186	9	17	42	76	151	262
01:00		29	66			9	21				
01:15		27	43			7	9				
01:30		13	57			5	16				
01:45		17	47	86	213	6	19	27	65	113	278
02:00		34	54			5	21				
02:15		24	61			5	25				
02:30		22	67			6	13				
02:45		16	48	96	230	6	24	22	83	118	313
03:00		8	59			1	19				
03:15		12	57			5	14				
03:30		7	56			4	17				
03:45		6	62	33	234	2	20	12	70	45	304
04:00		2	43			1	19				
04:15		5	47			1	10				
04:30		8	50			3	20				
04:45		4	35	19	175	4	18	9	67	28	242
05:00		9	52			3	13				
05:15		6	55			4	23				
05:30		17	43			3	17				
05:45		13	56	45	206	10	26	20	79	65	285
06:00		22	51			12	21				
06:15		15	57			5	15				
06:30		12	54			11	9				
06:45		18	58	67	220	7	22	35	67	102	287
07:00		23	61			8	17				
07:15		14	57			8	25				
07:30		22	39			6	12				
07:45		26	48	85	205	10	12	32	66	117	271
08:00		25	41			7	17				
08:15		29	48			13	18				
08:30		46	41			10	10				
08:45		37	39	137	169	23	15	53	60	190	229
09:00		32	38			13	14				
09:15		42	47			16	14				
09:30		37	39			14	16				
09:45		44	26	155	150	14	12	57	56	212	206
10:00		52	38			20	19				
10:15		48	46			14	19				
10:30		49	37			21	8				
10:45		34	51	183	172	19	21	74	67	257	239
11:00		40	40			17	7				
11:15		37	41			17	8				
11:30		46	27			16	14				
11:45		53	29	176	137	20	9	70	38	246	175
Total		1191	2297			453	794			1644	3091
Percent		34.1%	65.9%			36.3%	63.7%			34.7%	65.3%

Accurate Counts 978-664-2565

Location : Main Street
 Location : West of Ames Street
 City/State: Cambridge, MA

LG038CA1

Start Time	17-May-15 Sun	EB		Hour Totals		WB		Hour Totals		Combined Totals	
		Morning	Afternoon	Morning	Afternoon	Morning	Afternoon	Morning	Afternoon	Morning	Afternoon
12:00		23	52			7	16				
12:15		19	42			5	18				
12:30		21	50			9	17				
12:45		31	53	94	197	6	21	27	72	121	269
01:00		31	59			6	26				
01:15		16	67			4	28				
01:30		21	52			6	18				
01:45		28	66	96	244	2	13	18	85	114	329
02:00		24	55			4	33				
02:15		18	64			3	18				
02:30		23	49			3	21				
02:45		13	50	78	218	0	23	10	95	88	313
03:00		9	60			5	24				
03:15		12	64			3	23				
03:30		6	54			1	21				
03:45		7	56	34	234	2	21	11	89	45	323
04:00		1	33			3	21				
04:15		2	62			1	14				
04:30		3	56			2	20				
04:45		4	63	10	214	0	29	6	84	16	298
05:00		5	79			0	21				
05:15		5	78			2	23				
05:30		4	48			3	26				
05:45		13	60	27	265	4	19	9	89	36	354
06:00		6	69			5	19				
06:15		7	49			4	19				
06:30		8	45			4	22				
06:45		10	48	31	211	8	21	21	81	52	292
07:00		12	50			6	30				
07:15		6	52			6	16				
07:30		13	47			3	20				
07:45		14	33	45	182	5	17	20	83	65	265
08:00		14	39			5	15				
08:15		22	34			11	10				
08:30		17	39			12	11				
08:45		22	35	75	147	10	19	38	55	113	202
09:00		18	35			9	18				
09:15		45	39			12	12				
09:30		25	29			12	10				
09:45		34	27	122	130	20	9	53	49	175	179
10:00		38	26			24	12				
10:15		46	31			14	12				
10:30		58	37			16	9				
10:45		45	23	187	117	26	11	80	44	267	161
11:00		44	16			20	4				
11:15		46	19			22	7				
11:30		51	15			24	7				
11:45		45	18	186	68	18	4	84	22	270	90
Total		985	2227			377	848			1362	3075
Percent		30.7%	69.3%			30.8%	69.2%			30.7%	69.3%

Accurate Counts 978-664-2565

Location : Main Street
 Location : West of Ames Street
 City/State: Cambridge, MA

LG038CA1

Start Time	18-May-15 Mon	EB		Hour Totals		WB		Hour Totals		Combined Totals	
		Morning	Afternoon	Morning	Afternoon	Morning	Afternoon	Morning	Afternoon	Morning	Afternoon
12:00		19	82			5	41				
12:15		13	58			1	30				
12:30		11	83			5	27				
12:45		12	78	55	301	6	34	17	132	72	433
01:00		18	59			7	48				
01:15		8	70			1	28				
01:30		5	73			1	30				
01:45		6	68	37	270	3	34	12	140	49	410
02:00		4	79			2	30				
02:15		9	80			4	43				
02:30		7	78			3	31				
02:45		2	94	22	331	2	39	11	143	33	474
03:00		7	102			3	27				
03:15		6	85			3	34				
03:30		3	79			4	33				
03:45		6	92	22	358	2	30	12	124	34	482
04:00		4	80			3	36				
04:15		10	82			1	31				
04:30		5	64			4	38				
04:45		9	67	28	293	9	51	17	156	45	449
05:00		10	95			11	58				
05:15		14	89			12	64				
05:30		22	85			24	74				
05:45		27	82	73	351	18	48	65	244	138	595
06:00		31	67			24	61				
06:15		42	85			18	49				
06:30		44	75			19	34				
06:45		53	55	170	282	32	43	93	187	263	469
07:00		70	67			26	29				
07:15		50	60			35	31				
07:30		64	54			43	21				
07:45		78	53	262	234	34	21	138	102	400	336
08:00		87	38			36	15				
08:15		78	49			39	17				
08:30		86	52			37	20				
08:45		86	45	337	184	36	22	148	74	485	258
09:00		88	39			44	21				
09:15		85	43			33	18				
09:30		81	41			37	16				
09:45		87	50	341	173	32	19	146	74	487	247
10:00		73	37			31	26				
10:15		89	44			36	12				
10:30		75	28			29	11				
10:45		70	27	307	136	39	8	135	57	442	193
11:00		62	20			35	11				
11:15		77	28			24	9				
11:30		69	18			41	11				
11:45		69	19	277	85	43	11	143	42	420	127
Total		1931	2998			937	1475			2868	4473
Percent		39.2%	60.8%			38.8%	61.2%			39.1%	60.9%

Accurate Counts 978-664-2565

Location : Main Street
 Location : West of Ames Street
 City/State: Cambridge, MA

LG038CA1

Start Time	19-May-15 Tue	EB		Hour Totals		WB		Hour Totals		Combined Totals	
		Morning	Afternoon	Morning	Afternoon	Morning	Afternoon	Morning	Afternoon	Morning	Afternoon
12:00		28	74			8	42				
12:15		11	95			4	37				
12:30		8	85			7	45				
12:45		10	87	57	341	5	41	24	165	81	506
01:00		17	89			5	38				
01:15		12	74			1	32				
01:30		10	78			4	43				
01:45		10	91	49	332	4	42	14	155	63	487
02:00		8	90			2	43				
02:15		5	76			0	33				
02:30		2	90			2	44				
02:45		9	89	24	345	3	28	7	148	31	493
03:00		5	79			0	42				
03:15		2	81			1	46				
03:30		7	107			1	40				
03:45		7	94	21	361	3	46	5	174	26	535
04:00		5	88			2	45				
04:15		5	70			3	45				
04:30		5	95			2	42				
04:45		11	80	26	333	1	53	8	185	34	518
05:00		7	102			10	67				
05:15		12	95			10	49				
05:30		14	98			24	52				
05:45		33	75	66	370	17	69	61	237	127	607
06:00		38	81			15	64				
06:15		33	84			20	39				
06:30		40	66			24	43				
06:45		64	70	175	301	29	43	88	189	263	490
07:00		82	82			42	33				
07:15		61	44			30	23				
07:30		70	52			33	17				
07:45		90	67	303	245	39	24	144	97	447	342
08:00		86	47			42	15				
08:15		113	50			33	23				
08:30		107	50			39	14				
08:45		100	45	406	192	47	19	161	71	567	263
09:00		91	45			41	20				
09:15		99	51			32	21				
09:30		87	43			40	17				
09:45		91	28	368	167	35	15	148	73	516	240
10:00		72	40			24	16				
10:15		68	41			49	10				
10:30		102	30			38	12				
10:45		88	39	330	150	44	18	155	56	485	206
11:00		89	30			40	14				
11:15		102	28			48	7				
11:30		71	19			44	7				
11:45		107	18	369	95	47	7	179	35	548	130
Total		2194	3232			994	1585			3188	4817
Percent		40.4%	59.6%			38.5%	61.5%			39.8%	60.2%

Accurate Counts 978-664-2565

Location : Main Street
 Location : West of Ames Street
 City/State: Cambridge, MA

LG038CA1

Start Time	20-May-15 Wed	EB		Hour Totals		WB		Hour Totals		Combined Totals	
		Morning	Afternoon	Morning	Afternoon	Morning	Afternoon	Morning	Afternoon	Morning	Afternoon
12:00		34	88			16	43				
12:15		16	83			4	24				
12:30		12	79			5	36				
12:45		11	80	73	330	5	40	30	143	103	473
01:00		12	91			3	37				
01:15		18	83			4	30				
01:30		9	95			2	37				
01:45		12	95	51	364	5	41	14	145	65	509
02:00		8	94			2	33				
02:15		2	84			3	48				
02:30		5	93			1	31				
02:45		6	84	21	355	4	39	10	151	31	506
03:00		4	102			1	52				
03:15		6	81			1	38				
03:30		4	107			4	34				
03:45		8	90	22	380	2	44	8	168	30	548
04:00		6	74			2	44				
04:15		6	82			1	33				
04:30		10	69			3	57				
04:45		11	86	33	311	3	44	9	178	42	489
05:00		11	87			13	57				
05:15		11	97			7	57				
05:30		32	87			17	67				
05:45		29	83	83	354	13	58	50	239	133	593
06:00		34	88			19	60				
06:15		40	82			30	55				
06:30		43	76			28	46				
06:45		65	74	182	320	31	35	108	196	290	516
07:00		87	75			35	32				
07:15		73	75			24	34				
07:30		63	68			32	29				
07:45		78	66	301	284	37	30	128	125	429	409
08:00		87	52			42	16				
08:15		92	44			38	15				
08:30		92	64			42	18				
08:45		100	48	371	208	27	21	149	70	520	278
09:00		84	39			41	13				
09:15		87	37			34	18				
09:30		99	64			37	22				
09:45		96	37	366	177	31	10	143	63	509	240
10:00		84	46			47	15				
10:15		86	36			32	23				
10:30		80	32			25	20				
10:45		82	42	332	156	38	20	142	78	474	234
11:00		78	23			33	10				
11:15		100	17			38	12				
11:30		82	23			40	12				
11:45		104	21	364	84	48	7	159	41	523	125
Total		2199	3323			950	1597			3149	4920
Percent		39.8%	60.2%			37.3%	62.7%			39.0%	61.0%

Accurate Counts

978-664-2565

Location : Main Street
 Location : West of Ames Street
 City/State: Cambridge, MA

LG038CA1

Start Time	21-May-15 Thu	EB		Hour Totals		WB		Hour Totals		Combined Totals	
		Morning	Afternoon	Morning	Afternoon	Morning	Afternoon	Morning	Afternoon	Morning	Afternoon
12:00		27	*			4	*				
12:15		20	*			7	*				
12:30		12	*			3	*				
12:45		13	*	72	0	6	*	20	0	92	0
01:00		12	*			2	*				
01:15		15	*			4	*				
01:30		10	*			1	*				
01:45		13	*	50	0	5	*	12	0	62	0
02:00		15	*			0	*				
02:15		8	*			6	*				
02:30		7	*			5	*				
02:45		5	*	35	0	2	*	13	0	48	0
03:00		7	*			0	*				
03:15		10	*			1	*				
03:30		7	*			3	*				
03:45		8	*	32	0	4	*	8	0	40	0
04:00		6	*			2	*				
04:15		3	*			6	*				
04:30		12	*			5	*				
04:45		15	*	36	0	2	*	15	0	51	0
05:00		12	*			7	*				
05:15		18	*			17	*				
05:30		24	*			18	*				
05:45		31	*	85	0	15	*	57	0	142	0
06:00		30	*			21	*				
06:15		30	*			22	*				
06:30		44	*			23	*				
06:45		60	*	164	0	18	*	84	0	248	0
07:00		66	*			38	*				
07:15		56	*			33	*				
07:30		71	*			28	*				
07:45		85	*	278	0	39	*	138	0	416	0
08:00		77	*			36	*				
08:15		87	*			41	*				
08:30		79	*			37	*				
08:45		119	*	362	0	24	*	138	0	500	0
09:00		86	*			41	*				
09:15		78	*			52	*				
09:30		101	*			43	*				
09:45		83	*	348	0	34	*	170	0	518	0
10:00		84	*			37	*				
10:15		85	*			34	*				
10:30		70	*			33	*				
10:45		73	*	312	0	29	*	133	0	445	0
11:00		100	*			40	*				
11:15		*	*			*	*				
11:30		*	*	*	*	*	*	*	*	*	*
11:45		*	*	*	*	*	*	*	*	*	*
Total		1874	0			828	0			2562	0
Percent		100.0%	0.0%			100.0%	0.0%			100.0%	0.0%
Grand Total		12148	17442			5403	8023			17411	25465
Percent		41.1%	58.9%			40.2%	59.8%			40.6%	59.4%
ADT		ADT 6,842				AADT 6,842					

Accurate Counts

978-664-2565

Location : Main Street
 Location : West of Ames Street
 City/State: Cambridge, MA

LG038CA1

Start Time	11-May-15		Tue		Wed		Thu		Fri		Sat		Sun		Week Average		
	EB	WB	EB	WB	EB	WB	EB	WB	EB	WB	EB	WB	EB	WB	EB	WB	
12:00 AM	*	*	*	*	*	*	*	*	*	*	*	109	42	94	27	102	34
01:00	*	*	*	*	*	*	*	*	*	*	*	86	27	96	18	91	22
02:00	*	*	*	*	*	*	*	*	*	*	*	96	22	78	10	87	16
03:00	*	*	*	*	*	*	*	*	*	*	*	33	12	34	11	34	12
04:00	*	*	*	*	*	*	*	*	*	*	*	19	9	10	6	14	8
05:00	*	*	*	*	*	*	*	*	*	*	*	45	20	27	9	36	14
06:00	*	*	*	*	*	*	*	*	*	*	*	186	94	67	35	95	50
07:00	*	*	*	*	*	*	*	*	*	*	*	244	125	85	32	125	59
08:00	*	*	*	*	*	*	*	*	*	*	*	380	142	137	53	197	78
09:00	*	*	*	*	*	*	*	*	*	*	*	327	138	155	57	201	83
10:00	*	*	*	*	*	*	*	*	*	*	*	301	160	183	74	187	105
11:00	*	*	*	*	*	*	*	*	*	*	*	336	205	176	70	186	84
12:00 PM	*	*	*	*	*	*	*	*	*	*	*	285	148	186	76	223	99
01:00	*	*	*	*	*	*	*	*	*	*	*	352	147	213	65	244	99
02:00	*	*	*	*	*	*	*	*	*	*	*	343	185	230	83	218	95
03:00	*	*	*	*	*	*	*	*	*	*	*	381	185	234	70	234	89
04:00	*	*	*	*	*	*	*	*	*	*	*	360	214	175	67	214	84
05:00	*	*	*	*	*	*	*	*	*	*	*	272	222	206	79	265	89
06:00	*	*	*	*	*	*	*	*	*	*	*	319	172	220	67	211	81
07:00	*	*	*	*	*	*	*	*	*	*	*	281	142	205	66	182	83
08:00	*	*	*	*	*	*	*	*	*	*	*	209	96	169	60	147	55
09:00	*	*	*	*	*	*	*	*	*	*	*	226	78	150	56	130	49
10:00	*	*	*	*	*	*	*	*	*	*	*	200	89	172	67	117	44
11:00	*	*	*	*	*	*	*	*	*	*	*	137	46	137	38	68	22
Lane	0	0	0	0	0	0	0	0	0	5139	2588	3488	1247	3212	1225	4071	1724
Day	0		0		0		0		0	7727		4735		4437		5795	
AM Peak	-	-	-	-	-	-	-	-	-	08:00	11:00	10:00	10:00	10:00	11:00	11:00	11:00
Vol.	-	-	-	-	-	-	-	-	-	380	205	183	74	187	84	233	120
PM Peak	-	-	-	-	-	-	-	-	-	15:00	17:00	15:00	14:00	17:00	14:00	15:00	17:00
Vol.	-	-	-	-	-	-	-	-	-	381	222	234	83	265	95	283	130

Accurate Counts

978-664-2565

Location : Main Street
 Location : West of Ames Street
 City/State: Cambridge, MA

LG038CA1

Start Time	18-May-15		Tue		Wed		Thu		Fri		Sat		Sun		Week Average	
	EB	WB	EB	WB	EB	WB	EB	WB	EB	WB	EB	WB	EB	WB	EB	WB
12:00 AM	55	17	57	24	73	30	72	20	*	*	*	*	*	*	64	23
01:00	37	12	49	14	51	14	50	12	*	*	*	*	*	*	47	13
02:00	22	11	24	7	21	10	35	13	*	*	*	*	*	*	26	10
03:00	22	12	21	5	22	8	32	8	*	*	*	*	*	*	24	8
04:00	28	17	26	8	33	9	36	15	*	*	*	*	*	*	31	12
05:00	73	65	66	61	83	50	85	57	*	*	*	*	*	*	77	58
06:00	170	93	175	88	182	108	164	84	*	*	*	*	*	*	173	93
07:00	262	138	303	144	301	128	278	138	*	*	*	*	*	*	286	137
08:00	337	148	406	161	371	149	362	138	*	*	*	*	*	*	369	149
09:00	341	146	368	148	366	143	348	170	*	*	*	*	*	*	356	152
10:00	307	135	330	155	332	142	312	133	*	*	*	*	*	*	320	141
11:00	277	143	369	179	364	159	*	*	*	*	*	*	*	*	337	160
12:00 PM	301	132	341	165	330	143	*	*	*	*	*	*	*	*	324	147
01:00	270	140	332	155	364	145	*	*	*	*	*	*	*	*	322	147
02:00	331	143	345	148	355	151	*	*	*	*	*	*	*	*	344	147
03:00	358	124	361	174	380	168	*	*	*	*	*	*	*	*	366	155
04:00	293	156	333	185	311	178	*	*	*	*	*	*	*	*	312	173
05:00	351	244	370	237	354	239	*	*	*	*	*	*	*	*	358	240
06:00	282	187	301	189	320	196	*	*	*	*	*	*	*	*	301	191
07:00	234	102	245	97	284	125	*	*	*	*	*	*	*	*	254	108
08:00	184	74	192	71	208	70	*	*	*	*	*	*	*	*	195	72
09:00	173	74	167	73	177	63	*	*	*	*	*	*	*	*	172	70
10:00	136	57	150	56	156	78	*	*	*	*	*	*	*	*	147	64
11:00	85	42	95	35	84	41	*	*	*	*	*	*	*	*	88	39
Lane	4929	2412	5426	2579	5522	2547	1774	788	0	0	0	0	0	0	5293	2509
Day	7341		8005		8069		2562		0		0		0		7802	
AM Peak	09:00	08:00	08:00	11:00	08:00	11:00	08:00	09:00	-	-	-	-	-	-	08:00	11:00
Vol.	341	148	406	179	371	159	362	170	-	-	-	-	-	-	369	160
PM Peak	15:00	17:00	17:00	17:00	15:00	17:00	-	-	-	-	-	-	-	-	15:00	17:00
Vol.	358	244	370	237	380	239	-	-	-	-	-	-	-	-	366	240

Comb. Total	7341	8005	8069	2562	7727	4735	4437	13597
ADT	ADT 6,842	AADT 6,842						

Data Compilation

Turning Movement Counts Land Boulevard at McGrath Highway

Accurate Counts

978-664-2565

N/S Street : Land Blvd / Gilmore Bridge
 E/W Street : Monsignor O'Brien Highway
 City/State : Cambridge, MA
 Weather : Clear

File Name : LG038C01
 Site Code : LG038C01
 Start Date : 5/20/2015
 Page No : 1

Groups Printed- Cars - Trucks

Start Time	Gilmore Bridge From North			O'Brien Hwy From East				Land Blvd From South			O'Brien Hwy From West				Int. Total
	Left	Thru	Right	Left	Thru	Right	U-TR	Left	Thru	Right	Left	Thru	Right	U-TR	
07:00 AM	101	195	24	121	93	52	1	34	66	52	23	193	111	1	1067
07:15 AM	93	209	36	121	66	59	1	16	86	53	32	224	130	0	1126
07:30 AM	93	183	33	142	104	58	0	20	82	70	27	208	124	0	1144
07:45 AM	76	200	42	116	88	46	0	29	84	89	23	221	96	0	1110
Total	363	787	135	500	351	215	2	99	318	264	105	846	461	1	4447
08:00 AM	75	203	34	127	91	58	1	22	105	79	37	205	108	1	1146
08:15 AM	97	173	34	152	89	39	0	17	94	72	20	154	100	6	1047
08:30 AM	83	190	26	121	73	61	0	21	103	66	11	142	104	0	1001
08:45 AM	81	195	42	155	85	40	0	27	98	80	44	159	76	1	1083
Total	336	761	136	555	338	198	1	87	400	297	112	660	388	8	4277
Grand Total	699	1548	271	1055	689	413	3	186	718	561	217	1506	849	9	8724
Apprch %	27.8	61.5	10.8	48.8	31.9	19.1	0.1	12.7	49	38.3	8.4	58.3	32.9	0.3	
Total %	8	17.7	3.1	12.1	7.9	4.7	0	2.1	8.2	6.4	2.5	17.3	9.7	0.1	
Cars	691	1505	262	1029	665	404	3	175	687	536	215	1474	842	9	8497
% Cars	98.9	97.2	96.7	97.5	96.5	97.8	100	94.1	95.7	95.5	99.1	97.9	99.2	100	97.4
Trucks	8	43	9	26	24	9	0	11	31	25	2	32	7	0	227
% Trucks	1.1	2.8	3.3	2.5	3.5	2.2	0	5.9	4.3	4.5	0.9	2.1	0.8	0	2.6

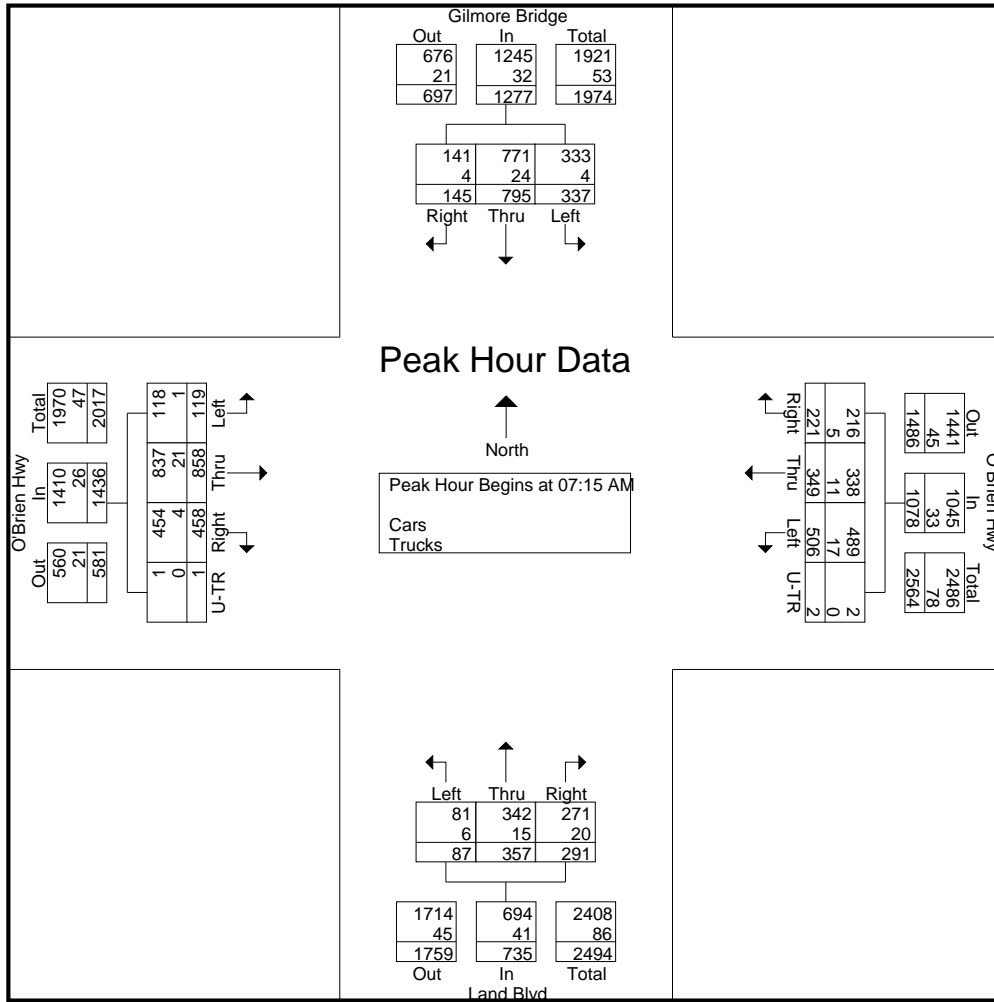
Accurate Counts

978-664-2565

N/S Street : Land Blvd / Gilmore Bridge
 E/W Street : Monsignor O'Brien Highway
 City/State : Cambridge, MA
 Weather : Clear

File Name : LG038C01
 Site Code : LG038C01
 Start Date : 5/20/2015
 Page No : 2

Start Time	Gilmore Bridge From North				O'Brien Hwy From East					Land Blvd From South				O'Brien Hwy From West					Int. Total
	Left	Thru	Right	App. Total	Left	Thru	Right	U-TR	App. Total	Left	Thru	Right	App. Total	Left	Thru	Right	U-TR	App. Total	
Peak Hour Analysis From 07:00 AM to 08:45 AM - Peak 1 of 1																			
Peak Hour for Entire Intersection Begins at 07:15 AM																			
07:15 AM	93	209	36	338	121	66	59	1	247	16	86	53	155	32	224	130	0	386	1126
07:30 AM	93	183	33	309	142	104	58	0	304	20	82	70	172	27	208	124	0	359	1144
07:45 AM	76	200	42	318	116	88	46	0	250	29	84	89	202	23	221	96	0	340	1110
08:00 AM	75	203	34	312	127	91	58	1	277	22	105	79	206	37	205	108	1	351	1146
Total Volume	337	795	145	1277	506	349	221	2	1078	87	357	291	735	119	858	458	1	1436	4526
% App. Total	26.4	62.3	11.4		46.9	32.4	20.5	0.2		11.8	48.6	39.6		8.3	59.7	31.9	0.1		
PHF	.906	.951	.863	.945	.891	.839	.936	.500	.887	.750	.850	.817	.892	.804	.958	.881	.250	.930	.987
Cars	333	771	141	1245	489	338	216	2	1045	81	342	271	694	118	837	454	1	1410	4394
% Cars	98.8	97.0	97.2	97.5	96.6	96.8	97.7	100	96.9	93.1	95.8	93.1	94.4	99.2	97.6	99.1	100	98.2	97.1
Trucks	4	24	4	32	17	11	5	0	33	6	15	20	41	1	21	4	0	26	132
% Trucks	1.2	3.0	2.8	2.5	3.4	3.2	2.3	0	3.1	6.9	4.2	6.9	5.6	0.8	2.4	0.9	0	1.8	2.9



Accurate Counts

978-664-2565

N/S Street : Land Blvd / Gilmore Bridge
 E/W Street : Monsignor O'Brien Highway
 City/State : Cambridge, MA
 Weather : Clear

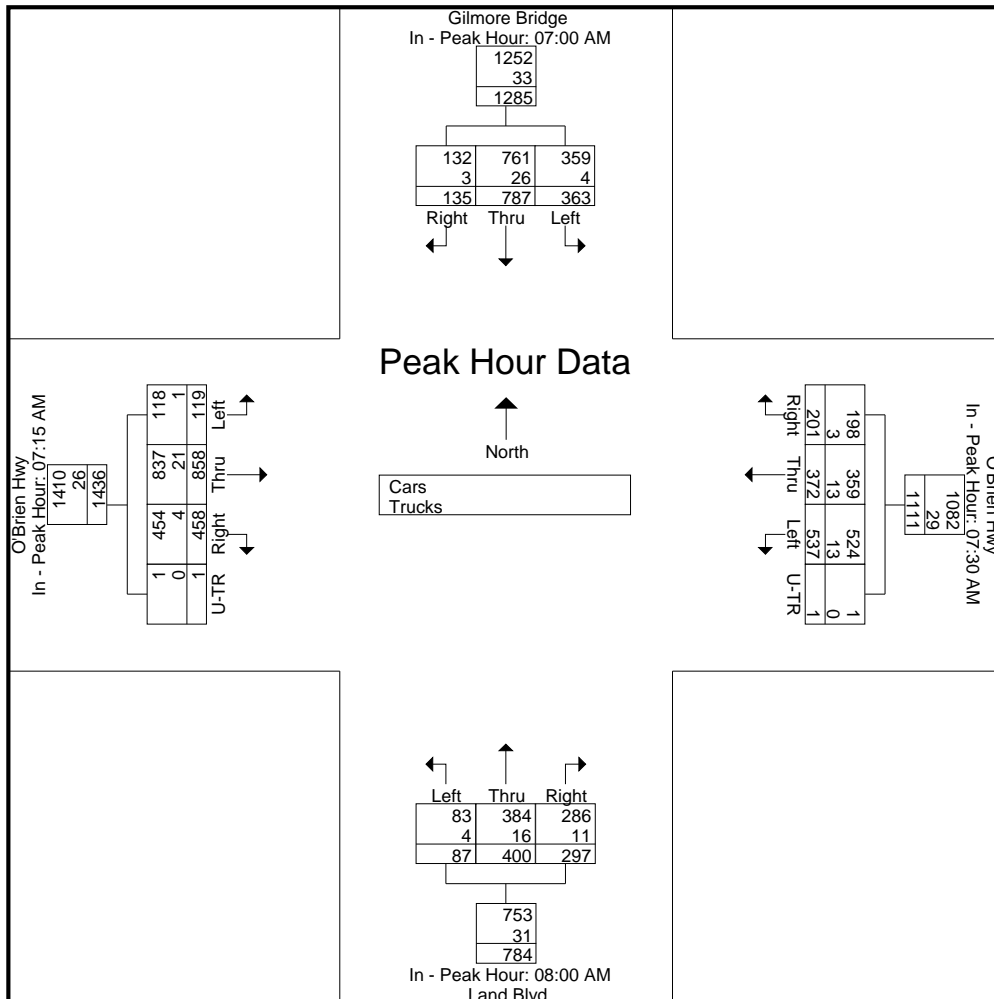
File Name : LG038C01
 Site Code : LG038C01
 Start Date : 5/20/2015
 Page No : 3

Start Time	Gilmore Bridge From North				O'Brien Hwy From East					Land Blvd From South				O'Brien Hwy From West					Int. Total
	Left	Thru	Right	App. Total	Left	Thru	Right	U-TR	App. Total	Left	Thru	Right	App. Total	Left	Thru	Right	U-TR	App. Total	

Peak Hour Analysis From 07:00 AM to 08:45 AM - Peak 1 of 1

Peak Hour for Each Approach Begins at:

	07:00 AM				07:30 AM					08:00 AM				07:15 AM				
+0 mins.	101	195	24	320	142	104	58	0	304	22	105	79	206	32	224	130	0	386
+15 mins.	93	209	36	338	116	88	46	0	250	17	94	72	183	27	208	124	0	359
+30 mins.	93	183	33	309	127	91	58	1	277	21	103	66	190	23	221	96	0	340
+45 mins.	76	200	42	318	152	89	39	0	280	27	98	80	205	37	205	108	1	351
Total Volume	363	787	135	1285	537	372	201	1	1111	87	400	297	784	119	858	458	1	1436
% App. Total	28.2	61.2	10.5		48.3	33.5	18.1	0.1		11.1	51	37.9		8.3	59.7	31.9	0.1	
PHF	.899	.941	.804	.950	.883	.894	.866	.250	.914	.806	.952	.928	.951	.804	.958	.881	.250	.930
Cars	359	761	132	1252	524	359	198	1	1082	83	384	286	753	118	837	454	1	1410
% Cars	98.9	96.7	97.8	97.4	97.6	96.5	98.5	100	97.4	95.4	96	96.3	96	99.2	97.6	99.1	100	98.2
Trucks	4	26	3	33	13	13	3	0	29	4	16	11	31	1	21	4	0	26
% Trucks	1.1	3.3	2.2	2.6	2.4	3.5	1.5	0	2.6	4.6	4	3.7	4	0.8	2.4	0.9	0	1.8



Accurate Counts

978-664-2565

N/S Street : Land Blvd / Gilmore Bridge
 E/W Street : Monsignor O'Brien Highway
 City/State : Cambridge, MA
 Weather : Clear

File Name : LG038C01
 Site Code : LG038C01
 Start Date : 5/20/2015
 Page No : 1

Groups Printed- Cars

Start Time	Gilmore Bridge From North			O'Brien Hwy From East				Land Blvd From South			O'Brien Hwy From West				Int. Total
	Left	Thru	Right	Left	Thru	Right	U-TR	Left	Thru	Right	Left	Thru	Right	U-TR	
07:00 AM	100	188	24	117	89	51	1	33	64	52	23	189	109	1	1041
07:15 AM	93	204	33	117	64	56	1	12	81	48	31	218	129	0	1087
07:30 AM	92	176	33	138	99	58	0	20	79	64	27	205	124	0	1115
07:45 AM	74	193	42	112	85	46	0	27	79	86	23	213	95	0	1075
Total	359	761	132	484	337	211	2	92	303	250	104	825	457	1	4318
08:00 AM	74	198	33	122	90	56	1	22	103	73	37	201	106	1	1117
08:15 AM	96	170	34	152	85	38	0	16	91	72	19	154	100	6	1033
08:30 AM	82	185	24	116	70	60	0	20	97	63	11	141	104	0	973
08:45 AM	80	191	39	155	83	39	0	25	93	78	44	153	75	1	1056
Total	332	744	130	545	328	193	1	83	384	286	111	649	385	8	4179
Grand Total	691	1505	262	1029	665	404	3	175	687	536	215	1474	842	9	8497
Apprch %	28.1	61.2	10.7	49	31.7	19.2	0.1	12.5	49.1	38.3	8.5	58	33.1	0.4	
Total %	8.1	17.7	3.1	12.1	7.8	4.8	0	2.1	8.1	6.3	2.5	17.3	9.9	0.1	

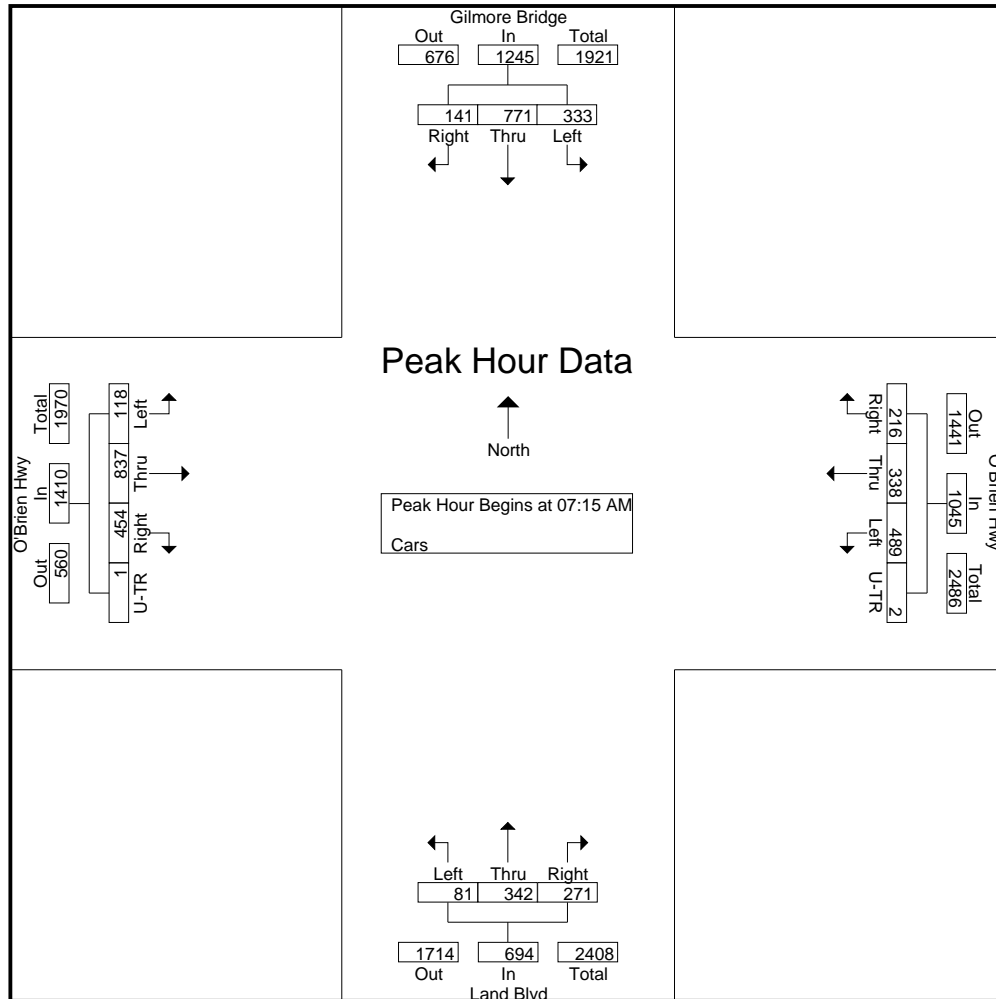
Accurate Counts

978-664-2565

N/S Street : Land Blvd / Gilmore Bridge
 E/W Street : Monsignor O'Brien Highway
 City/State : Cambridge, MA
 Weather : Clear

File Name : LG038C01
 Site Code : LG038C01
 Start Date : 5/20/2015
 Page No : 2

Start Time	Gilmore Bridge From North				O'Brien Hwy From East					Land Blvd From South				O'Brien Hwy From West					Int. Total
	Left	Thru	Right	App. Total	Left	Thru	Right	U-TR	App. Total	Left	Thru	Right	App. Total	Left	Thru	Right	U-TR	App. Total	
Peak Hour Analysis From 07:00 AM to 08:45 AM - Peak 1 of 1																			
Peak Hour for Entire Intersection Begins at 07:15 AM																			
07:15 AM	93	204	33	330	117	64	56	1	238	12	81	48	141	31	218	129	0	378	1087
07:30 AM	92	176	33	301	138	99	58	0	295	20	79	64	163	27	205	124	0	356	1115
07:45 AM	74	193	42	309	112	85	46	0	243	27	79	86	192	23	213	95	0	331	1075
08:00 AM	74	198	33	305	122	90	56	1	269	22	103	73	198	37	201	106	1	345	1117
Total Volume	333	771	141	1245	489	338	216	2	1045	81	342	271	694	118	837	454	1	1410	4394
% App. Total	26.7	61.9	11.3		46.8	32.3	20.7	0.2		11.7	49.3	39		8.4	59.4	32.2	0.1		
PHF	.895	.945	.839	.943	.886	.854	.931	.500	.886	.750	.830	.788	.876	.797	.960	.880	.250	.933	.983



Peak Hour Analysis From 07:00 AM to 08:45 AM - Peak 1 of 1
 Peak Hour for Each Approach Begins at:

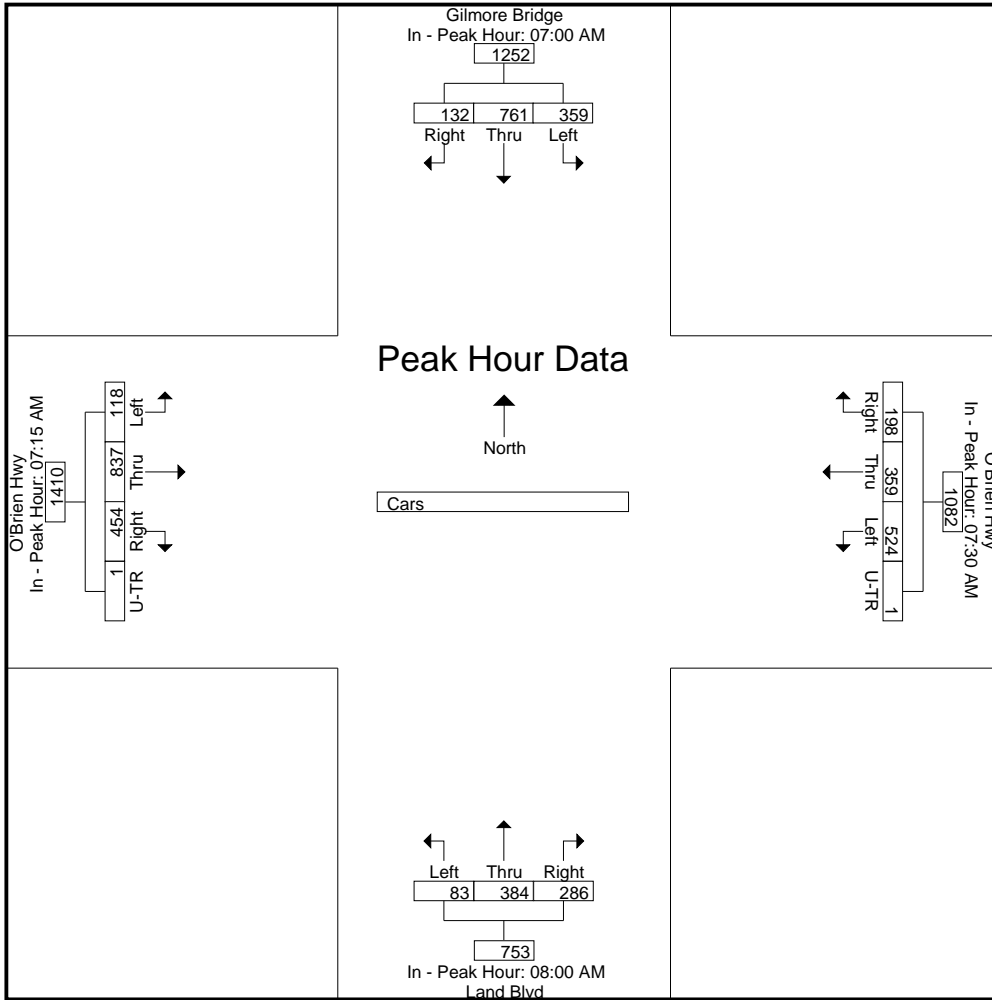
	07:00 AM				07:30 AM					08:00 AM				07:15 AM				
+0 mins.	100	188	24	312	138	99	58	0	295	22	103	73	198	31	218	129	0	378
+15 mins.	93	204	33	330	112	85	46	0	243	16	91	72	179	27	205	124	0	356
+30 mins.	92	176	33	301	122	90	56	1	269	20	97	63	180	23	213	95	0	331
+45 mins.	74	193	42	309	152	85	38	0	275	25	93	78	196	37	201	106	1	345
Total Volume	359	761	132	1252	524	359	198	1	1082	83	384	286	753	118	837	454	1	1410
% App. Total	28.7	60.8	10.5		48.4	33.2	18.3	0.1		11	51	38		8.4	59.4	32.2	0.1	
PHF	.898	.933	.786	.948	.862	.907	.853	.250	.917	.830	.932	.917	.951	.797	.960	.880	.250	.933

Accurate Counts

978-664-2565

N/S Street : Land Blvd / Gilmore Bridge
 E/W Street : Monsignor O'Brien Highway
 City/State : Cambridge, MA
 Weather : Clear

File Name : LG038C01
 Site Code : LG038C01
 Start Date : 5/20/2015
 Page No : 3



Accurate Counts

978-664-2565

N/S Street : Land Blvd / Gilmore Bridge
 E/W Street : Monsignor O'Brien Highway
 City/State : Cambridge, MA
 Weather : Clear

File Name : LG038C01
 Site Code : LG038C01
 Start Date : 5/20/2015
 Page No : 1

Groups Printed- Trucks

Start Time	Gilmore Bridge From North			O'Brien Hwy From East				Land Blvd From South			O'Brien Hwy From West				Int. Total
	Left	Thru	Right	Left	Thru	Right	U-TR	Left	Thru	Right	Left	Thru	Right	U-TR	
07:00 AM	1	7	0	4	4	1	0	1	2	0	0	4	2	0	26
07:15 AM	0	5	3	4	2	3	0	4	5	5	1	6	1	0	39
07:30 AM	1	7	0	4	5	0	0	0	3	6	0	3	0	0	29
07:45 AM	2	7	0	4	3	0	0	2	5	3	0	8	1	0	35
Total	4	26	3	16	14	4	0	7	15	14	1	21	4	0	129
08:00 AM	1	5	1	5	1	2	0	0	2	6	0	4	2	0	29
08:15 AM	1	3	0	0	4	1	0	1	3	0	1	0	0	0	14
08:30 AM	1	5	2	5	3	1	0	1	6	3	0	1	0	0	28
08:45 AM	1	4	3	0	2	1	0	2	5	2	0	6	1	0	27
Total	4	17	6	10	10	5	0	4	16	11	1	11	3	0	98
Grand Total	8	43	9	26	24	9	0	11	31	25	2	32	7	0	227
Apprch %	13.3	71.7	15	44.1	40.7	15.3	0	16.4	46.3	37.3	4.9	78	17.1	0	
Total %	3.5	18.9	4	11.5	10.6	4	0	4.8	13.7	11	0.9	14.1	3.1	0	

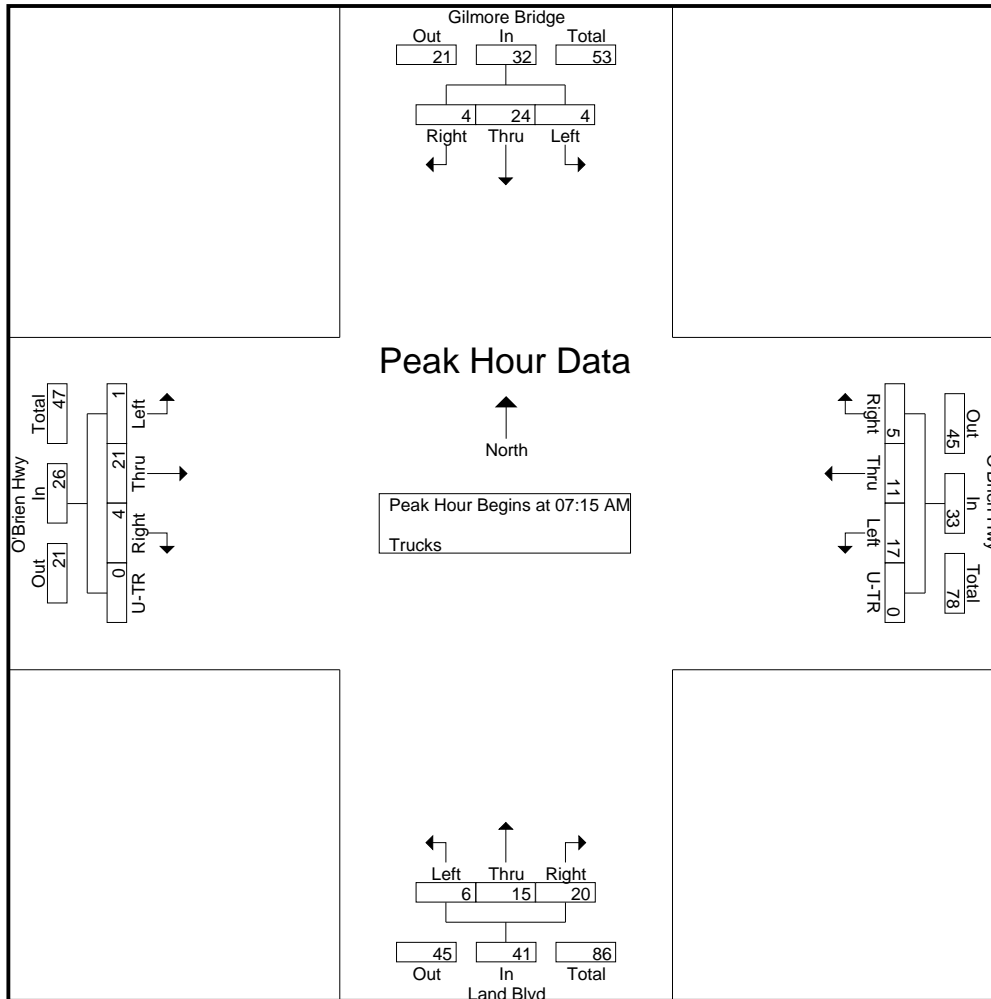
Accurate Counts

978-664-2565

N/S Street : Land Blvd / Gilmore Bridge
 E/W Street : Monsignor O'Brien Highway
 City/State : Cambridge, MA
 Weather : Clear

File Name : LG038C01
 Site Code : LG038C01
 Start Date : 5/20/2015
 Page No : 2

Start Time	Gilmore Bridge From North				O'Brien Hwy From East					Land Blvd From South				O'Brien Hwy From West					Int. Total
	Left	Thru	Right	App. Total	Left	Thru	Right	U-TR	App. Total	Left	Thru	Right	App. Total	Left	Thru	Right	U-TR	App. Total	
Peak Hour Analysis From 07:00 AM to 08:45 AM - Peak 1 of 1																			
Peak Hour for Entire Intersection Begins at 07:15 AM																			
07:15 AM	0	5	3	8	4	2	3	0	9	4	5	5	14	1	6	1	0	8	39
07:30 AM	1	7	0	8	4	5	0	0	9	0	3	6	9	0	3	0	0	3	29
07:45 AM	2	7	0	9	4	3	0	0	7	2	5	3	10	0	8	1	0	9	35
08:00 AM	1	5	1	7	5	1	2	0	8	0	2	6	8	0	4	2	0	6	29
Total Volume	4	24	4	32	17	11	5	0	33	6	15	20	41	1	21	4	0	26	132
% App. Total	12.5	75	12.5		51.5	33.3	15.2	0		14.6	36.6	48.8		3.8	80.8	15.4	0		
PHF	.500	.857	.333	.889	.850	.550	.417	.000	.917	.375	.750	.833	.732	.250	.656	.500	.000	.722	.846



Peak Hour Analysis From 07:00 AM to 08:45 AM - Peak 1 of 1
 Peak Hour for Each Approach Begins at:

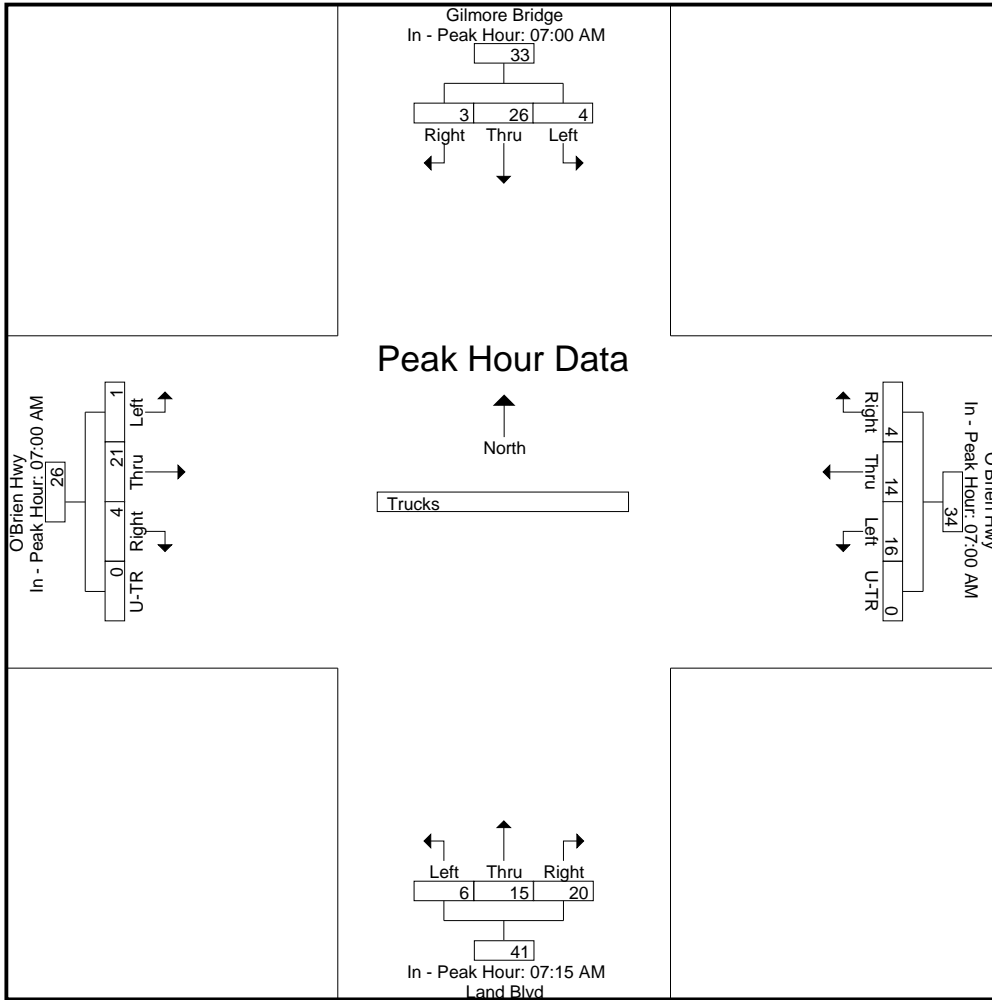
	07:00 AM				07:00 AM					07:15 AM				07:00 AM				
+0 mins.	1	7	0	8	4	4	1	0	9	4	5	5	14	0	4	2	0	6
+15 mins.	0	5	3	8	4	2	3	0	9	0	3	6	9	1	6	1	0	8
+30 mins.	1	7	0	8	4	5	0	0	9	2	5	3	10	0	3	0	0	3
+45 mins.	2	7	0	9	4	3	0	0	7	0	2	6	8	0	8	1	0	9
Total Volume	4	26	3	33	16	14	4	0	34	6	15	20	41	1	21	4	0	26
% App. Total	12.1	78.8	9.1		47.1	41.2	11.8	0		14.6	36.6	48.8		3.8	80.8	15.4	0	
PHF	.500	.929	.250	.917	1.000	.700	.333	.000	.944	.375	.750	.833	.732	.250	.656	.500	.000	.722

Accurate Counts

978-664-2565

N/S Street : Land Blvd / Gilmore Bridge
 E/W Street : Monsignor O'Brien Highway
 City/State : Cambridge, MA
 Weather : Clear

File Name : LG038C01
 Site Code : LG038C01
 Start Date : 5/20/2015
 Page No : 3



Accurate Counts

978-664-2565

N/S Street : Land Blvd / Gilmore Bridge
 E/W Street : Monsignor O'Brien Highway
 City/State : Cambridge, MA
 Weather : Clear

File Name : LG038C01
 Site Code : LG038C01
 Start Date : 5/20/2015
 Page No : 1

Groups Printed- Bikes Peds

Start Time	Gilmore Bridge From North				O'Brien Hwy From East				Land Blvd From South				O'Brien Hwy From West				Exclu. Total	Inclu. Total	Int. Total
	Left	Thru	Right	Peds	Left	Thru	Right	Peds	Left	Thru	Right	Peds	Left	Thru	Right	Peds			
07:00 AM	1	1	0	2	1	0	0	1	0	0	2	17	1	2	0	13	33	8	41
07:15 AM	0	2	0	3	4	0	0	0	0	0	4	23	0	6	0	5	31	16	47
07:30 AM	2	2	0	2	2	0	0	0	1	0	4	9	0	10	0	8	19	21	40
07:45 AM	2	9	2	0	5	0	0	1	1	1	4	25	0	19	0	17	43	43	86
Total	5	14	2	7	12	0	0	2	2	1	14	74	1	37	0	43	126	88	214
08:00 AM	5	5	0	2	5	0	0	0	0	1	3	32	2	16	0	17	51	37	88
08:15 AM	3	2	0	2	2	2	1	0	0	0	7	53	1	17	1	15	70	36	106
08:30 AM	1	2	0	2	6	3	1	0	0	0	7	35	0	22	1	28	65	43	108
08:45 AM	2	2	1	7	2	7	0	0	0	0	4	38	0	26	2	42	87	46	133
Total	11	11	1	13	15	12	2	0	0	1	21	158	3	81	4	102	273	162	435
Grand Total	16	25	3	20	27	12	2	2	2	2	35	232	4	118	4	145	399	250	649
Apprch %	36.4	56.8	6.8		65.9	29.3	4.9		5.1	5.1	89.7		3.2	93.7	3.2				
Total %	6.4	10	1.2		10.8	4.8	0.8		0.8	0.8	14		1.6	47.2	1.6		61.5	38.5	

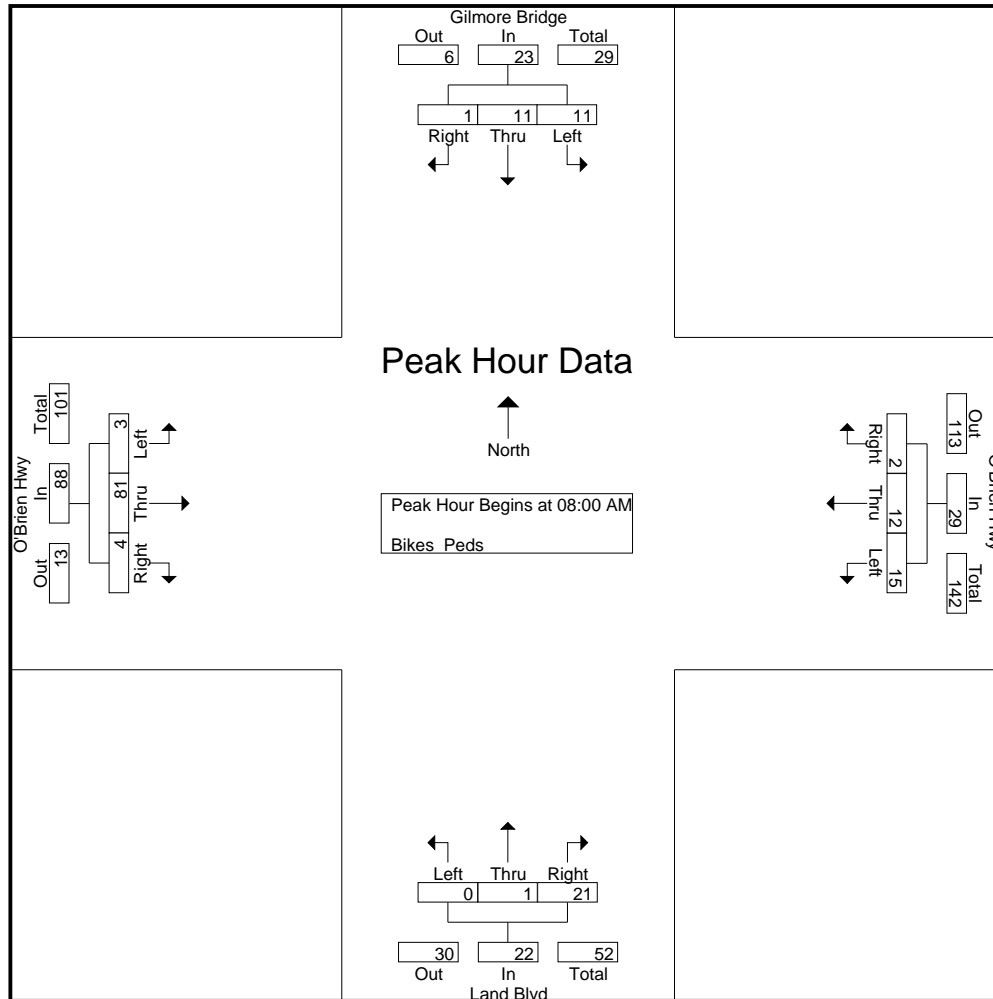
Accurate Counts

978-664-2565

N/S Street : Land Blvd / Gilmore Bridge
 E/W Street : Monsignor O'Brien Highway
 City/State : Cambridge, MA
 Weather : Clear

File Name : LG038C01
 Site Code : LG038C01
 Start Date : 5/20/2015
 Page No : 2

Start Time	Gilmore Bridge From North				O'Brien Hwy From East				Land Blvd From South				O'Brien Hwy From West				Int. Total
	Left	Thru	Right	App. Total	Left	Thru	Right	App. Total	Left	Thru	Right	App. Total	Left	Thru	Right	App. Total	
Peak Hour Analysis From 07:00 AM to 08:45 AM - Peak 1 of 1																	
Peak Hour for Entire Intersection Begins at 08:00 AM																	
08:00 AM	5	5	0	10	5	0	0	5	0	1	3	4	2	16	0	18	37
08:15 AM	3	2	0	5	2	2	1	5	0	0	7	7	1	17	1	19	36
08:30 AM	1	2	0	3	6	3	1	10	0	0	7	7	0	22	1	23	43
08:45 AM	2	2	1	5	2	7	0	9	0	0	4	4	0	26	2	28	46
Total Volume	11	11	1	23	15	12	2	29	0	1	21	22	3	81	4	88	162
% App. Total	47.8	47.8	4.3		51.7	41.4	6.9		0	4.5	95.5		3.4	92	4.5		
PHF	.550	.550	.250	.575	.625	.429	.500	.725	.000	.250	.750	.786	.375	.779	.500	.786	.880



Peak Hour Analysis From 07:00 AM to 08:45 AM - Peak 1 of 1

Peak Hour for Each Approach Begins at:

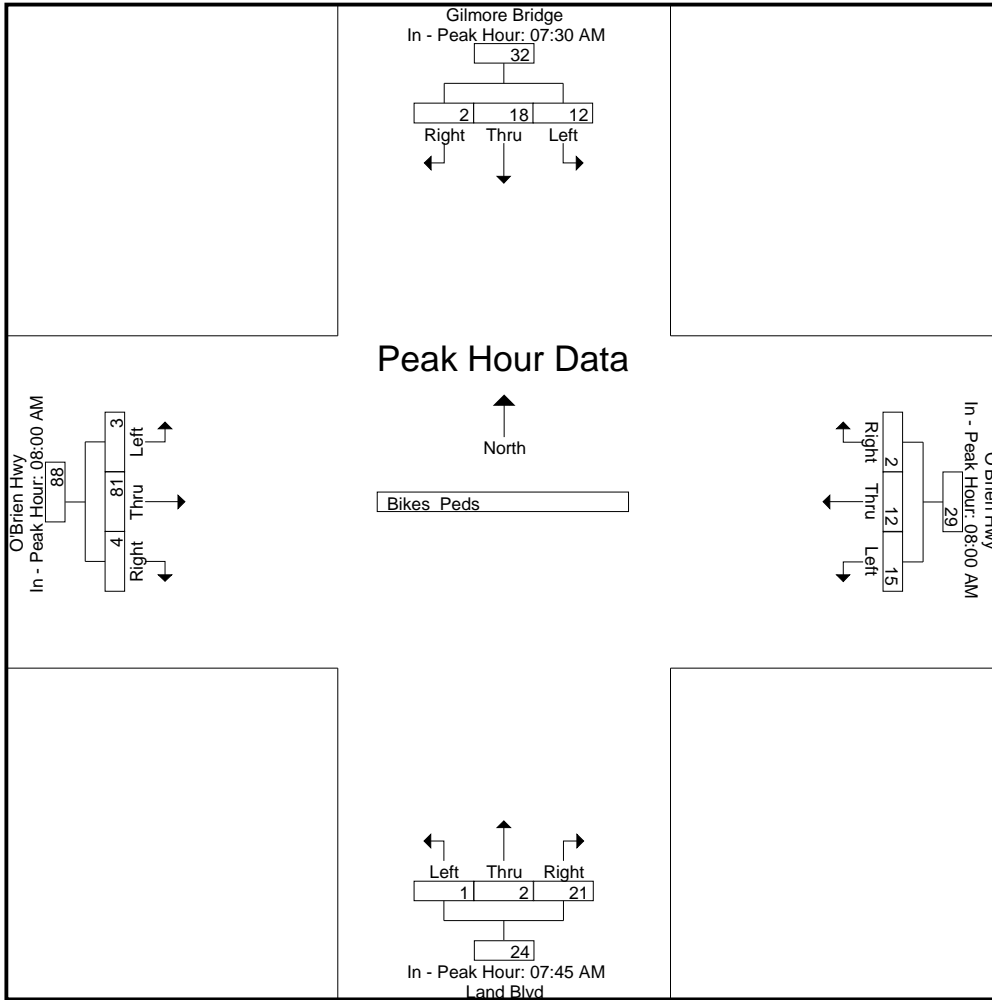
	07:30 AM				08:00 AM				07:45 AM				08:00 AM			
+0 mins.	2	2	0	4	5	0	0	5	1	1	4	6	2	16	0	18
+15 mins.	2	9	2	13	2	2	1	5	0	1	3	4	1	17	1	19
+30 mins.	5	5	0	10	6	3	1	10	0	0	7	7	0	22	1	23
+45 mins.	3	2	0	5	2	7	0	9	0	0	7	7	0	26	2	28
Total Volume	12	18	2	32	15	12	2	29	1	2	21	24	3	81	4	88
% App. Total	37.5	56.2	6.2		51.7	41.4	6.9		4.2	8.3	87.5		3.4	92	4.5	
PHF	.600	.500	.250	.615	.625	.429	.500	.725	.250	.500	.750	.857	.375	.779	.500	.786

Accurate Counts

978-664-2565

N/S Street : Land Blvd / Gilmore Bridge
 E/W Street : Monsignor O'Brien Highway
 City/State : Cambridge, MA
 Weather : Clear

File Name : LG038C01
 Site Code : LG038C01
 Start Date : 5/20/2015
 Page No : 3



Accurate Counts

978-664-2565

N/S Street : Land Blvd / Gilmore Bridge
 E/W Street : Monsignor O'Brien Highway
 City/State : Cambridge, MA
 Weather : Clear

File Name : LG038C01
 Site Code : LG038C01
 Start Date : 5/20/2015
 Page No : 1

Groups Printed- Cars - Trucks

Start Time	Gilmore Bridge From North			O'Brien Hwy From East				Land Blvd From South			O'Brien Hwy From West				Int. Total
	Left	Thru	Right	Left	Thru	Right	U-TR	Left	Thru	Right	Left	Thru	Right	U-TR	
11:00 AM	57	112	21	104	128	69	1	32	109	86	46	175	56	0	996
11:15 AM	66	125	35	102	119	68	0	41	72	84	48	177	64	1	1002
11:30 AM	41	106	34	116	116	69	0	34	89	70	58	205	68	1	1007
11:45 AM	48	85	31	123	130	70	0	31	119	93	47	141	58	1	977
Total	212	428	121	445	493	276	1	138	389	333	199	698	246	3	3982
12:00 PM	39	132	48	89	87	61	0	52	119	92	53	140	42	4	958
12:15 PM	33	100	41	105	104	66	0	36	108	89	60	170	57	1	970
12:30 PM	45	108	33	107	99	54	0	47	115	109	49	138	51	3	958
12:45 PM	33	90	41	96	118	60	0	40	114	114	54	176	30	2	968
Total	150	430	163	397	408	241	0	175	456	404	216	624	180	10	3854
Grand Total	362	858	284	842	901	517	1	313	845	737	415	1322	426	13	7836
Apprch %	24.1	57	18.9	37.2	39.8	22.9	0	16.5	44.6	38.9	19.1	60.8	19.6	0.6	
Total %	4.6	10.9	3.6	10.7	11.5	6.6	0	4	10.8	9.4	5.3	16.9	5.4	0.2	
Cars	347	791	259	818	879	496	1	308	795	705	386	1260	417	13	7475
% Cars	95.9	92.2	91.2	97.1	97.6	95.9	100	98.4	94.1	95.7	93	95.3	97.9	100	95.4
Trucks	15	67	25	24	22	21	0	5	50	32	29	62	9	0	361
% Trucks	4.1	7.8	8.8	2.9	2.4	4.1	0	1.6	5.9	4.3	7	4.7	2.1	0	4.6

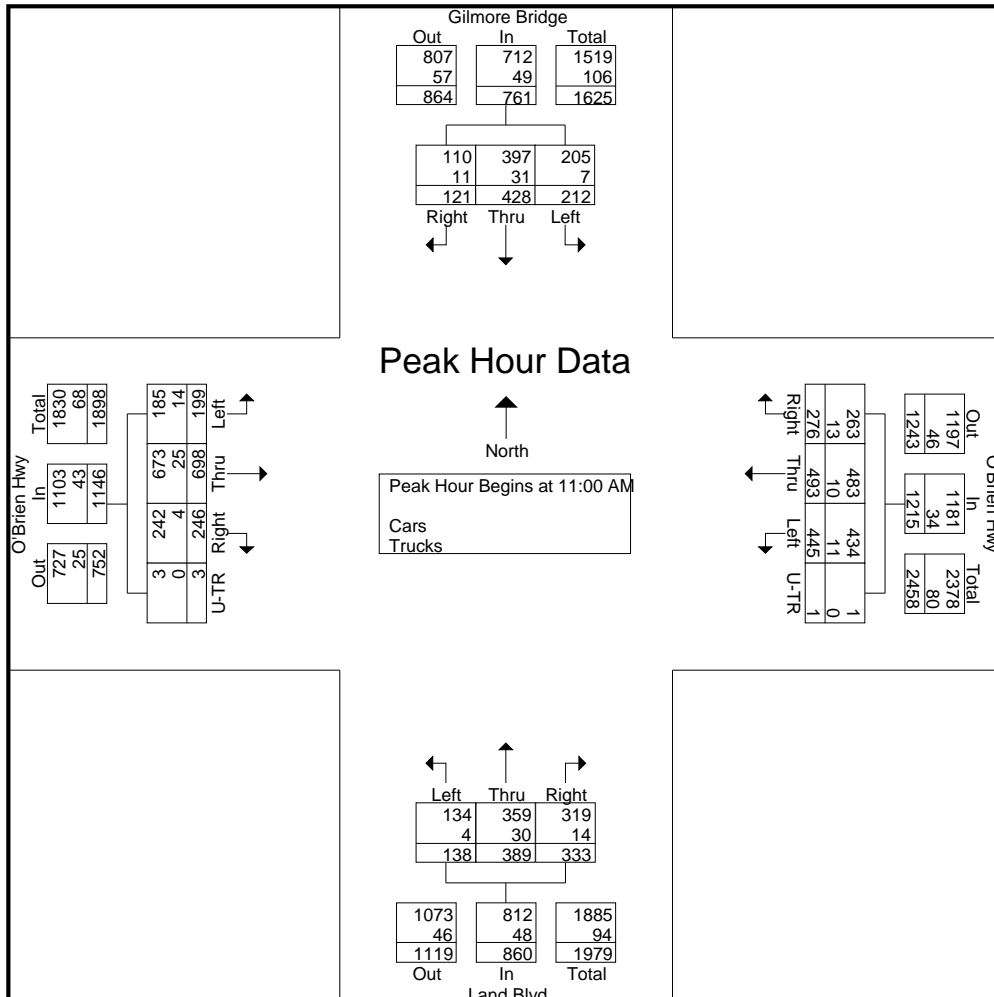
Accurate Counts

978-664-2565

N/S Street : Land Blvd / Gilmore Bridge
 E/W Street : Monsignor O'Brien Highway
 City/State : Cambridge, MA
 Weather : Clear

File Name : LG038C01
 Site Code : LG038C01
 Start Date : 5/20/2015
 Page No : 2

Start Time	Gilmore Bridge From North				O'Brien Hwy From East					Land Blvd From South				O'Brien Hwy From West					Int. Total
	Left	Thru	Right	App. Total	Left	Thru	Right	U-TR	App. Total	Left	Thru	Right	App. Total	Left	Thru	Right	U-TR	App. Total	
Peak Hour Analysis From 11:00 AM to 12:45 PM - Peak 1 of 1																			
Peak Hour for Entire Intersection Begins at 11:00 AM																			
11:00 AM	57	112	21	190	104	128	69	1	302	32	109	86	227	46	175	56	0	277	996
11:15 AM	66	125	35	226	102	119	68	0	289	41	72	84	197	48	177	64	1	290	1002
11:30 AM	41	106	34	181	116	116	69	0	301	34	89	70	193	58	205	68	1	332	1007
11:45 AM	48	85	31	164	123	130	70	0	323	31	119	93	243	47	141	58	1	247	977
Total Volume	212	428	121	761	445	493	276	1	1215	138	389	333	860	199	698	246	3	1146	3982
% App. Total	27.9	56.2	15.9		36.6	40.6	22.7	0.1		16	45.2	38.7		17.4	60.9	21.5	0.3		
PHF	.803	.856	.864	.842	.904	.948	.986	.250	.940	.841	.817	.895	.885	.858	.851	.904	.750	.863	.989
Cars	205	397	110	712	434	483	263	1	1181	134	359	319	812	185	673	242	3	1103	3808
% Cars	96.7	92.8	90.9	93.6	97.5	98.0	95.3	100	97.2	97.1	92.3	95.8	94.4	93.0	96.4	98.4	100	96.2	95.6
Trucks	7	31	11	49	11	10	13	0	34	4	30	14	48	14	25	4	0	43	174
% Trucks	3.3	7.2	9.1	6.4	2.5	2.0	4.7	0	2.8	2.9	7.7	4.2	5.6	7.0	3.6	1.6	0	3.8	4.4



Accurate Counts

978-664-2565

N/S Street : Land Blvd / Gilmore Bridge
 E/W Street : Monsignor O'Brien Highway
 City/State : Cambridge, MA
 Weather : Clear

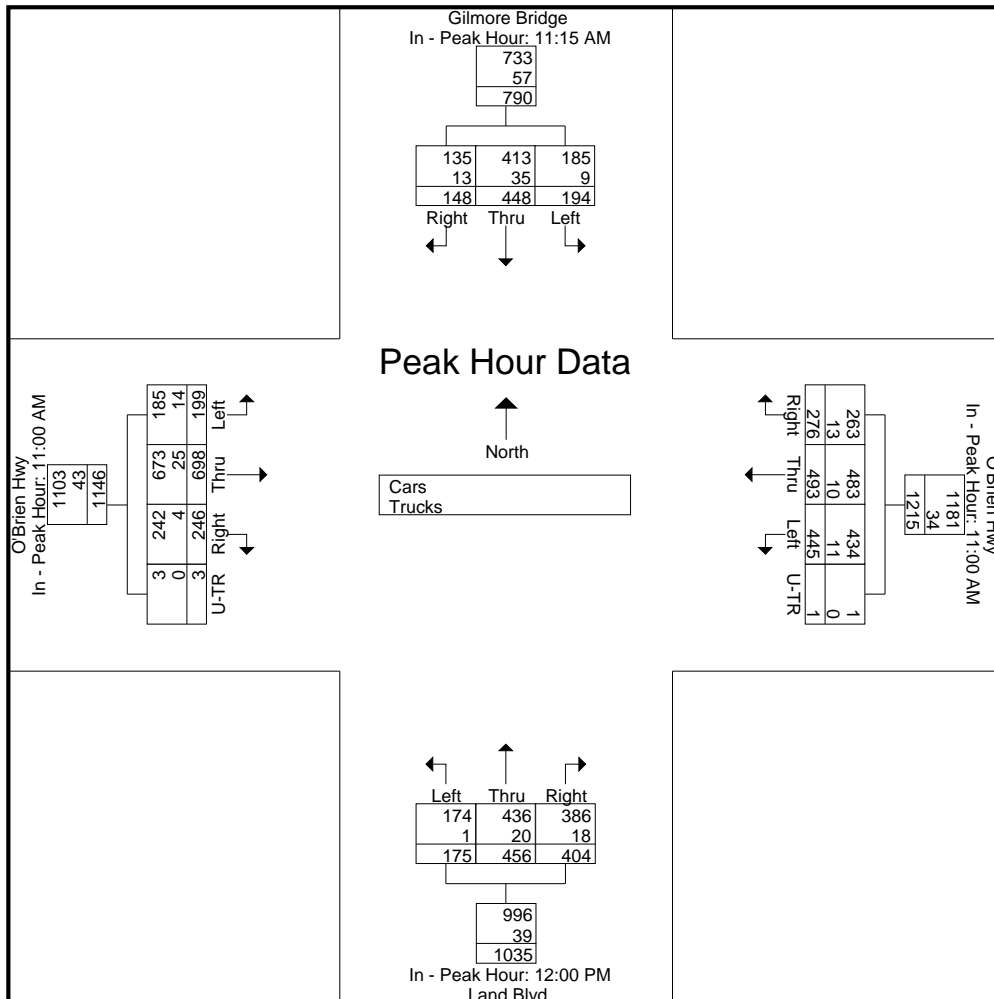
File Name : LG038C01
 Site Code : LG038C01
 Start Date : 5/20/2015
 Page No : 3

Start Time	Gilmore Bridge From North				O'Brien Hwy From East					Land Blvd From South				O'Brien Hwy From West					Int. Total
	Left	Thru	Right	App. Total	Left	Thru	Right	U-TR	App. Total	Left	Thru	Right	App. Total	Left	Thru	Right	U-TR	App. Total	

Peak Hour Analysis From 11:00 AM to 12:45 PM - Peak 1 of 1

Peak Hour for Each Approach Begins at:

	11:15 AM				11:00 AM					12:00 PM				11:00 AM				
+0 mins.	66	125	35	226	104	128	69	1	302	52	119	92	263	46	175	56	0	277
+15 mins.	41	106	34	181	102	119	68	0	289	36	108	89	233	48	177	64	1	290
+30 mins.	48	85	31	164	116	116	69	0	301	47	115	109	271	58	205	68	1	332
+45 mins.	39	132	48	219	123	130	70	0	323	40	114	114	268	47	141	58	1	247
Total Volume	194	448	148	790	445	493	276	1	1215	175	456	404	1035	199	698	246	3	1146
% App. Total	24.6	56.7	18.7		36.6	40.6	22.7	0.1		16.9	44.1	39		17.4	60.9	21.5	0.3	
PHF	.735	.848	.771	.874	.904	.948	.986	.250	.940	.841	.958	.886	.955	.858	.851	.904	.750	.863
Cars	185	413	135	733	434	483	263	1	1181	174	436	386	996	185	673	242	3	1103
% Cars	95.4	92.2	91.2	92.8	97.5	98	95.3	100	97.2	99.4	95.6	95.5	96.2	93	96.4	98.4	100	96.2
Trucks	9	35	13	57	11	10	13	0	34	1	20	18	39	14	25	4	0	43
% Trucks	4.6	7.8	8.8	7.2	2.5	2	4.7	0	2.8	0.6	4.4	4.5	3.8	7	3.6	1.6	0	3.8



Accurate Counts

978-664-2565

N/S Street : Land Blvd / Gilmore Bridge
 E/W Street : Monsignor O'Brien Highway
 City/State : Cambridge, MA
 Weather : Clear

File Name : LG038C01
 Site Code : LG038C01
 Start Date : 5/20/2015
 Page No : 1

Groups Printed- Cars

Start Time	Gilmore Bridge From North			O'Brien Hwy From East				Land Blvd From South			O'Brien Hwy From West				Int. Total
	Left	Thru	Right	Left	Thru	Right	U-TR	Left	Thru	Right	Left	Thru	Right	U-TR	
11:00 AM	56	103	20	99	125	64	1	32	98	82	42	163	55	0	940
11:15 AM	64	118	32	99	115	63	0	40	70	80	46	173	64	1	965
11:30 AM	40	98	32	116	115	67	0	31	79	70	52	200	67	1	968
11:45 AM	45	78	26	120	128	69	0	31	112	87	45	137	56	1	935
Total	205	397	110	434	483	263	1	134	359	319	185	673	242	3	3808
12:00 PM	36	119	45	83	86	60	0	52	114	87	48	131	41	4	906
12:15 PM	32	94	35	102	102	64	0	35	103	84	56	159	54	1	921
12:30 PM	44	101	33	103	97	51	0	47	110	104	47	134	50	3	924
12:45 PM	30	80	36	96	111	58	0	40	109	111	50	163	30	2	916
Total	142	394	149	384	396	233	0	174	436	386	201	587	175	10	3667
Grand Total	347	791	259	818	879	496	1	308	795	705	386	1260	417	13	7475
Apprch %	24.8	56.6	18.5	37.3	40.1	22.6	0	17	44	39	18.6	60.7	20.1	0.6	
Total %	4.6	10.6	3.5	10.9	11.8	6.6	0	4.1	10.6	9.4	5.2	16.9	5.6	0.2	

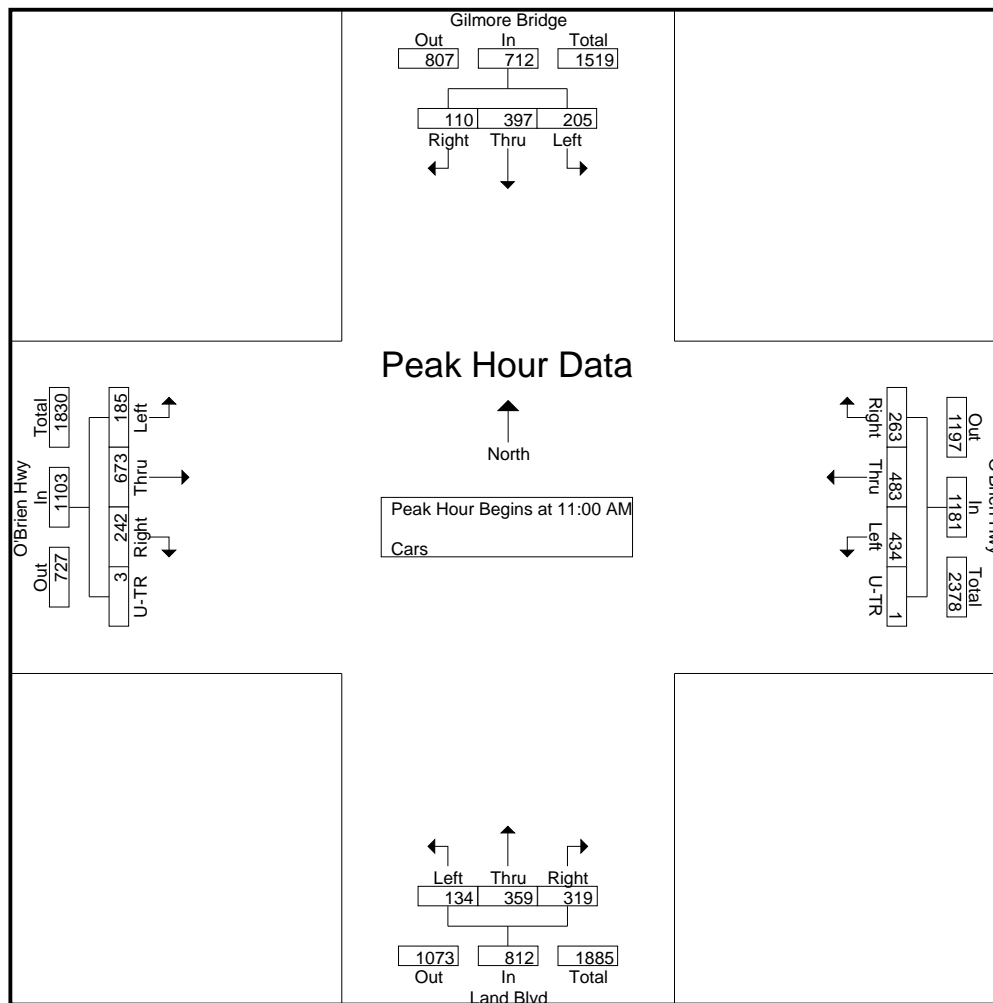
Accurate Counts

978-664-2565

N/S Street : Land Blvd / Gilmore Bridge
 E/W Street : Monsignor O'Brien Highway
 City/State : Cambridge, MA
 Weather : Clear

File Name : LG038C01
 Site Code : LG038C01
 Start Date : 5/20/2015
 Page No : 2

Start Time	Gilmore Bridge From North				O'Brien Hwy From East					Land Blvd From South				O'Brien Hwy From West					Int. Total
	Left	Thru	Right	App. Total	Left	Thru	Right	U-TR	App. Total	Left	Thru	Right	App. Total	Left	Thru	Right	U-TR	App. Total	
Peak Hour Analysis From 11:00 AM to 12:45 PM - Peak 1 of 1																			
Peak Hour for Entire Intersection Begins at 11:00 AM																			
11:00 AM	56	103	20	179	99	125	64	1	289	32	98	82	212	42	163	55	0	260	940
11:15 AM	64	118	32	214	99	115	63	0	277	40	70	80	190	46	173	64	1	284	965
11:30 AM	40	98	32	170	116	115	67	0	298	31	79	70	180	52	200	67	1	320	968
11:45 AM	45	78	26	149	120	128	69	0	317	31	112	87	230	45	137	56	1	239	935
Total Volume	205	397	110	712	434	483	263	1	1181	134	359	319	812	185	673	242	3	1103	3808
% App. Total	28.8	55.8	15.4		36.7	40.9	22.3	0.1		16.5	44.2	39.3		16.8	61	21.9	0.3		
PHF	.801	.841	.859	.832	.904	.943	.953	.250	.931	.838	.801	.917	.883	.889	.841	.903	.750	.862	.983



Peak Hour Analysis From 11:00 AM to 12:45 PM - Peak 1 of 1
 Peak Hour for Each Approach Begins at:

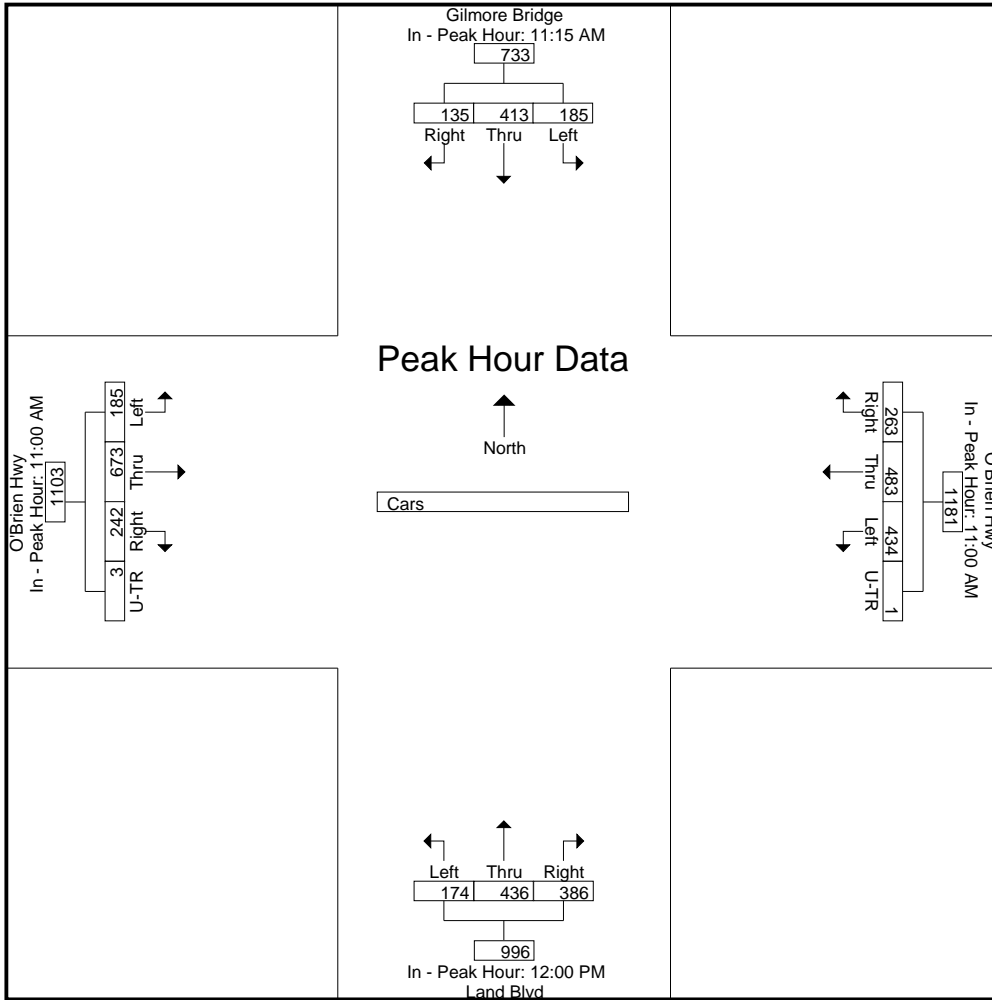
	11:15 AM				11:00 AM					12:00 PM				11:00 AM				
+0 mins.	64	118	32	214	99	125	64	1	289	52	114	87	253	42	163	55	0	260
+15 mins.	40	98	32	170	99	115	63	0	277	35	103	84	222	46	173	64	1	284
+30 mins.	45	78	26	149	116	115	67	0	298	47	110	104	261	52	200	67	1	320
+45 mins.	36	119	45	200	120	128	69	0	317	40	109	111	260	45	137	56	1	239
Total Volume	185	413	135	733	434	483	263	1	1181	174	436	386	996	185	673	242	3	1103
% App. Total	25.2	56.3	18.4		36.7	40.9	22.3	0.1		17.5	43.8	38.8		16.8	61	21.9	0.3	
PHF	.723	.868	.750	.856	.904	.943	.953	.250	.931	.837	.956	.869	.954	.889	.841	.903	.750	.862

Accurate Counts

978-664-2565

N/S Street : Land Blvd / Gilmore Bridge
 E/W Street : Monsignor O'Brien Highway
 City/State : Cambridge, MA
 Weather : Clear

File Name : LG038C01
 Site Code : LG038C01
 Start Date : 5/20/2015
 Page No : 3



Accurate Counts

978-664-2565

N/S Street : Land Blvd / Gilmore Bridge
 E/W Street : Monsignor O'Brien Highway
 City/State : Cambridge, MA
 Weather : Clear

File Name : LG038C01
 Site Code : LG038C01
 Start Date : 5/20/2015
 Page No : 1

Groups Printed- Trucks

Start Time	Gilmore Bridge From North			O'Brien Hwy From East				Land Blvd From South			O'Brien Hwy From West				Int. Total
	Left	Thru	Right	Left	Thru	Right	U-TR	Left	Thru	Right	Left	Thru	Right	U-TR	
11:00 AM	1	9	1	5	3	5	0	0	11	4	4	12	1	0	56
11:15 AM	2	7	3	3	4	5	0	1	2	4	2	4	0	0	37
11:30 AM	1	8	2	0	1	2	0	3	10	0	6	5	1	0	39
11:45 AM	3	7	5	3	2	1	0	0	7	6	2	4	2	0	42
Total	7	31	11	11	10	13	0	4	30	14	14	25	4	0	174
12:00 PM	3	13	3	6	1	1	0	0	5	5	5	9	1	0	52
12:15 PM	1	6	6	3	2	2	0	1	5	5	4	11	3	0	49
12:30 PM	1	7	0	4	2	3	0	0	5	5	2	4	1	0	34
12:45 PM	3	10	5	0	7	2	0	0	5	3	4	13	0	0	52
Total	8	36	14	13	12	8	0	1	20	18	15	37	5	0	187
Grand Total	15	67	25	24	22	21	0	5	50	32	29	62	9	0	361
Apprch %	14	62.6	23.4	35.8	32.8	31.3	0	5.7	57.5	36.8	29	62	9	0	
Total %	4.2	18.6	6.9	6.6	6.1	5.8	0	1.4	13.9	8.9	8	17.2	2.5	0	

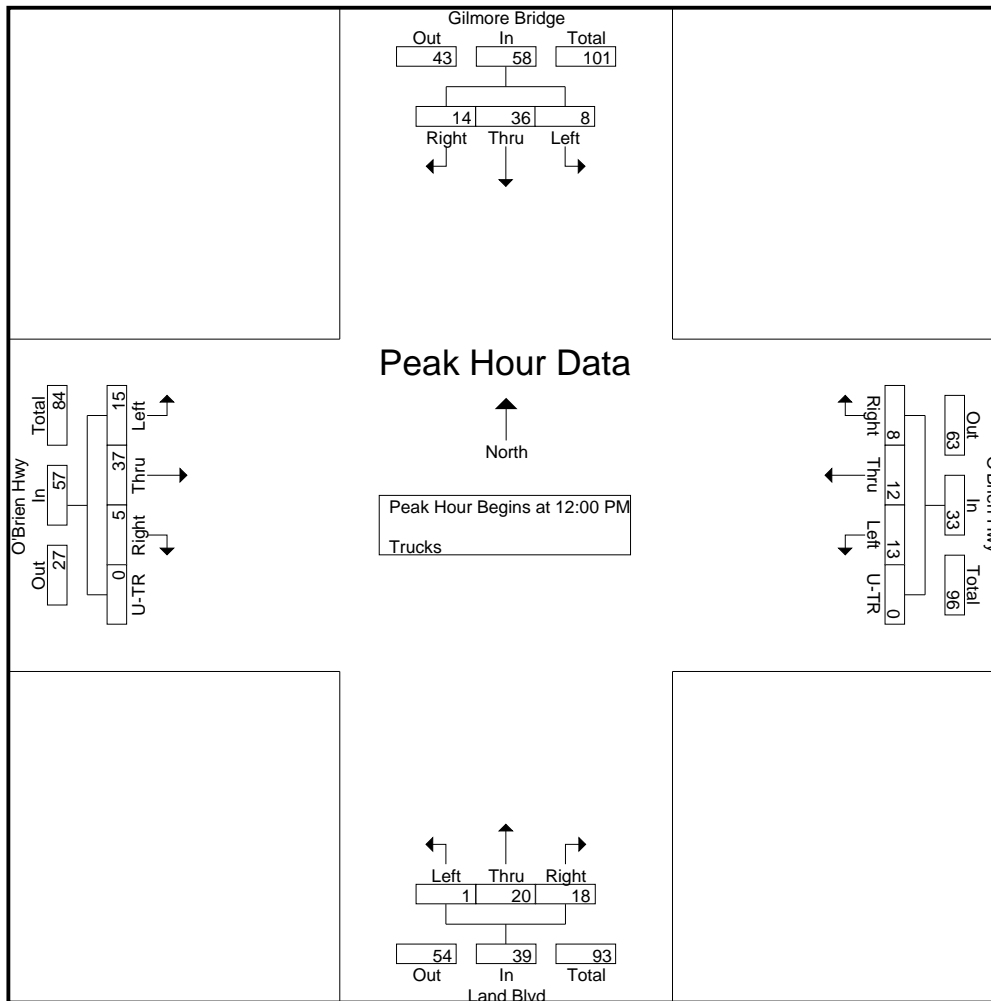
Accurate Counts

978-664-2565

N/S Street : Land Blvd / Gilmore Bridge
 E/W Street : Monsignor O'Brien Highway
 City/State : Cambridge, MA
 Weather : Clear

File Name : LG038C01
 Site Code : LG038C01
 Start Date : 5/20/2015
 Page No : 2

Start Time	Gilmore Bridge From North				O'Brien Hwy From East					Land Blvd From South				O'Brien Hwy From West					Int. Total
	Left	Thru	Right	App. Total	Left	Thru	Right	U-TR	App. Total	Left	Thru	Right	App. Total	Left	Thru	Right	U-TR	App. Total	
Peak Hour Analysis From 11:00 AM to 12:45 PM - Peak 1 of 1																			
Peak Hour for Entire Intersection Begins at 12:00 PM																			
12:00 PM	3	13	3	19	6	1	1	0	8	0	5	5	10	5	9	1	0	15	52
12:15 PM	1	6	6	13	3	2	2	0	7	1	5	5	11	4	11	3	0	18	49
12:30 PM	1	7	0	8	4	2	3	0	9	0	5	5	10	2	4	1	0	7	34
12:45 PM	3	10	5	18	0	7	2	0	9	0	5	3	8	4	13	0	0	17	52
Total Volume	8	36	14	58	13	12	8	0	33	1	20	18	39	15	37	5	0	57	187
% App. Total	13.8	62.1	24.1		39.4	36.4	24.2	0		2.6	51.3	46.2		26.3	64.9	8.8	0		
PHF	.667	.692	.583	.763	.542	.429	.667	.000	.917	.250	1.00	.900	.886	.750	.712	.417	.000	.792	.899



Peak Hour Analysis From 11:00 AM to 12:45 PM - Peak 1 of 1
 Peak Hour for Each Approach Begins at:

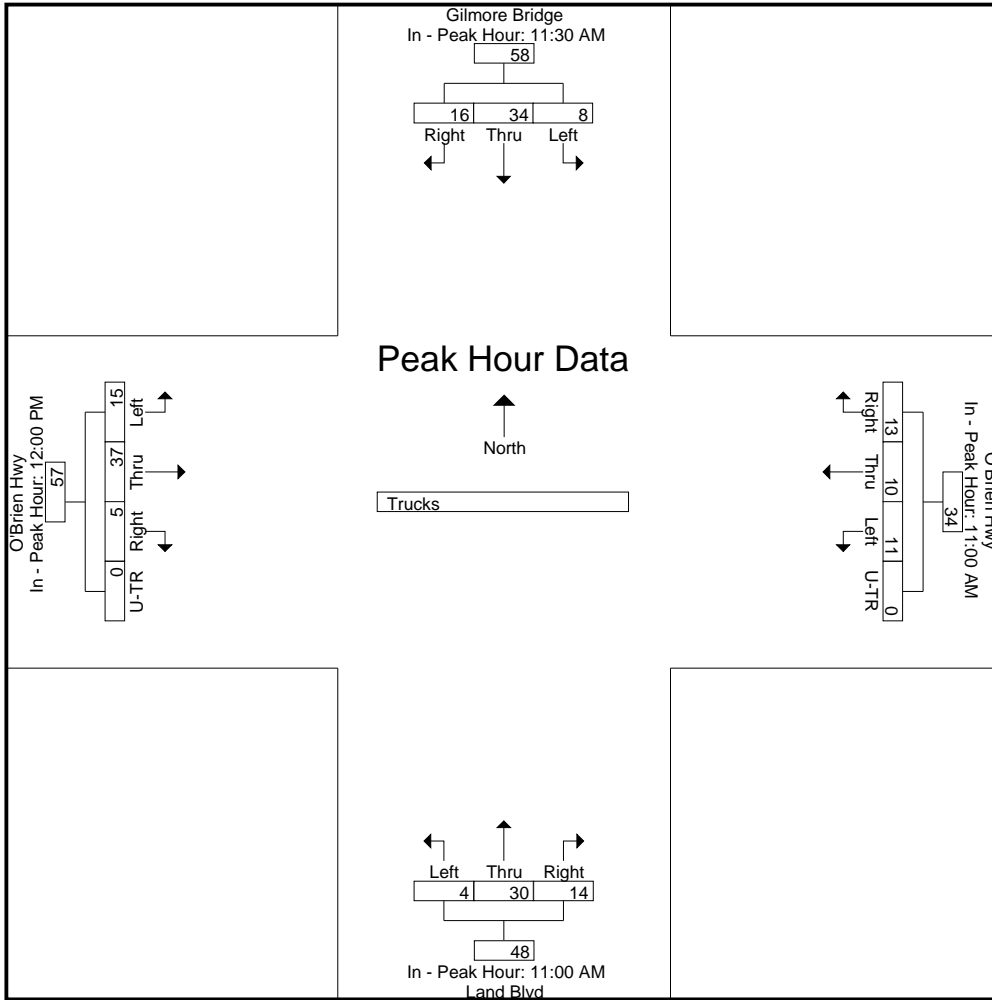
	11:30 AM				11:00 AM				11:00 AM				12:00 PM					
+0 mins.	1	8	2	11	5	3	5	0	13	0	11	4	15	5	9	1	0	15
+15 mins.	3	7	5	15	3	4	5	0	12	1	2	4	7	4	11	3	0	18
+30 mins.	3	13	3	19	0	1	2	0	3	3	10	0	13	2	4	1	0	7
+45 mins.	1	6	6	13	3	2	1	0	6	0	7	6	13	4	13	0	0	17
Total Volume	8	34	16	58	11	10	13	0	34	4	30	14	48	15	37	5	0	57
% App. Total	13.8	58.6	27.6		32.4	29.4	38.2	0		8.3	62.5	29.2		26.3	64.9	8.8	0	
PHF	.667	.654	.667	.763	.550	.625	.650	.000	.654	.333	.682	.583	.800	.750	.712	.417	.000	.792

Accurate Counts

978-664-2565

N/S Street : Land Blvd / Gilmore Bridge
 E/W Street : Monsignor O'Brien Highway
 City/State : Cambridge, MA
 Weather : Clear

File Name : LG038C01
 Site Code : LG038C01
 Start Date : 5/20/2015
 Page No : 3



Accurate Counts

978-664-2565

N/S Street : Land Blvd / Gilmore Bridge
 E/W Street : Monsignor O'Brien Highway
 City/State : Cambridge, MA
 Weather : Clear

File Name : LG038C01
 Site Code : LG038C01
 Start Date : 5/20/2015
 Page No : 1

Groups Printed- Bikes Peds

Start Time	Gilmore Bridge From North				O'Brien Hwy From East				Land Blvd From South				O'Brien Hwy From West				Exclu. Total	Inclu. Total	Int. Total
	Left	Thru	Right	Peds	Left	Thru	Right	Peds	Left	Thru	Right	Peds	Left	Thru	Right	Peds			
11:00 AM	2	2	0	1	0	0	1	0	0	0	1	12	0	6	0	6	19	12	31
11:15 AM	0	1	0	3	1	2	0	0	1	0	0	21	1	0	0	15	39	6	45
11:30 AM	1	0	0	4	1	4	0	0	0	0	0	9	0	4	0	13	26	10	36
11:45 AM	0	1	1	1	1	1	2	0	0	3	1	23	0	8	0	17	41	18	59
Total	3	4	1	9	3	7	3	0	1	3	2	65	1	18	0	51	125	46	171
12:00 PM	0	0	0	6	3	0	0	0	0	1	3	19	0	3	0	11	36	10	46
12:15 PM	0	0	1	9	1	3	0	0	0	1	0	31	0	6	0	22	62	12	74
12:30 PM	0	0	0	5	1	2	0	0	0	0	0	26	0	2	0	23	54	5	59
12:45 PM	0	0	1	18	1	3	1	0	0	2	2	12	0	0	0	17	47	10	57
Total	0	0	2	38	6	8	1	0	0	4	5	88	0	11	0	73	199	37	236
Grand Total	3	4	3	47	9	15	4	0	1	7	7	153	1	29	0	124	324	83	407
Apprch %	30	40	30		32.1	53.6	14.3		6.7	46.7	46.7		3.3	96.7	0				
Total %	3.6	4.8	3.6		10.8	18.1	4.8		1.2	8.4	8.4		1.2	34.9	0		79.6	20.4	

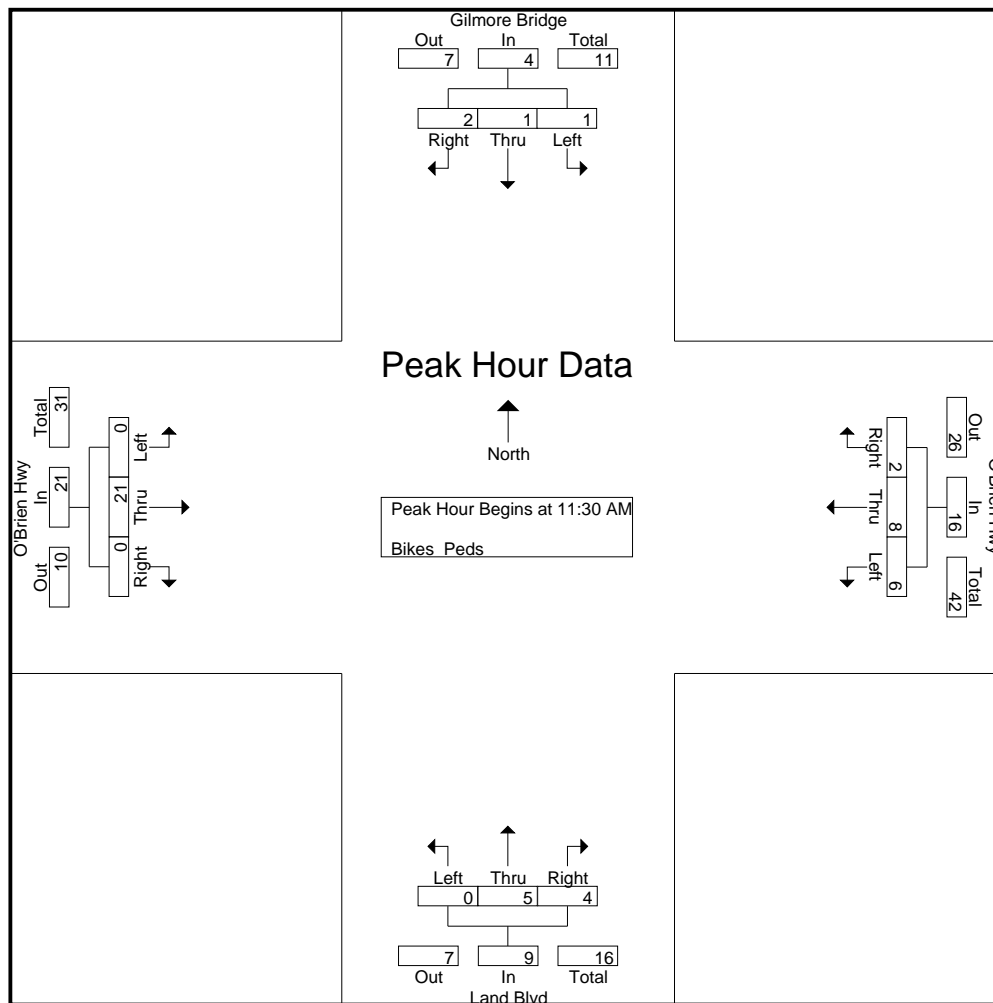
Accurate Counts

978-664-2565

N/S Street : Land Blvd / Gilmore Bridge
 E/W Street : Monsignor O'Brien Highway
 City/State : Cambridge, MA
 Weather : Clear

File Name : LG038C01
 Site Code : LG038C01
 Start Date : 5/20/2015
 Page No : 2

Start Time	Gilmore Bridge From North				O'Brien Hwy From East				Land Blvd From South				O'Brien Hwy From West				Int. Total
	Left	Thru	Right	App. Total	Left	Thru	Right	App. Total	Left	Thru	Right	App. Total	Left	Thru	Right	App. Total	
Peak Hour Analysis From 11:00 AM to 12:45 PM - Peak 1 of 1																	
Peak Hour for Entire Intersection Begins at 11:30 AM																	
11:30 AM	1	0	0	1	1	4	0	5	0	0	0	0	0	4	0	4	10
11:45 AM	0	1	1	2	1	1	2	4	0	3	1	4	0	8	0	8	18
12:00 PM	0	0	0	0	3	0	0	3	0	1	3	4	0	3	0	3	10
12:15 PM	0	0	1	1	1	3	0	4	0	1	0	1	0	6	0	6	12
Total Volume	1	1	2	4	6	8	2	16	0	5	4	9	0	21	0	21	50
% App. Total	25	25	50		37.5	50	12.5		0	55.6	44.4		0	100	0		
PHF	.250	.250	.500	.500	.500	.500	.250	.800	.000	.417	.333	.563	.000	.656	.000	.656	.694



Peak Hour Analysis From 11:00 AM to 12:45 PM - Peak 1 of 1
 Peak Hour for Each Approach Begins at:

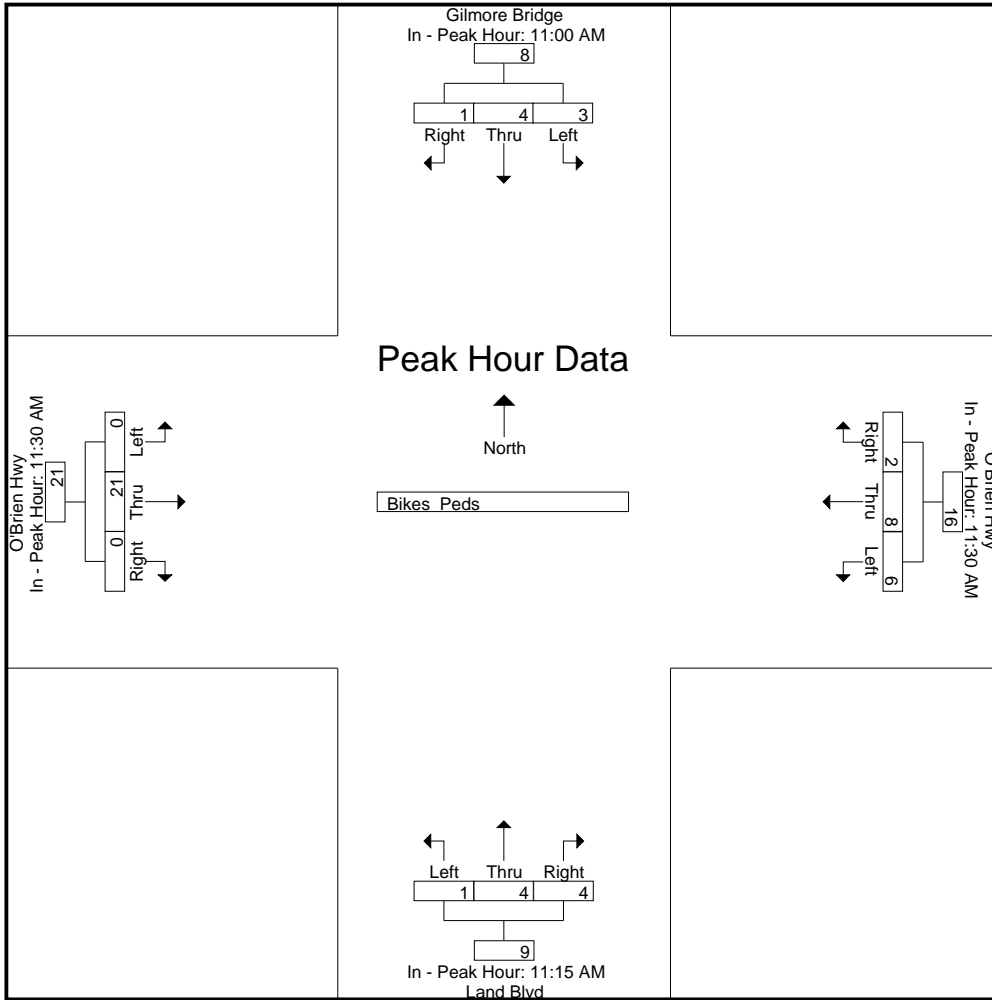
	11:00 AM				11:30 AM				11:15 AM				11:30 AM			
+0 mins.	2	2	0	4	1	4	0	5	1	0	0	1	0	4	0	4
+15 mins.	0	1	0	1	1	1	2	4	0	0	0	0	0	8	0	8
+30 mins.	1	0	0	1	3	0	0	3	0	3	1	4	0	3	0	3
+45 mins.	0	1	1	2	1	3	0	4	0	1	3	4	0	6	0	6
Total Volume	3	4	1	8	6	8	2	16	1	4	4	9	0	21	0	21
% App. Total	37.5	50	12.5		37.5	50	12.5		11.1	44.4	44.4		0	100	0	
PHF	.375	.500	.250	.500	.500	.500	.250	.800	.250	.333	.333	.563	.000	.656	.000	.656

Accurate Counts

978-664-2565

N/S Street : Land Blvd / Gilmore Bridge
 E/W Street : Monsignor O'Brien Highway
 City/State : Cambridge, MA
 Weather : Clear

File Name : LG038C01
 Site Code : LG038C01
 Start Date : 5/20/2015
 Page No : 3



Accurate Counts

978-664-2565

N/S Street : Land Blvd / Gilmore Bridge
 E/W Street : Monsignor O'Brien Highway
 City/State : Cambridge, MA
 Weather : Clear

File Name : LG038C01
 Site Code : LG038C01
 Start Date : 5/20/2015
 Page No : 1

Groups Printed- Cars - Trucks - Bikes Peds

Start Time	Gilmore Bridge From North			O'Brien Hwy From East				Land Blvd From South			O'Brien Hwy From West				Int. Total
	Left	Thru	Right	Left	Thru	Right	Peds	Left	Thru	Right	Left	Thru	Right	Peds	
04:00 PM	44	118	27	77	112	68	2	35	160	72	88	96	41	35	975
04:15 PM	44	98	20	105	152	94	0	52	254	100	103	148	56	20	1246
04:30 PM	59	111	27	87	145	98	0	48	222	83	126	164	61	15	1246
04:45 PM	51	106	17	125	153	83	0	58	244	92	95	138	66	27	1255
Total	198	433	91	394	562	343	2	193	880	347	412	546	224	97	4722
05:00 PM	54	113	22	111	123	113	0	66	215	86	116	176	71	30	1296
05:15 PM	48	87	30	126	161	79	0	63	228	75	96	111	59	30	1193
05:30 PM	41	121	27	104	139	86	0	62	187	63	99	121	48	33	1131
05:45 PM	49	97	22	114	146	88	0	38	239	79	97	114	49	29	1161
Total	192	418	101	455	569	366	0	229	869	303	408	522	227	122	4781
Grand Total	390	851	192	849	1131	709	2	422	1749	650	820	1068	451	219	9503
Apprch %	27.2	59.4	13.4	31.5	42	26.3	0.1	15	62	23	32.1	41.8	17.6	8.6	
Total %	4.1	9	2	8.9	11.9	7.5	0	4.4	18.4	6.8	8.6	11.2	4.7	2.3	
Cars	379	824	176	829	1034	689	1	413	1714	639	816	1005	449	8	8976
% Cars	97.2	96.8	91.7	97.6	91.4	97.2	50	97.9	98	98.3	99.5	94.1	99.6	3.7	94.5
Trucks	7	14	10	10	13	13	0	6	20	5	3	17	2	0	120
% Trucks	1.8	1.6	5.2	1.2	1.1	1.8	0	1.4	1.1	0.8	0.4	1.6	0.4	0	1.3
Bikes Peds	4	13	6	10	84	7	1	3	15	6	1	46	0	211	407
% Bikes Peds	1	1.5	3.1	1.2	7.4	1	50	0.7	0.9	0.9	0.1	4.3	0	96.3	4.3

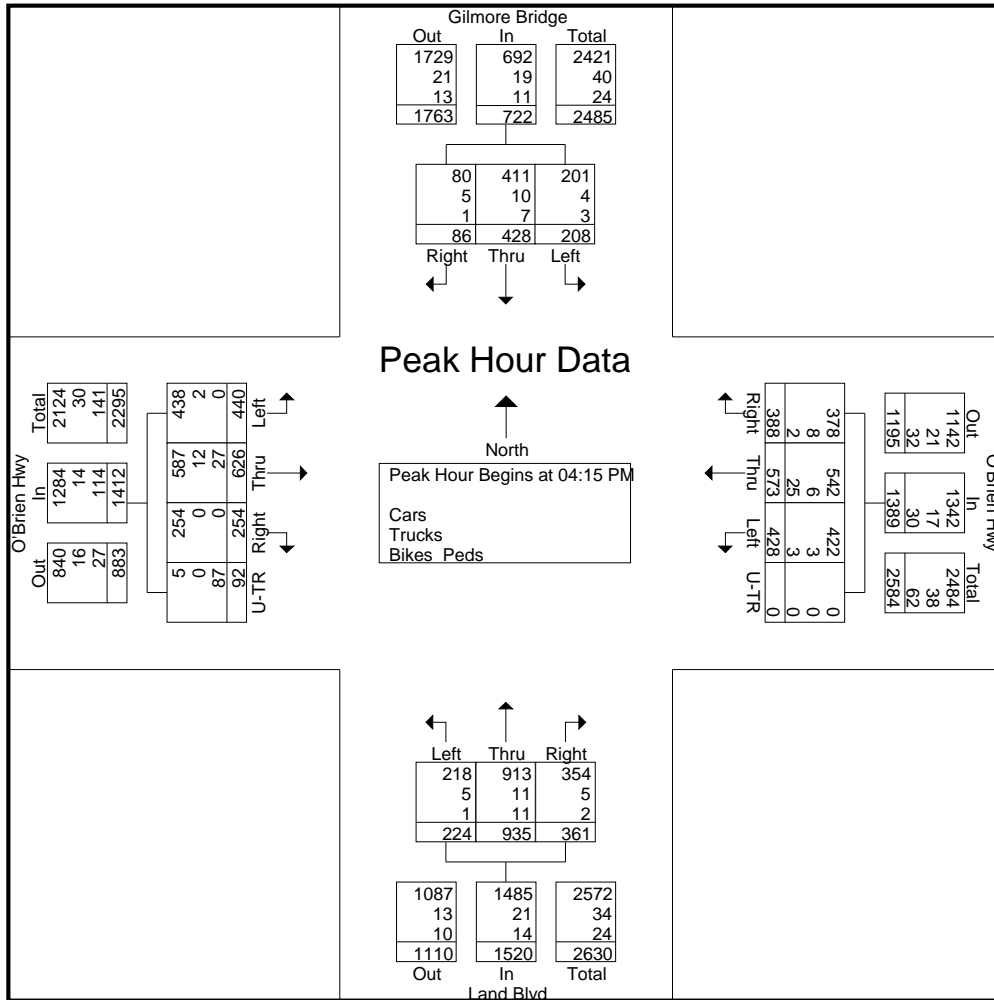
Accurate Counts

978-664-2565

N/S Street : Land Blvd / Gilmore Bridge
 E/W Street : Monsignor O'Brien Highway
 City/State : Cambridge, MA
 Weather : Clear

File Name : LG038C01
 Site Code : LG038C01
 Start Date : 5/20/2015
 Page No : 2

Start Time	Gilmore Bridge From North				O'Brien Hwy From East					Land Blvd From South				O'Brien Hwy From West					Int. Total
	Left	Thru	Right	App. Total	Left	Thru	Right	Peds	App. Total	Left	Thru	Right	App. Total	Left	Thru	Right	Peds	App. Total	
Peak Hour Analysis From 04:00 PM to 05:45 PM - Peak 1 of 1																			
Peak Hour for Entire Intersection Begins at 04:15 PM																			
04:15 PM	44	98	20	162	105	152	94	0	351	52	254	100	406	103	148	56	20	327	1246
04:30 PM	59	111	27	197	87	145	98	0	330	48	222	83	353	126	164	61	15	366	1246
04:45 PM	51	106	17	174	125	153	83	0	361	58	244	92	394	95	138	66	27	326	1255
05:00 PM	54	113	22	189	111	123	113	0	347	66	215	86	367	116	176	71	30	393	1296
Total Volume	208	428	86	722	428	573	388	0	1389	224	935	361	1520	440	626	254	92	1412	5043
% App. Total	28.8	59.3	11.9		30.8	41.3	27.9	0		14.7	61.5	23.8		31.2	44.3	18	6.5		
PHF	.881	.947	.796	.916	.856	.936	.858	.000	.962	.848	.920	.903	.936	.873	.889	.894	.767	.898	.973
Cars	201	411	80	692	422	542	378	0	1342	218	913	354	1485	438	587	254	5	1284	4803
% Cars	96.6	96.0	93.0	95.8	98.6	94.6	97.4	0	96.6	97.3	97.6	98.1	97.7	99.5	93.8	100	5.4	90.9	95.2
Trucks	4	10	5	19	3	6	8	0	17	5	11	5	21	2	12	0	0	14	71
% Trucks	1.9	2.3	5.8	2.6	0.7	1.0	2.1	0	1.2	2.2	1.2	1.4	1.4	0.5	1.9	0	0	1.0	1.4
Bikes Peds	3	7	1	11	3	25	2	0	30	1	11	2	14	0	27	0	87	114	169
% Bikes Peds	1.4	1.6	1.2	1.5	0.7	4.4	0.5	0	2.2	0.4	1.2	0.6	0.9	0	4.3	0	94.6	8.1	3.4



Accurate Counts

978-664-2565

N/S Street : Land Blvd / Gilmore Bridge
 E/W Street : Monsignor O'Brien Highway
 City/State : Cambridge, MA
 Weather : Clear

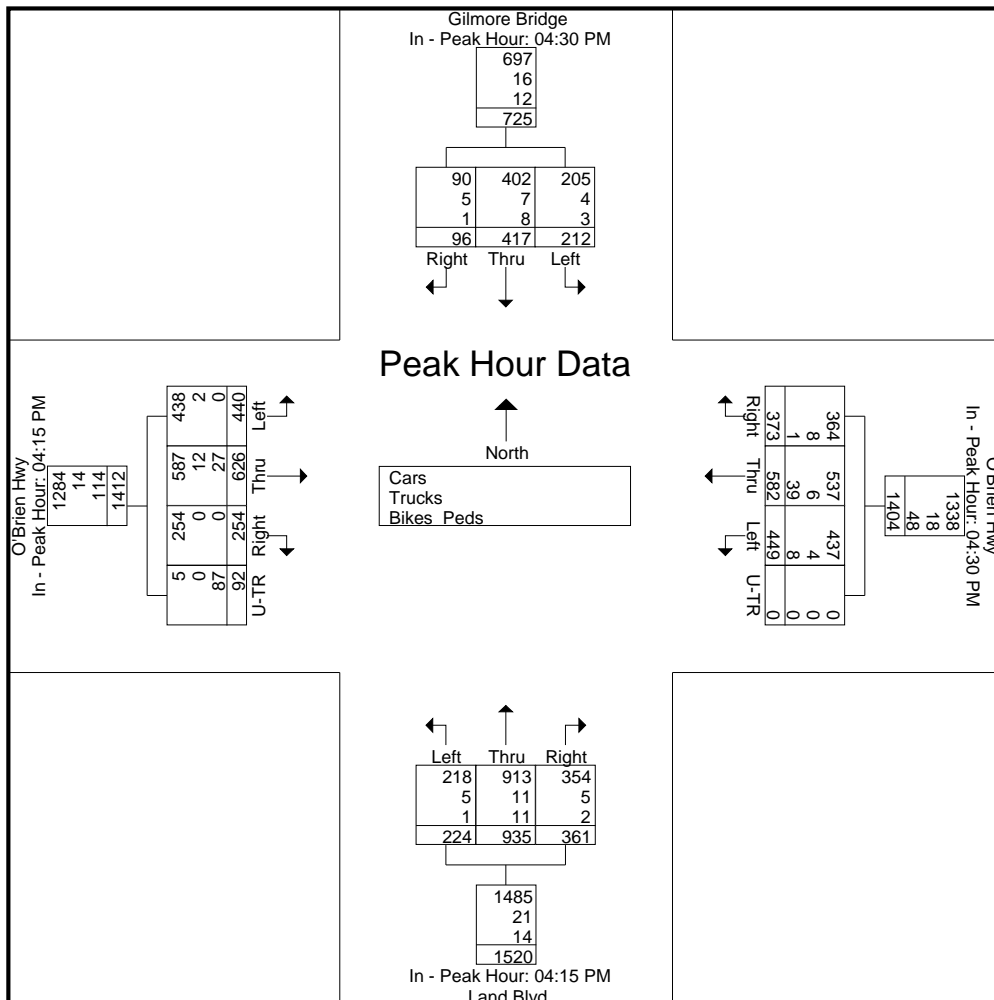
File Name : LG038C01
 Site Code : LG038C01
 Start Date : 5/20/2015
 Page No : 3

Start Time	Gilmore Bridge From North				O'Brien Hwy From East					Land Blvd From South				O'Brien Hwy From West					Int. Total
	Left	Thru	Right	App. Total	Left	Thru	Right	Peds	App. Total	Left	Thru	Right	App. Total	Left	Thru	Right	Peds	App. Total	

Peak Hour Analysis From 04:00 PM to 05:45 PM - Peak 1 of 1

Peak Hour for Each Approach Begins at:

	04:30 PM				04:30 PM					04:15 PM				04:15 PM				
+0 mins.	59	111	27	197	87	145	98	0	330	52	254	100	406	103	148	56	20	327
+15 mins.	51	106	17	174	125	153	83	0	361	48	222	83	353	126	164	61	15	366
+30 mins.	54	113	22	189	111	123	113	0	347	58	244	92	394	95	138	66	27	326
+45 mins.	48	87	30	165	126	161	79	0	366	66	215	86	367	116	176	71	30	393
Total Volume	212	417	96	725	449	582	373	0	1404	224	935	361	1520	440	626	254	92	1412
% App. Total	29.2	57.5	13.2		32	41.5	26.6	0		14.7	61.5	23.8		31.2	44.3	18	6.5	
PHF	.898	.923	.800	.920	.891	.904	.825	.000	.959	.848	.920	.903	.936	.873	.889	.894	.767	.898
Cars	205	402	90	697	437	537	364	0	1338	218	913	354	1485	438	587	254	5	1284
% Cars	96.7	96.4	93.8	96.1	97.3	92.3	97.6	0	95.3	97.3	97.6	98.1	97.7	99.5	93.8	100	5.4	90.9
Trucks	4	7	5	16	4	6	8	0	18	5	11	5	21	2	12	0	0	14
% Trucks	1.9	1.7	5.2	2.2	0.9	1	2.1	0	1.3	2.2	1.2	1.4	1.4	0.5	1.9	0	0	1
Bikes Peds	3	8	1	12	8	39	1	0	48	1	11	2	14	0	27	0	87	114
% Bikes Peds	1.4	1.9	1	1.7	1.8	6.7	0.3	0	3.4	0.4	1.2	0.6	0.9	0	4.3	0	94.6	8.1



Accurate Counts

978-664-2565

N/S Street : Land Blvd / Gilmore Bridge
 E/W Street : Monsignor O'Brien Highway
 City/State : Cambridge, MA
 Weather : Clear

File Name : LG038C01
 Site Code : LG038C01
 Start Date : 5/20/2015
 Page No : 1

Groups Printed- Cars

Start Time	Gilmore Bridge From North			O'Brien Hwy From East				Land Blvd From South			O'Brien Hwy From West				Int. Total
	Left	Thru	Right	Left	Thru	Right	U-TR	Left	Thru	Right	Left	Thru	Right	U-TR	
04:00 PM	42	116	23	72	102	66	1	34	157	72	86	91	39	1	902
04:15 PM	43	95	19	102	144	90	0	50	246	97	101	135	56	0	1178
04:30 PM	57	106	25	86	138	96	0	48	216	81	126	156	61	1	1197
04:45 PM	50	104	15	124	148	82	0	58	237	91	95	133	66	2	1205
Total	192	421	82	384	532	334	1	190	856	341	408	515	222	4	4482
05:00 PM	51	106	21	110	112	110	0	62	214	85	116	163	71	2	1223
05:15 PM	47	86	29	117	139	76	0	62	221	74	96	105	59	1	1112
05:30 PM	41	119	24	104	119	84	0	62	185	63	99	116	48	0	1064
05:45 PM	48	92	20	114	132	85	0	37	238	76	97	106	49	1	1095
Total	187	403	94	445	502	355	0	223	858	298	408	490	227	4	4494
Grand Total	379	824	176	829	1034	689	1	413	1714	639	816	1005	449	8	8976
Apprch %	27.5	59.8	12.8	32.5	40.5	27	0	14.9	62	23.1	35.8	44.1	19.7	0.4	
Total %	4.2	9.2	2	9.2	11.5	7.7	0	4.6	19.1	7.1	9.1	11.2	5	0.1	

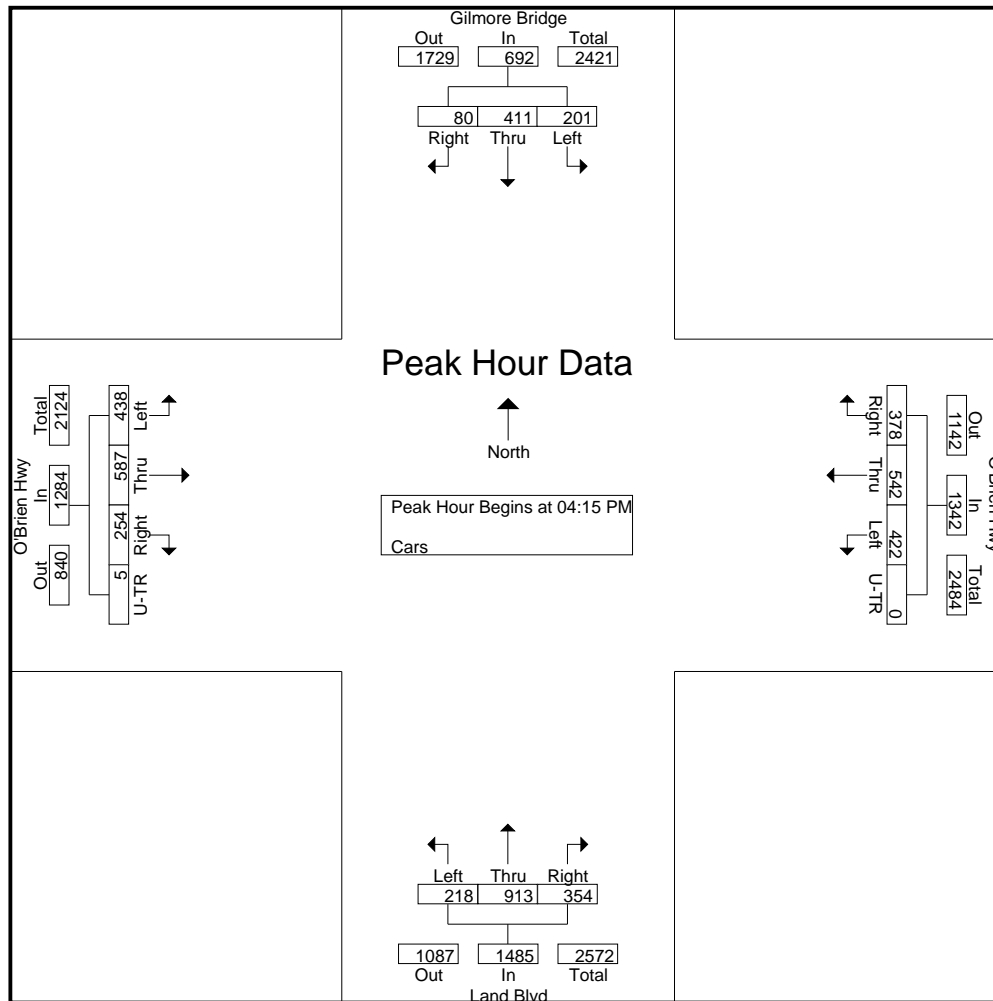
Accurate Counts

978-664-2565

N/S Street : Land Blvd / Gilmore Bridge
 E/W Street : Monsignor O'Brien Highway
 City/State : Cambridge, MA
 Weather : Clear

File Name : LG038C01
 Site Code : LG038C01
 Start Date : 5/20/2015
 Page No : 2

Start Time	Gilmore Bridge From North				O'Brien Hwy From East					Land Blvd From South				O'Brien Hwy From West					Int. Total
	Left	Thru	Right	App. Total	Left	Thru	Right	U-TR	App. Total	Left	Thru	Right	App. Total	Left	Thru	Right	U-TR	App. Total	
Peak Hour Analysis From 04:00 PM to 05:45 PM - Peak 1 of 1																			
Peak Hour for Entire Intersection Begins at 04:15 PM																			
04:15 PM	43	95	19	157	102	144	90	0	336	50	246	97	393	101	135	56	0	292	1178
04:30 PM	57	106	25	188	86	138	96	0	320	48	216	81	345	126	156	61	1	344	1197
04:45 PM	50	104	15	169	124	148	82	0	354	58	237	91	386	95	133	66	2	296	1205
05:00 PM	51	106	21	178	110	112	110	0	332	62	214	85	361	116	163	71	2	352	1223
Total Volume	201	411	80	692	422	542	378	0	1342	218	913	354	1485	438	587	254	5	1284	4803
% App. Total	29	59.4	11.6		31.4	40.4	28.2	0		14.7	61.5	23.8		34.1	45.7	19.8	0.4		
PHF	.882	.969	.800	.920	.851	.916	.859	.000	.948	.879	.928	.912	.945	.869	.900	.894	.625	.912	.982



Peak Hour Analysis From 04:00 PM to 05:45 PM - Peak 1 of 1
 Peak Hour for Each Approach Begins at:

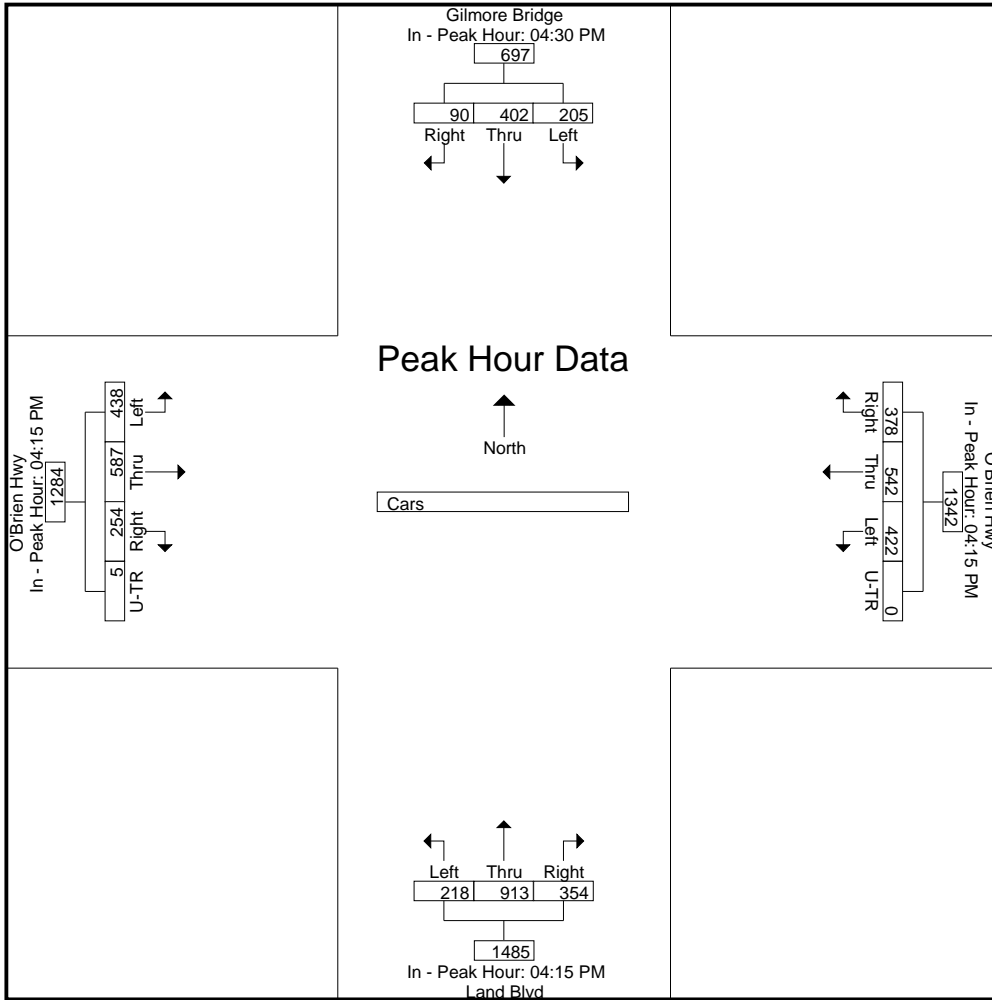
	04:30 PM				04:15 PM					04:15 PM				04:15 PM				
+0 mins.	57	106	25	188	102	144	90	0	336	50	246	97	393	101	135	56	0	292
+15 mins.	50	104	15	169	86	138	96	0	320	48	216	81	345	126	156	61	1	344
+30 mins.	51	106	21	178	124	148	82	0	354	58	237	91	386	95	133	66	2	296
+45 mins.	47	86	29	162	110	112	110	0	332	62	214	85	361	116	163	71	2	352
Total Volume	205	402	90	697	422	542	378	0	1342	218	913	354	1485	438	587	254	5	1284
% App. Total	29.4	57.7	12.9		31.4	40.4	28.2	0		14.7	61.5	23.8		34.1	45.7	19.8	0.4	
PHF	.899	.948	.776	.927	.851	.916	.859	.000	.948	.879	.928	.912	.945	.869	.900	.894	.625	.912

Accurate Counts

978-664-2565

N/S Street : Land Blvd / Gilmore Bridge
 E/W Street : Monsignor O'Brien Highway
 City/State : Cambridge, MA
 Weather : Clear

File Name : LG038C01
 Site Code : LG038C01
 Start Date : 5/20/2015
 Page No : 3



Accurate Counts

978-664-2565

N/S Street : Land Blvd / Gilmore Bridge
 E/W Street : Monsignor O'Brien Highway
 City/State : Cambridge, MA
 Weather : Clear

File Name : LG038C01
 Site Code : LG038C01
 Start Date : 5/20/2015
 Page No : 1

Groups Printed- Trucks

Start Time	Gilmore Bridge From North			O'Brien Hwy From East				Land Blvd From South			O'Brien Hwy From West				Int. Total
	Left	Thru	Right	Left	Thru	Right	U-TR	Left	Thru	Right	Left	Thru	Right	U-TR	
04:00 PM	2	1	3	4	3	2	0	0	3	0	1	2	2	0	23
04:15 PM	0	3	1	2	2	2	0	1	5	3	2	6	0	0	27
04:30 PM	2	4	2	0	1	2	0	0	3	0	0	1	0	0	15
04:45 PM	0	1	1	1	1	1	0	0	3	1	0	4	0	0	13
Total	4	9	7	7	7	7	0	1	14	4	3	13	2	0	78
05:00 PM	2	2	1	0	2	3	0	4	0	1	0	1	0	0	16
05:15 PM	0	0	1	3	2	2	0	0	3	0	0	1	0	0	12
05:30 PM	0	2	1	0	1	0	0	0	2	0	0	0	0	0	6
05:45 PM	1	1	0	0	1	1	0	1	1	0	0	2	0	0	8
Total	3	5	3	3	6	6	0	5	6	1	0	4	0	0	42
Grand Total	7	14	10	10	13	13	0	6	20	5	3	17	2	0	120
Apprch %	22.6	45.2	32.3	27.8	36.1	36.1	0	19.4	64.5	16.1	13.6	77.3	9.1	0	
Total %	5.8	11.7	8.3	8.3	10.8	10.8	0	5	16.7	4.2	2.5	14.2	1.7	0	

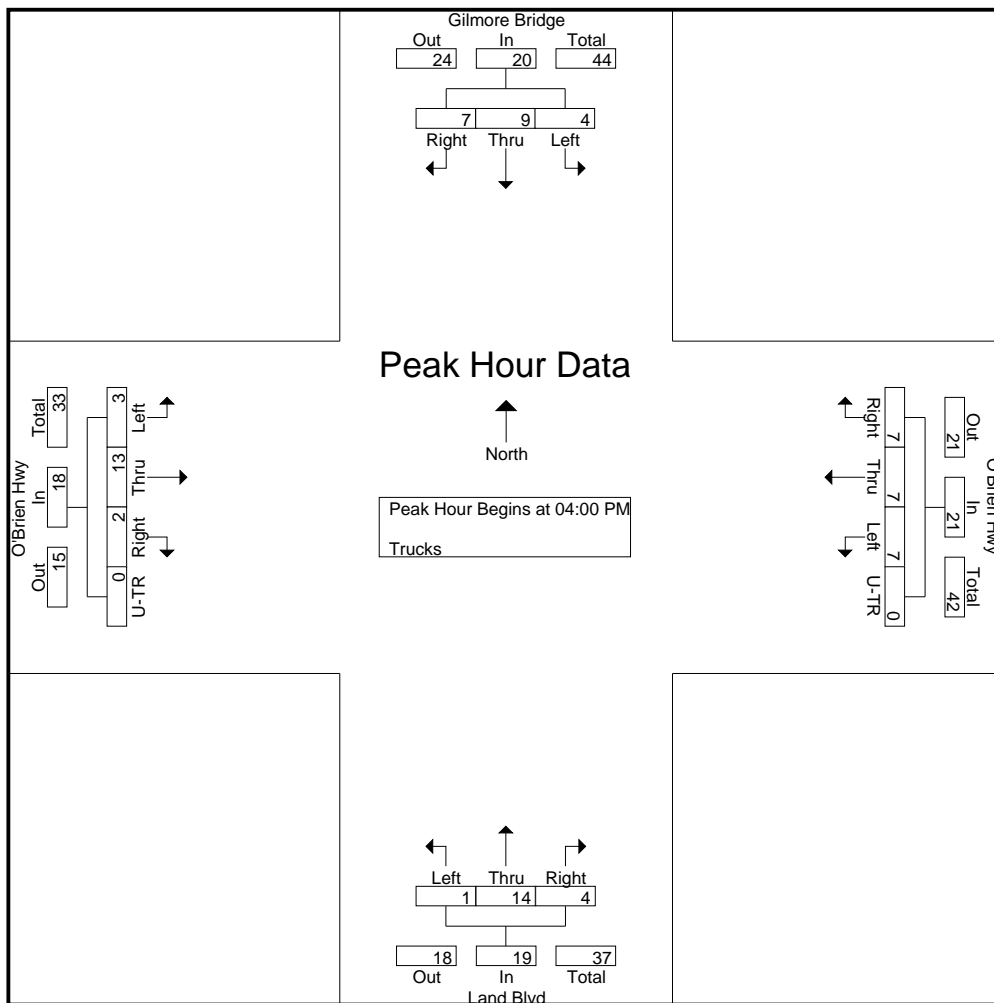
Accurate Counts

978-664-2565

N/S Street : Land Blvd / Gilmore Bridge
 E/W Street : Monsignor O'Brien Highway
 City/State : Cambridge, MA
 Weather : Clear

File Name : LG038C01
 Site Code : LG038C01
 Start Date : 5/20/2015
 Page No : 2

Start Time	Gilmore Bridge From North				O'Brien Hwy From East					Land Blvd From South				O'Brien Hwy From West					Int. Total
	Left	Thru	Right	App. Total	Left	Thru	Right	U-TR	App. Total	Left	Thru	Right	App. Total	Left	Thru	Right	U-TR	App. Total	
Peak Hour Analysis From 04:00 PM to 05:45 PM - Peak 1 of 1																			
Peak Hour for Entire Intersection Begins at 04:00 PM																			
04:00 PM	2	1	3	6	4	3	2	0	9	0	3	0	3	1	2	2	0	5	23
04:15 PM	0	3	1	4	2	2	2	0	6	1	5	3	9	2	6	0	0	8	27
04:30 PM	2	4	2	8	0	1	2	0	3	0	3	0	3	0	1	0	0	1	15
04:45 PM	0	1	1	2	1	1	1	0	3	0	3	1	4	0	4	0	0	4	13
Total Volume	4	9	7	20	7	7	7	0	21	1	14	4	19	3	13	2	0	18	78
% App. Total	20	45	35		33.3	33.3	33.3	0		5.3	73.7	21.1		16.7	72.2	11.1	0		
PHF	.500	.563	.583	.625	.438	.583	.875	.000	.583	.250	.700	.333	.528	.375	.542	.250	.000	.563	.722



Peak Hour Analysis From 04:00 PM to 05:45 PM - Peak 1 of 1
 Peak Hour for Each Approach Begins at:

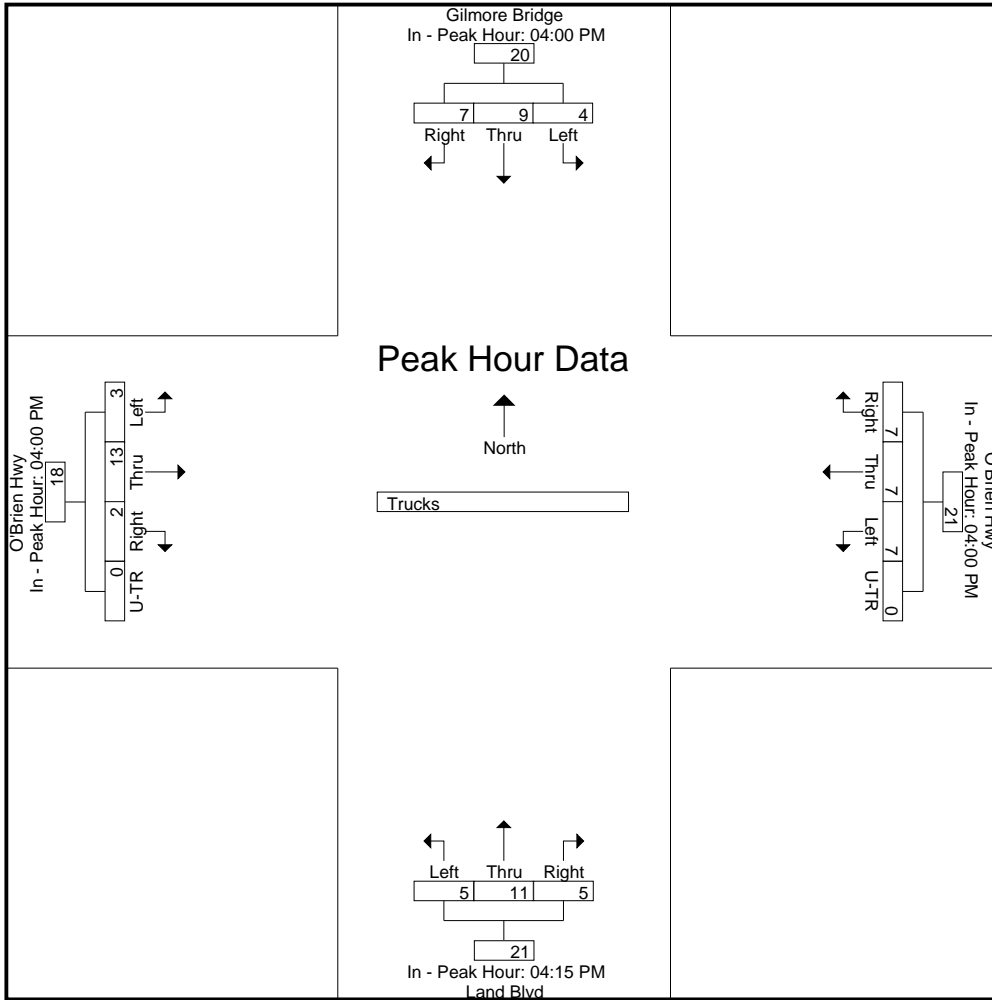
	04:00 PM				04:00 PM					04:15 PM				04:00 PM				
+0 mins.	2	1	3	6	4	3	2	0	9	1	5	3	9	1	2	2	0	5
+15 mins.	0	3	1	4	2	2	2	0	6	0	3	0	3	2	6	0	0	8
+30 mins.	2	4	2	8	0	1	2	0	3	0	3	1	4	0	1	0	0	1
+45 mins.	0	1	1	2	1	1	1	0	3	4	0	1	5	0	4	0	0	4
Total Volume	4	9	7	20	7	7	7	0	21	5	11	5	21	3	13	2	0	18
% App. Total	20	45	35		33.3	33.3	33.3	0		23.8	52.4	23.8		16.7	72.2	11.1	0	
PHF	.500	.563	.583	.625	.438	.583	.875	.000	.583	.313	.550	.417	.583	.375	.542	.250	.000	.563

Accurate Counts

978-664-2565

N/S Street : Land Blvd / Gilmore Bridge
 E/W Street : Monsignor O'Brien Highway
 City/State : Cambridge, MA
 Weather : Clear

File Name : LG038C01
 Site Code : LG038C01
 Start Date : 5/20/2015
 Page No : 3



Accurate Counts

978-664-2565

N/S Street : Land Blvd / Gilmore Bridge
 E/W Street : Monsignor O'Brien Highway
 City/State : Cambridge, MA
 Weather : Clear

File Name : LG038C01
 Site Code : LG038C01
 Start Date : 5/20/2015
 Page No : 1

Groups Printed- Bikes Peds

Start Time	Gilmore Bridge From North				O'Brien Hwy From East				Land Blvd From South				O'Brien Hwy From West				Exclu. Total	Inclu. Total	Int. Total
	Left	Thru	Right	Peds	Left	Thru	Right	Peds	Left	Thru	Right	Peds	Left	Thru	Right	Peds			
04:00 PM	0	1	1	2	1	7	0	1	1	0	0	25	1	3	0	34	62	15	77
04:15 PM	1	0	0	12	1	6	2	0	1	3	0	18	0	7	0	20	50	21	71
04:30 PM	0	1	0	7	1	6	0	0	0	3	2	37	0	7	0	14	58	20	78
04:45 PM	1	1	1	4	0	4	0	0	0	4	0	30	0	1	0	25	59	12	71
Total	2	3	2	25	3	23	2	1	2	10	2	110	1	18	0	93	229	68	297
05:00 PM	1	5	0	3	1	9	0	0	0	1	0	56	0	12	0	28	87	29	116
05:15 PM	1	1	0	9	6	20	1	0	1	4	1	48	0	5	0	29	86	40	126
05:30 PM	0	0	2	2	0	19	2	0	0	0	0	49	0	5	0	33	84	28	112
05:45 PM	0	4	2	23	0	13	2	0	0	0	3	37	0	6	0	28	88	30	118
Total	2	10	4	37	7	61	5	0	1	5	4	190	0	28	0	118	345	127	472
Grand Total	4	13	6	62	10	84	7	1	3	15	6	300	1	46	0	211	574	195	769
Apprch %	17.4	56.5	26.1		9.9	83.2	6.9		12.5	62.5	25		2.1	97.9	0				
Total %	2.1	6.7	3.1		5.1	43.1	3.6		1.5	7.7	3.1		0.5	23.6	0		74.6	25.4	

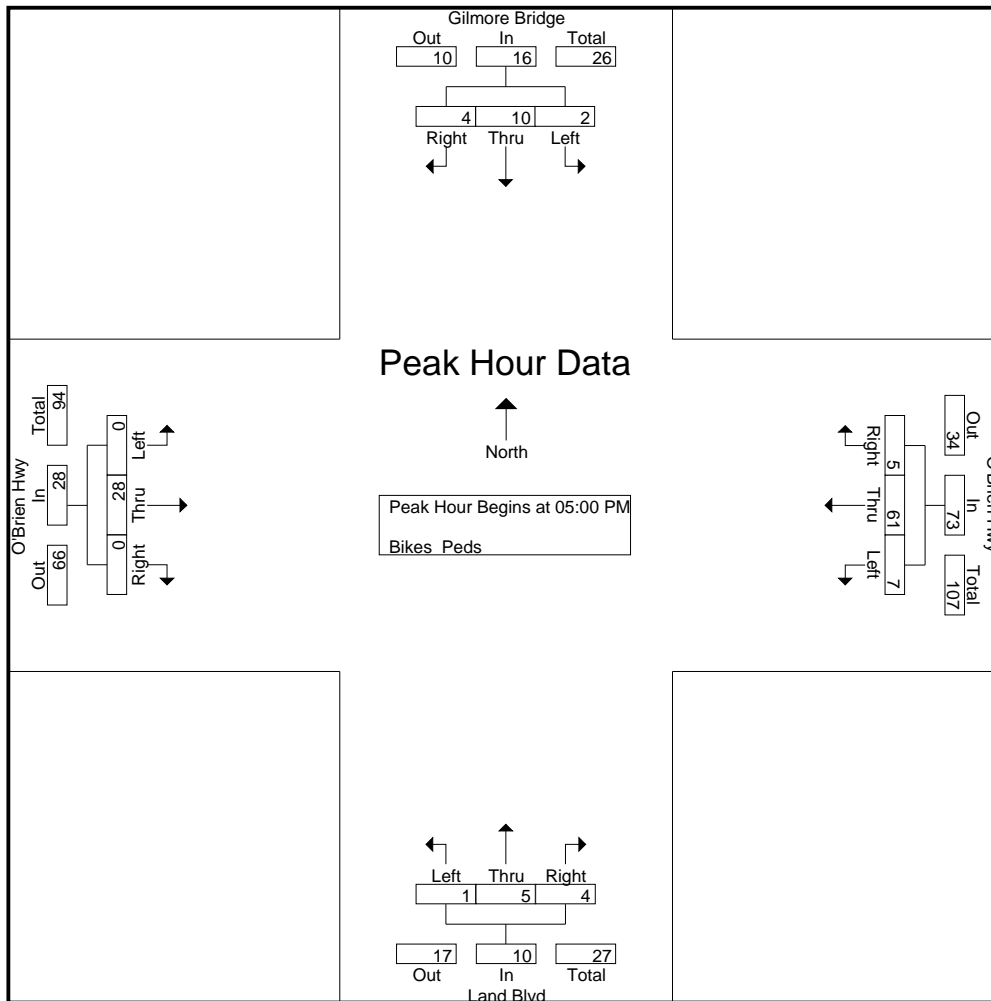
Accurate Counts

978-664-2565

N/S Street : Land Blvd / Gilmore Bridge
 E/W Street : Monsignor O'Brien Highway
 City/State : Cambridge, MA
 Weather : Clear

File Name : LG038C01
 Site Code : LG038C01
 Start Date : 5/20/2015
 Page No : 2

Start Time	Gilmore Bridge From North				O'Brien Hwy From East				Land Blvd From South				O'Brien Hwy From West				Int. Total
	Left	Thru	Right	App. Total	Left	Thru	Right	App. Total	Left	Thru	Right	App. Total	Left	Thru	Right	App. Total	
Peak Hour Analysis From 04:00 PM to 05:45 PM - Peak 1 of 1																	
Peak Hour for Entire Intersection Begins at 05:00 PM																	
05:00 PM	1	5	0	6	1	9	0	10	0	1	0	1	0	12	0	12	29
05:15 PM	1	1	0	2	6	20	1	27	1	4	1	6	0	5	0	5	40
05:30 PM	0	0	2	2	0	19	2	21	0	0	0	0	0	5	0	5	28
05:45 PM	0	4	2	6	0	13	2	15	0	0	3	3	0	6	0	6	30
Total Volume	2	10	4	16	7	61	5	73	1	5	4	10	0	28	0	28	127
% App. Total	12.5	62.5	25		9.6	83.6	6.8		10	50	40		0	100	0		
PHF	.500	.500	.500	.667	.292	.763	.625	.676	.250	.313	.333	.417	.000	.583	.000	.583	.794



Peak Hour Analysis From 04:00 PM to 05:45 PM - Peak 1 of 1
 Peak Hour for Each Approach Begins at:

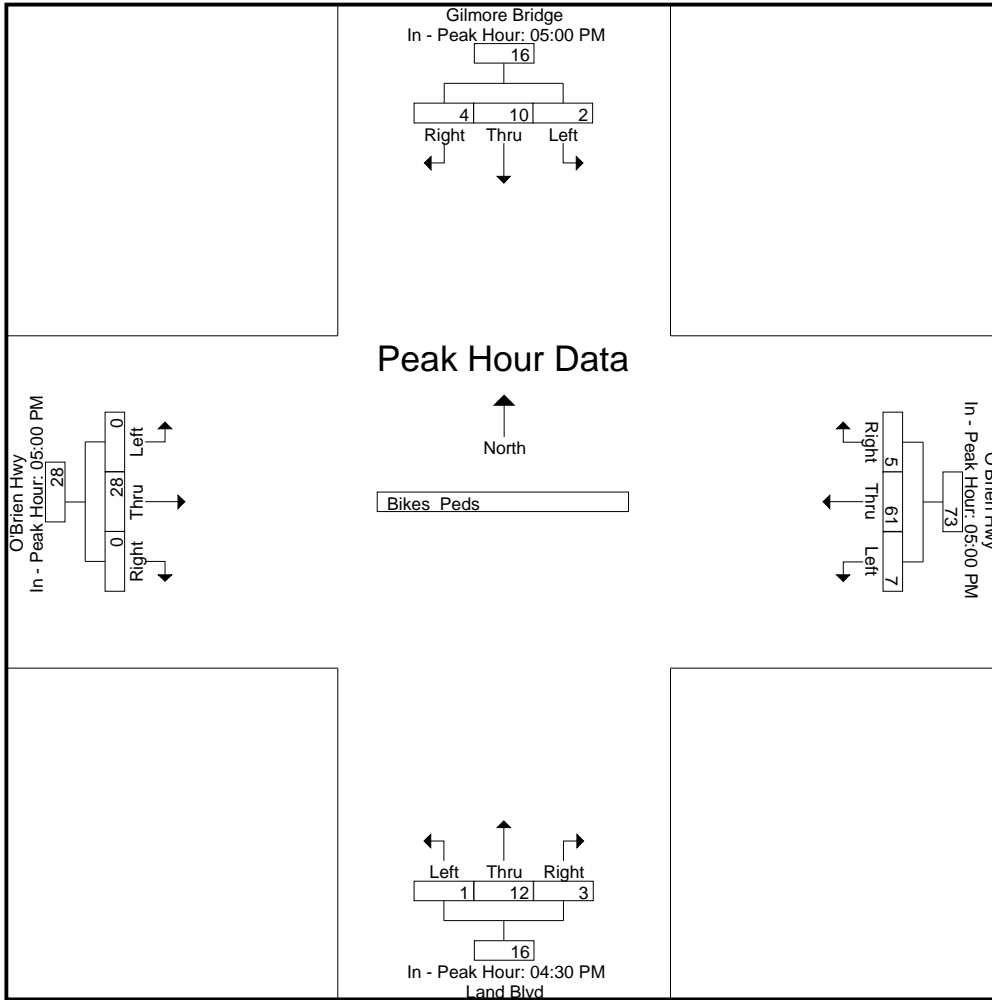
	05:00 PM				05:00 PM				04:30 PM				05:00 PM			
+0 mins.	1	5	0	6	1	9	0	10	0	3	2	5	0	12	0	12
+15 mins.	1	1	0	2	6	20	1	27	0	4	0	4	0	5	0	5
+30 mins.	0	0	2	2	0	19	2	21	0	1	0	1	0	5	0	5
+45 mins.	0	4	2	6	0	13	2	15	1	4	1	6	0	6	0	6
Total Volume	2	10	4	16	7	61	5	73	1	12	3	16	0	28	0	28
% App. Total	12.5	62.5	25		9.6	83.6	6.8		6.2	75	18.8		0	100	0	
PHF	.500	.500	.500	.667	.292	.763	.625	.676	.250	.750	.375	.667	.000	.583	.000	.583

Accurate Counts

978-664-2565

N/S Street : Land Blvd / Gilmore Bridge
E/W Street : Monsignor O'Brien Highway
City/State : Cambridge, MA
Weather : Clear

File Name : LG038C01
Site Code : LG038C01
Start Date : 5/20/2015
Page No : 3



Data Compilation

Bicycle Counts

Accurate Counts

978-664-2565

N/S Street : Bicycle Counts at ATR
 E/W Street : on Main Street
 City/State : Cambridge, MA
 Weather : Clear

File Name : LG038CB1
 Site Code : LG038CB1
 Start Date : 5/20/2015
 Page No : 1

Groups Printed- Bikes on ST - Bikes SW

Start Time	Main St From East		Main St From West		Int. Total
		Thru		Thru	
07:30 AM		0		3	3
07:45 AM		0		18	18
Total		0		21	21
08:00 AM		0		14	14
08:15 AM		0		27	27
08:30 AM		1		21	22
08:45 AM		1		39	40
Total		2		101	103
09:00 AM		5		14	19
09:15 AM		1		20	21
Grand Total		8		156	164
Apprch %		100		100	
Total %		4.9		95.1	
Bikes on ST		6		152	158
% Bikes on ST		75		97.4	96.3
Bikes SW		2		4	6
% Bikes SW		25		2.6	3.7

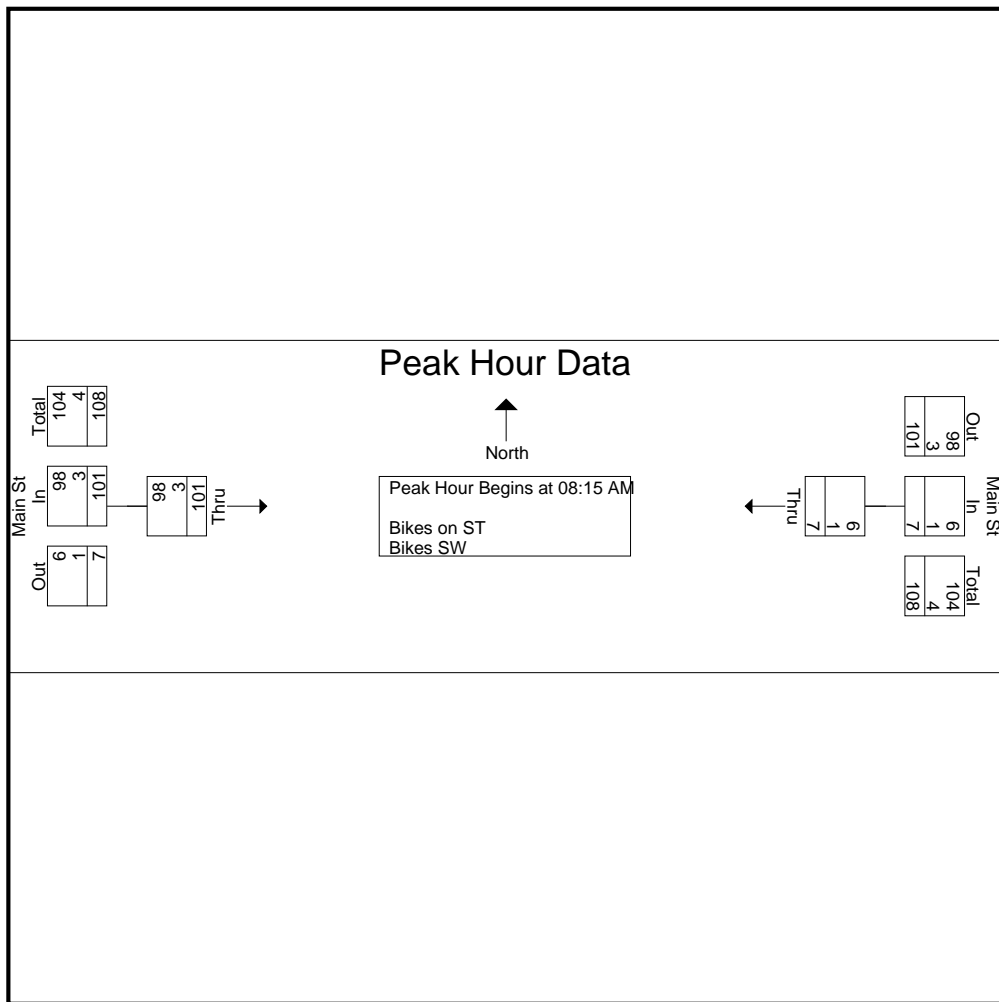
Accurate Counts

978-664-2565

N/S Street : Bicycle Counts at ATR
 E/W Street : on Main Street
 City/State : Cambridge, MA
 Weather : Clear

File Name : LG038CB1
 Site Code : LG038CB1
 Start Date : 5/20/2015
 Page No : 2

Start Time	Main St From East		Main St From West		Int. Total
	Thru	App. Total	Thru	App. Total	
Peak Hour Analysis From 07:30 AM to 09:15 AM - Peak 1 of 1					
Peak Hour for Entire Intersection Begins at 08:15 AM					
08:15 AM	0	0	27	27	27
08:30 AM	1	1	21	21	22
08:45 AM	1	1	39	39	40
09:00 AM	5	5	14	14	19
Total Volume	7	7	101	101	108
% App. Total	100		100		
PHF	.350	.350	.647	.647	.675
Bikes on ST	6	6	98	98	104
% Bikes on ST	85.7	85.7	97.0	97.0	96.3
Bikes SW	1	1	3	3	4
% Bikes SW	14.3	14.3	3.0	3.0	3.7



Accurate Counts

978-664-2565

N/S Street : Bicycle Counts at ATR
 E/W Street : on Main Street
 City/State : Cambridge, MA
 Weather : Clear

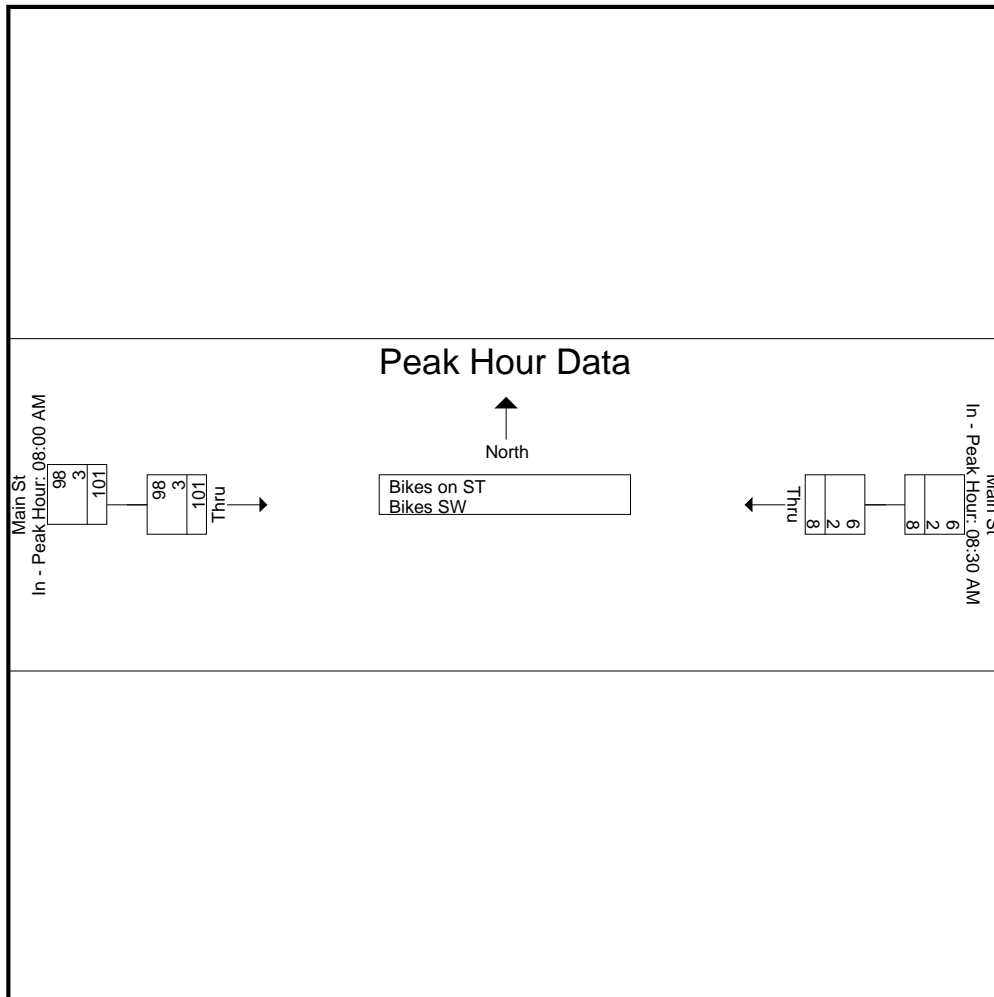
File Name : LG038CB1
 Site Code : LG038CB1
 Start Date : 5/20/2015
 Page No : 3

Start Time	Main St From East		Main St From West		Int. Total
	Thru	App. Total	Thru	App. Total	

Peak Hour Analysis From 07:30 AM to 09:15 AM - Peak 1 of 1

Peak Hour for Each Approach Begins at:

	08:30 AM		08:00 AM	
+0 mins.	1	1	14	14
+15 mins.	1	1	27	27
+30 mins.	5	5	21	21
+45 mins.	1	1	39	39
Total Volume	8	8	101	101
% App. Total	100		100	
PHF	.400	.400	.647	.647
Bikes on ST	6	6	98	98
% Bikes on ST	75	75	97	97
Bikes SW	2	2	3	3
% Bikes SW	25	25	3	3



Accurate Counts

978-664-2565

N/S Street : Bicycle Counts at ATR
 E/W Street : on Main Street
 City/State : Cambridge, MA
 Weather : Clear

File Name : LG038CB1
 Site Code : LG038CB1
 Start Date : 5/20/2015
 Page No : 1

Groups Printed- Bikes on ST - Bikes SW

Start Time	Main St From East		Main St From West		Int. Total
		Thru		Thru	
05:30 PM		9		4	13
05:45 PM		4		5	9
Total		13		9	22
06:00 PM		7		7	14
06:15 PM		9		9	18
06:30 PM		8		14	22
06:45 PM		5		6	11
Total		29		36	65
07:00 PM		5		11	16
07:15 PM		6		9	15
Grand Total		53		65	118
Apprch %		100		100	
Total %		44.9		55.1	
Bikes on ST		53		63	116
% Bikes on ST		100		96.9	98.3
Bikes SW		0		2	2
% Bikes SW		0		3.1	1.7

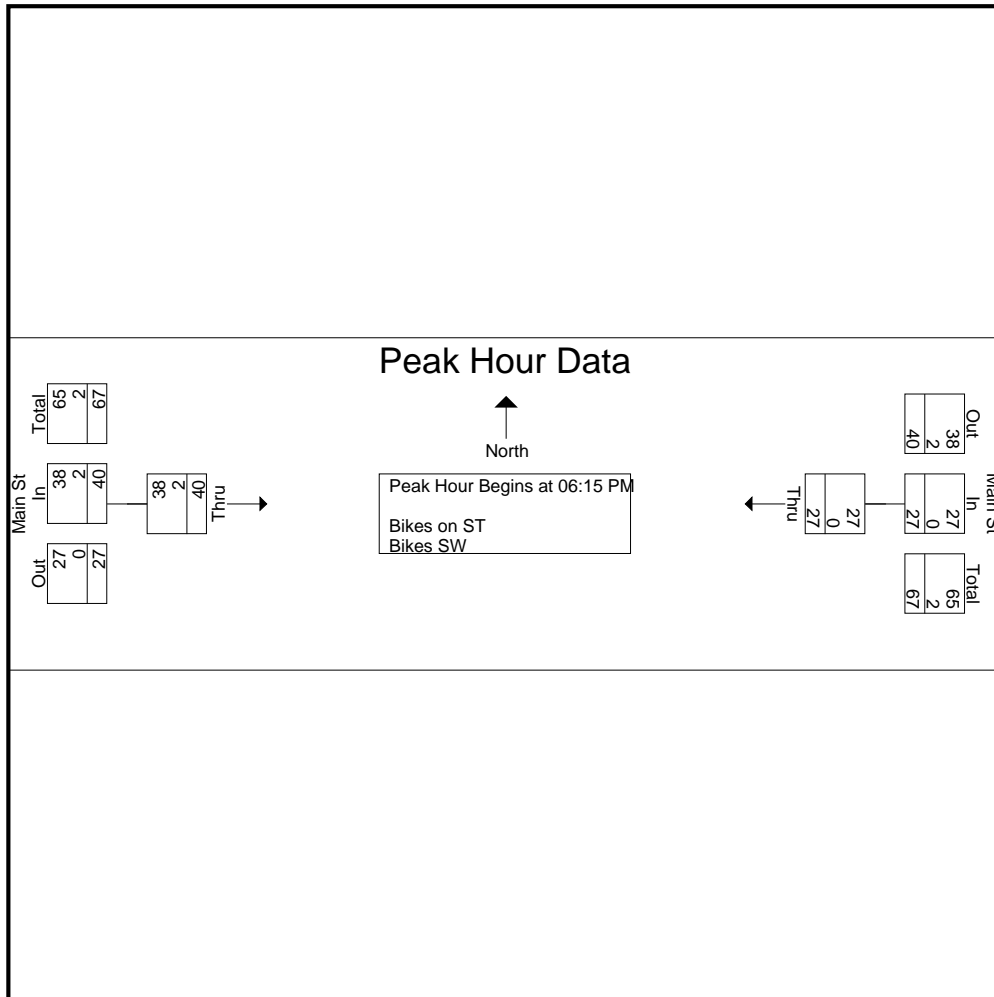
Accurate Counts

978-664-2565

N/S Street : Bicycle Counts at ATR
 E/W Street : on Main Street
 City/State : Cambridge, MA
 Weather : Clear

File Name : LG038CB1
 Site Code : LG038CB1
 Start Date : 5/20/2015
 Page No : 2

Start Time	Main St From East		Main St From West		Int. Total
	Thru	App. Total	Thru	App. Total	
Peak Hour Analysis From 05:30 PM to 07:15 PM - Peak 1 of 1					
Peak Hour for Entire Intersection Begins at 06:15 PM					
06:15 PM	9	9	9	9	18
06:30 PM	8	8	14	14	22
06:45 PM	5	5	6	6	11
07:00 PM	5	5	11	11	16
Total Volume	27	27	40	40	67
% App. Total	100		100		
PHF	.750	.750	.714	.714	.761
Bikes on ST	27	27	38	38	65
% Bikes on ST	100	100	95.0	95.0	97.0
Bikes SW	0	0	2	2	2
% Bikes SW	0	0	5.0	5.0	3.0



Accurate Counts

978-664-2565

N/S Street : Bicycle Counts at ATR
 E/W Street : on Main Street
 City/State : Cambridge, MA
 Weather : Clear

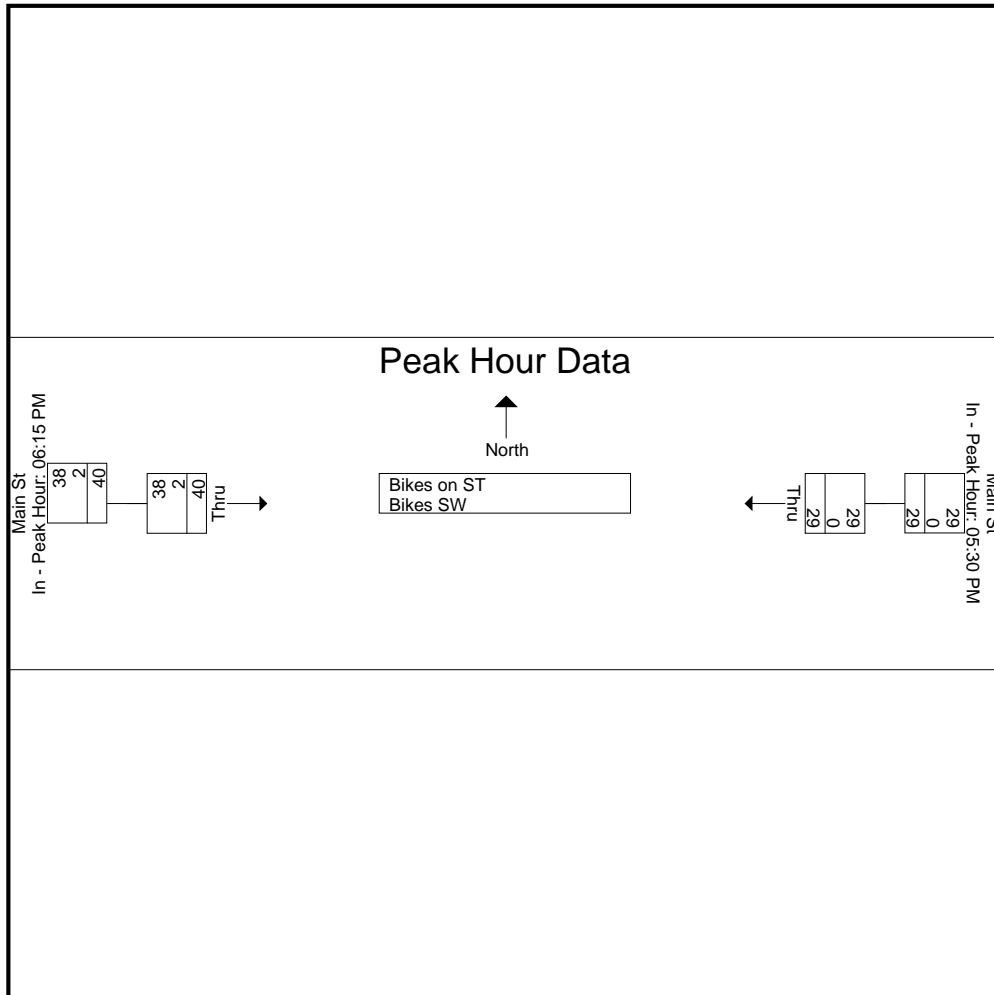
File Name : LG038CB1
 Site Code : LG038CB1
 Start Date : 5/20/2015
 Page No : 3

Start Time	Main St From East		Main St From West		Int. Total
	Thru	App. Total	Thru	App. Total	

Peak Hour Analysis From 05:30 PM to 07:15 PM - Peak 1 of 1

Peak Hour for Each Approach Begins at:

	05:30 PM		06:15 PM	
+0 mins.	9	9	9	9
+15 mins.	4	4	14	14
+30 mins.	7	7	6	6
+45 mins.	9	9	11	11
Total Volume	29	29	40	40
% App. Total	100		100	
PHF	.806	.806	.714	.714
Bikes on ST	29	29	38	38
% Bikes on ST	100	100	95	95
Bikes SW	0	0	2	2
% Bikes SW	0	0	5	5



Accurate Counts

978-664-2565

N/S Street : Bicycle Counts at ATR
 E/W Street : on Main Street
 City/State : Cambridge, MA
 Weather : Clear

File Name : LG038CB1
 Site Code : LG038CB1
 Start Date : 5/20/2015
 Page No : 1

Groups Printed- Bikes on ST

Start Time	Main St From East		Main St From West		Int. Total
		Thru		Thru	
07:30 AM		0		3	3
07:45 AM		0		17	17
Total		0		20	20
08:00 AM		0		14	14
08:15 AM		0		27	27
08:30 AM		1		19	20
08:45 AM		1		38	39
Total		2		98	100
09:00 AM		4		14	18
09:15 AM		0		20	20
Grand Total		6		152	158
Apprch %		100		100	
Total %		3.8		96.2	

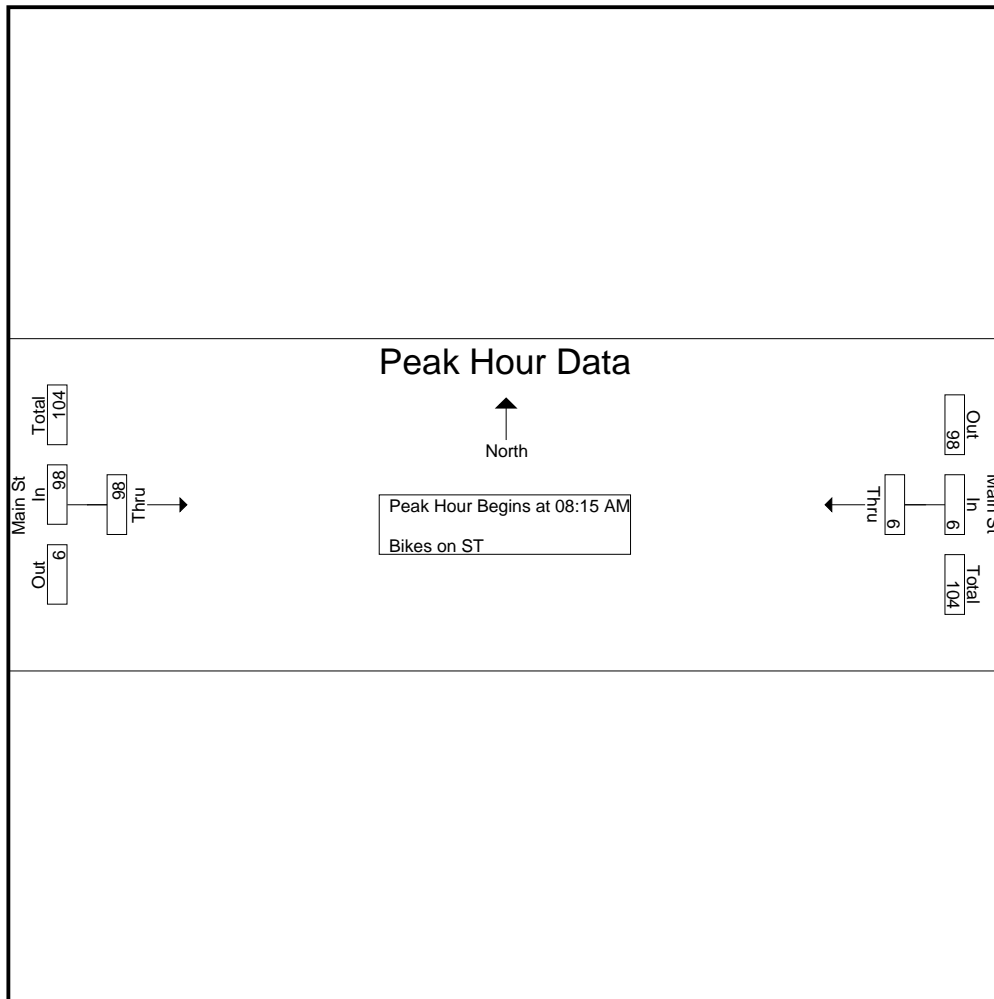
Accurate Counts

978-664-2565

N/S Street : Bicycle Counts at ATR
 E/W Street : on Main Street
 City/State : Cambridge, MA
 Weather : Clear

File Name : LG038CB1
 Site Code : LG038CB1
 Start Date : 5/20/2015
 Page No : 2

Start Time	Main St From East		Main St From West		Int. Total
	Thru	App. Total	Thru	App. Total	
Peak Hour Analysis From 07:30 AM to 09:15 AM - Peak 1 of 1					
Peak Hour for Entire Intersection Begins at 08:15 AM					
08:15 AM	0	0	27	27	27
08:30 AM	1	1	19	19	20
08:45 AM	1	1	38	38	39
09:00 AM	4	4	14	14	18
Total Volume	6	6	98	98	104
% App. Total	100		100		
PHF	.375	.375	.645	.645	.667



Peak Hour Analysis From 07:30 AM to 09:15 AM - Peak 1 of 1
 Peak Hour for Each Approach Begins at:

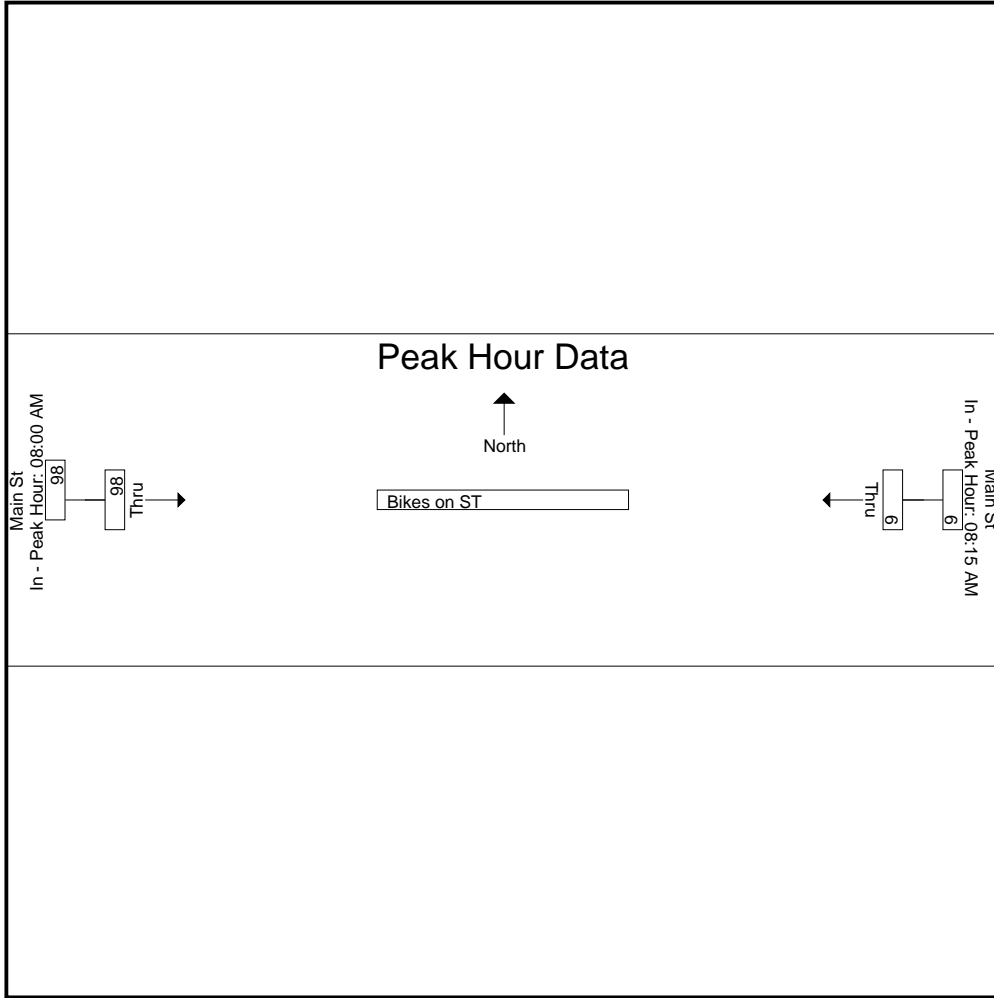
	08:15 AM		08:00 AM	
+0 mins.	0	0	14	14
+15 mins.	1	1	27	27
+30 mins.	1	1	19	19
+45 mins.	4	4	38	38
Total Volume	6	6	98	98
% App. Total	100		100	
PHF	.375	.375	.645	.645

Accurate Counts

978-664-2565

N/S Street : Bicycle Counts at ATR
E/W Street : on Main Street
City/State : Cambridge, MA
Weather : Clear

File Name : LG038CB1
Site Code : LG038CB1
Start Date : 5/20/2015
Page No : 3



Accurate Counts

978-664-2565

N/S Street : Bicycle Counts at ATR
 E/W Street : on Main Street
 City/State : Cambridge, MA
 Weather : Clear

File Name : LG038CB1
 Site Code : LG038CB1
 Start Date : 5/20/2015
 Page No : 1

Groups Printed- Bikes on ST

Start Time	Main St From East		Main St From West		Int. Total
		Thru		Thru	
05:30 PM		9		4	13
05:45 PM		4		5	9
Total		13		9	22
06:00 PM		7		7	14
06:15 PM		9		8	17
06:30 PM		8		13	21
06:45 PM		5		6	11
Total		29		34	63
07:00 PM		5		11	16
07:15 PM		6		9	15
Grand Total		53		63	116
Apprch %		100		100	
Total %		45.7		54.3	

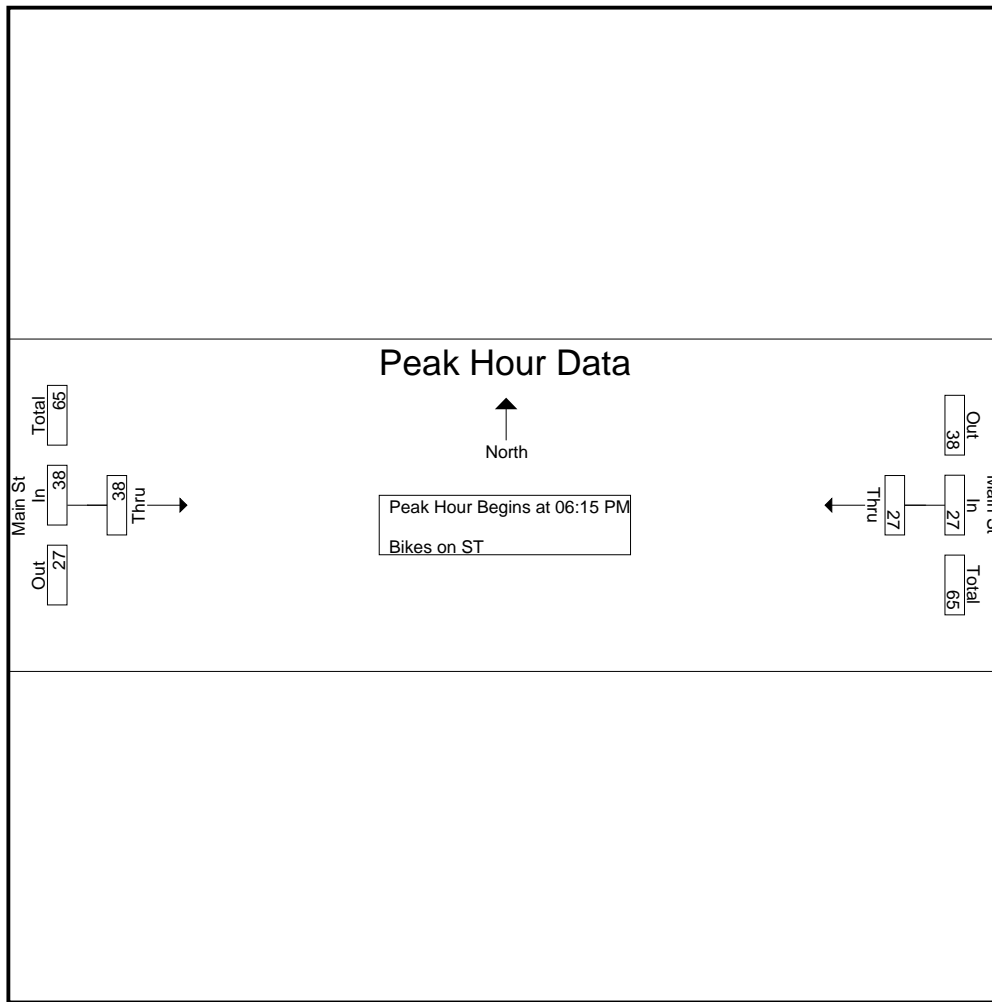
Accurate Counts

978-664-2565

N/S Street : Bicycle Counts at ATR
 E/W Street : on Main Street
 City/State : Cambridge, MA
 Weather : Clear

File Name : LG038CB1
 Site Code : LG038CB1
 Start Date : 5/20/2015
 Page No : 2

Start Time	Main St From East		Main St From West		Int. Total
	Thru	App. Total	Thru	App. Total	
Peak Hour Analysis From 05:30 PM to 07:15 PM - Peak 1 of 1					
Peak Hour for Entire Intersection Begins at 06:15 PM					
06:15 PM	9	9	8	8	17
06:30 PM	8	8	13	13	21
06:45 PM	5	5	6	6	11
07:00 PM	5	5	11	11	16
Total Volume	27	27	38	38	65
% App. Total	100		100		
PHF	.750	.750	.731	.731	.774



Peak Hour Analysis From 05:30 PM to 07:15 PM - Peak 1 of 1
 Peak Hour for Each Approach Begins at:

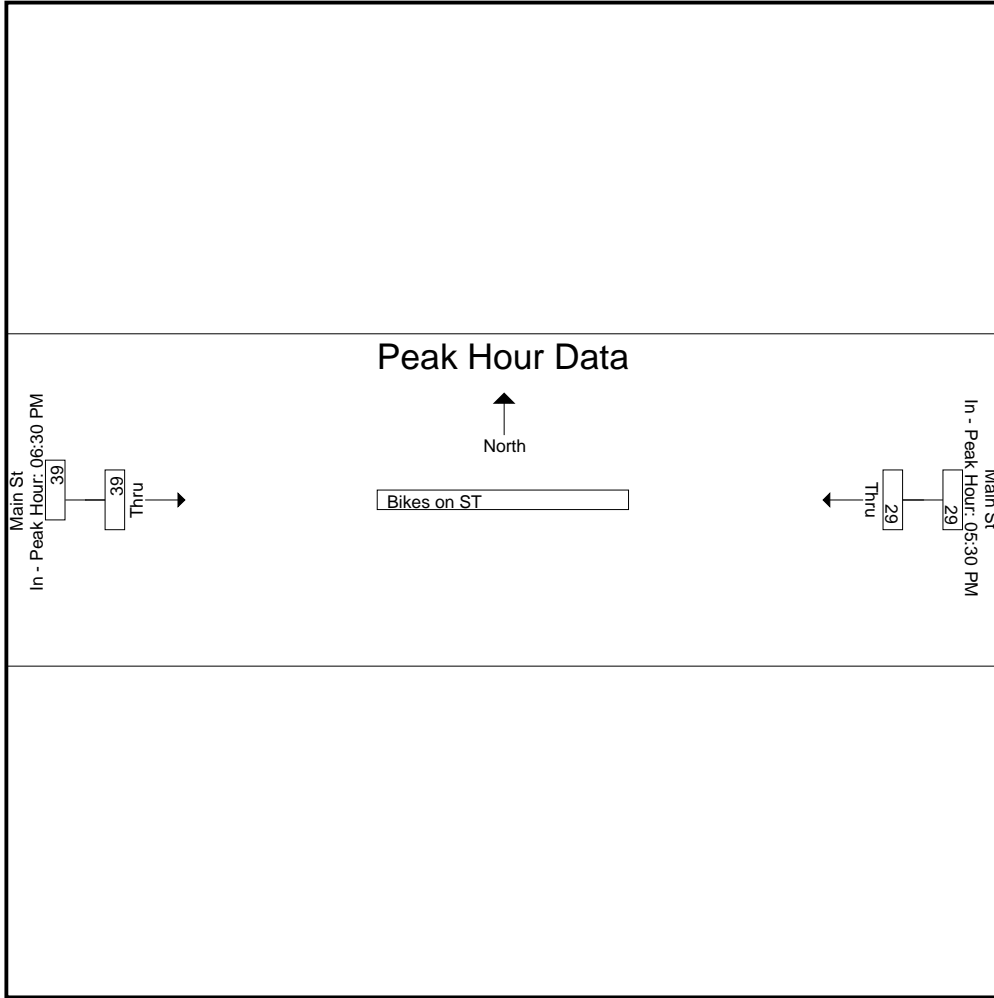
	05:30 PM		06:30 PM	
+0 mins.	9	9	13	13
+15 mins.	4	4	6	6
+30 mins.	7	7	11	11
+45 mins.	9	9	9	9
Total Volume	29	29	39	39
% App. Total	100		100	
PHF	.806	.806	.750	.750

Accurate Counts

978-664-2565

N/S Street : Bicycle Counts at ATR
E/W Street : on Main Street
City/State : Cambridge, MA
Weather : Clear

File Name : LG038CB1
Site Code : LG038CB1
Start Date : 5/20/2015
Page No : 3



Accurate Counts

978-664-2565

N/S Street : Bicycle Counts at ATR
 E/W Street : on Main Street
 City/State : Cambridge, MA
 Weather : Clear

File Name : LG038CB1
 Site Code : LG038CB1
 Start Date : 5/20/2015
 Page No : 1

Groups Printed- Bikes SW

	Main St From East	Main St From West	
Start Time	Thru	Thru	Int. Total
07:30 AM	0	0	0
07:45 AM	0	1	1
Total	0	1	1
08:00 AM	0	0	0
08:15 AM	0	0	0
08:30 AM	0	2	2
08:45 AM	0	1	1
Total	0	3	3
09:00 AM	1	0	1
09:15 AM	1	0	1
Grand Total	2	4	6
Apprch %	100	100	
Total %	33.3	66.7	

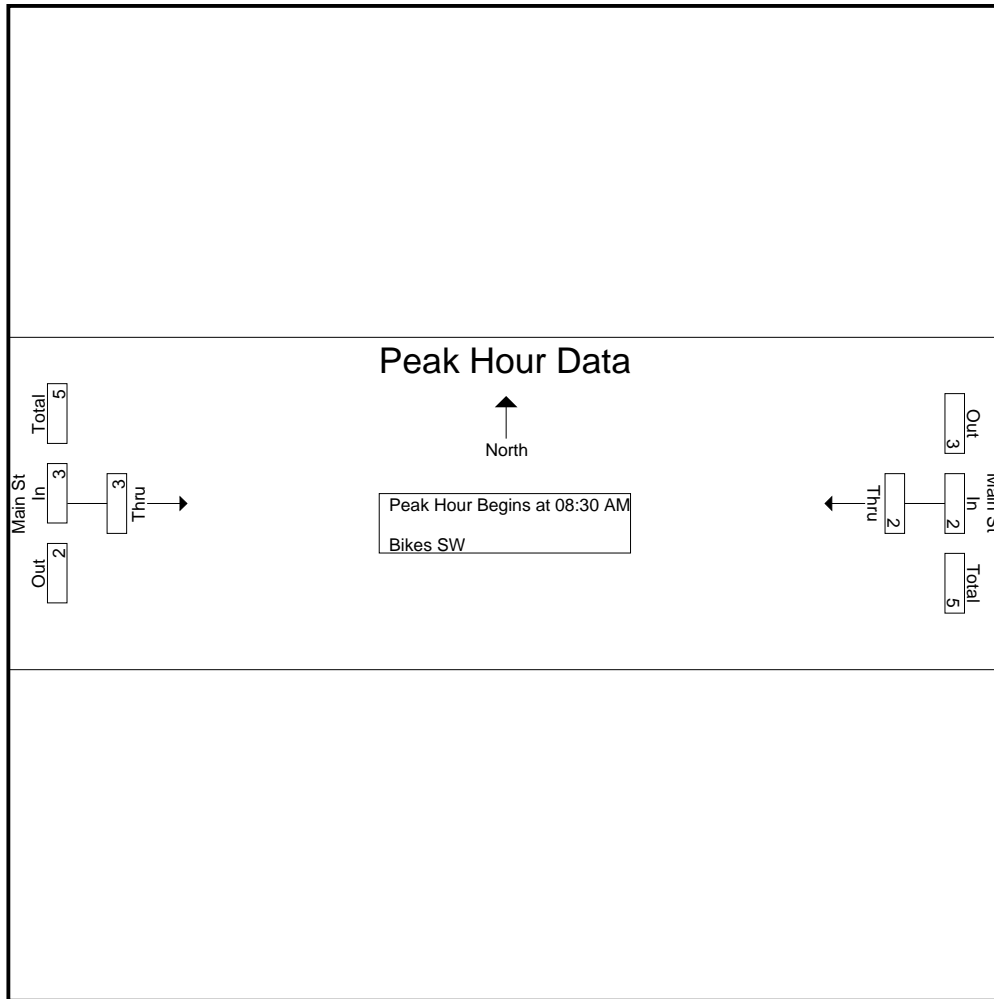
Accurate Counts

978-664-2565

N/S Street : Bicycle Counts at ATR
 E/W Street : on Main Street
 City/State : Cambridge, MA
 Weather : Clear

File Name : LG038CB1
 Site Code : LG038CB1
 Start Date : 5/20/2015
 Page No : 2

Start Time	Main St From East		Main St From West		Int. Total
	Thru	App. Total	Thru	App. Total	
Peak Hour Analysis From 07:30 AM to 09:15 AM - Peak 1 of 1					
Peak Hour for Entire Intersection Begins at 08:30 AM					
08:30 AM	0	0	2	2	2
08:45 AM	0	0	1	1	1
09:00 AM	1	1	0	0	1
09:15 AM	1	1	0	0	1
Total Volume	2	2	3	3	5
% App. Total	100	100	100	100	100
PHF	.500	.500	.375	.375	.625



Peak Hour Analysis From 07:30 AM to 09:15 AM - Peak 1 of 1
 Peak Hour for Each Approach Begins at:

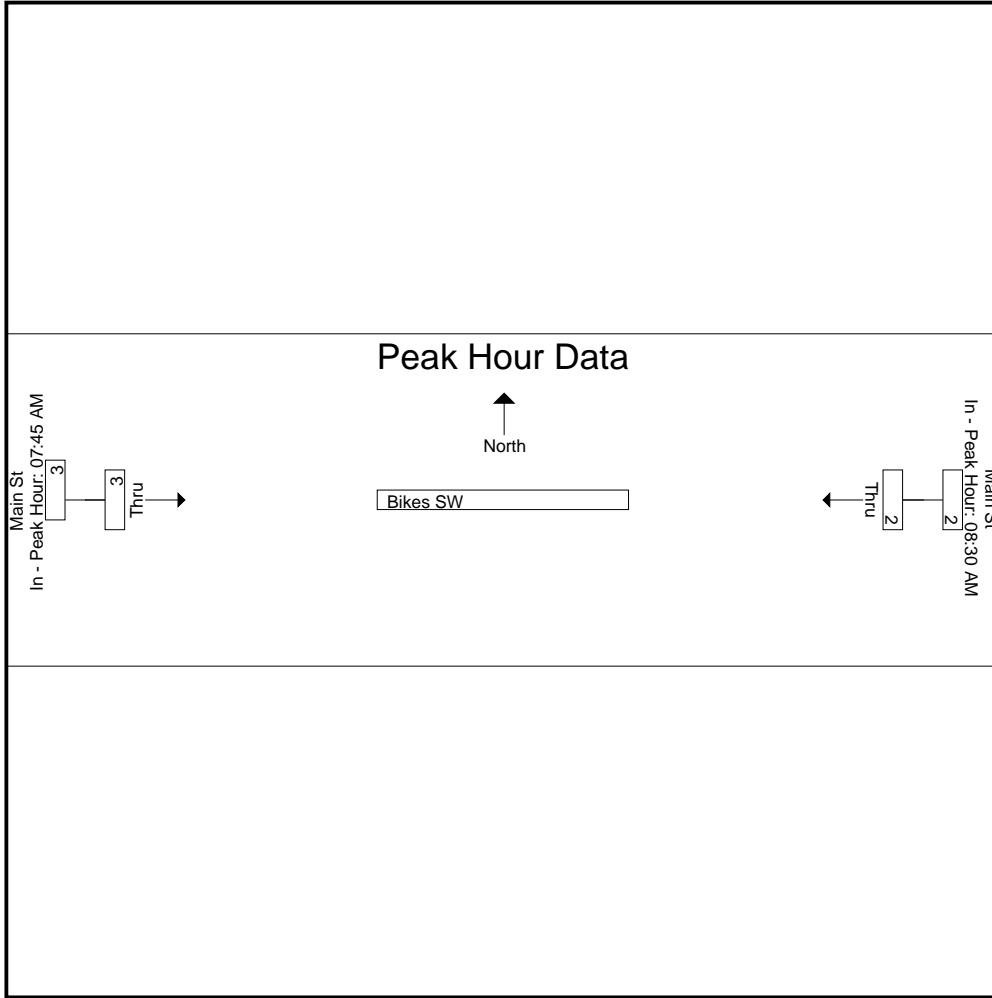
	08:30 AM		07:45 AM	
+0 mins.	0	0	1	1
+15 mins.	0	0	0	0
+30 mins.	1	1	0	0
+45 mins.	1	1	2	2
Total Volume	2	2	3	3
% App. Total	100	100	100	100
PHF	.500	.500	.375	.375

Accurate Counts

978-664-2565

N/S Street : Bicycle Counts at ATR
E/W Street : on Main Street
City/State : Cambridge, MA
Weather : Clear

File Name : LG038CB1
Site Code : LG038CB1
Start Date : 5/20/2015
Page No : 3



Accurate Counts

978-664-2565

N/S Street : Bicycle Counts at ATR
 E/W Street : on Main Street
 City/State : Cambridge, MA
 Weather : Clear

File Name : LG038CB1
 Site Code : LG038CB1
 Start Date : 5/20/2015
 Page No : 1

Groups Printed- Bikes SW

Start Time	Main St From East		Main St From West		Int. Total
	Thru		Thru		
05:30 PM	0		0		0
05:45 PM	0		0		0
Total	0		0		0
06:00 PM	0		0		0
06:15 PM	0		1		1
06:30 PM	0		1		1
06:45 PM	0		0		0
Total	0		2		2
07:00 PM	0		0		0
07:15 PM	0		0		0
Grand Total	0		2		2
Apprch %	0		100		
Total %	0		100		

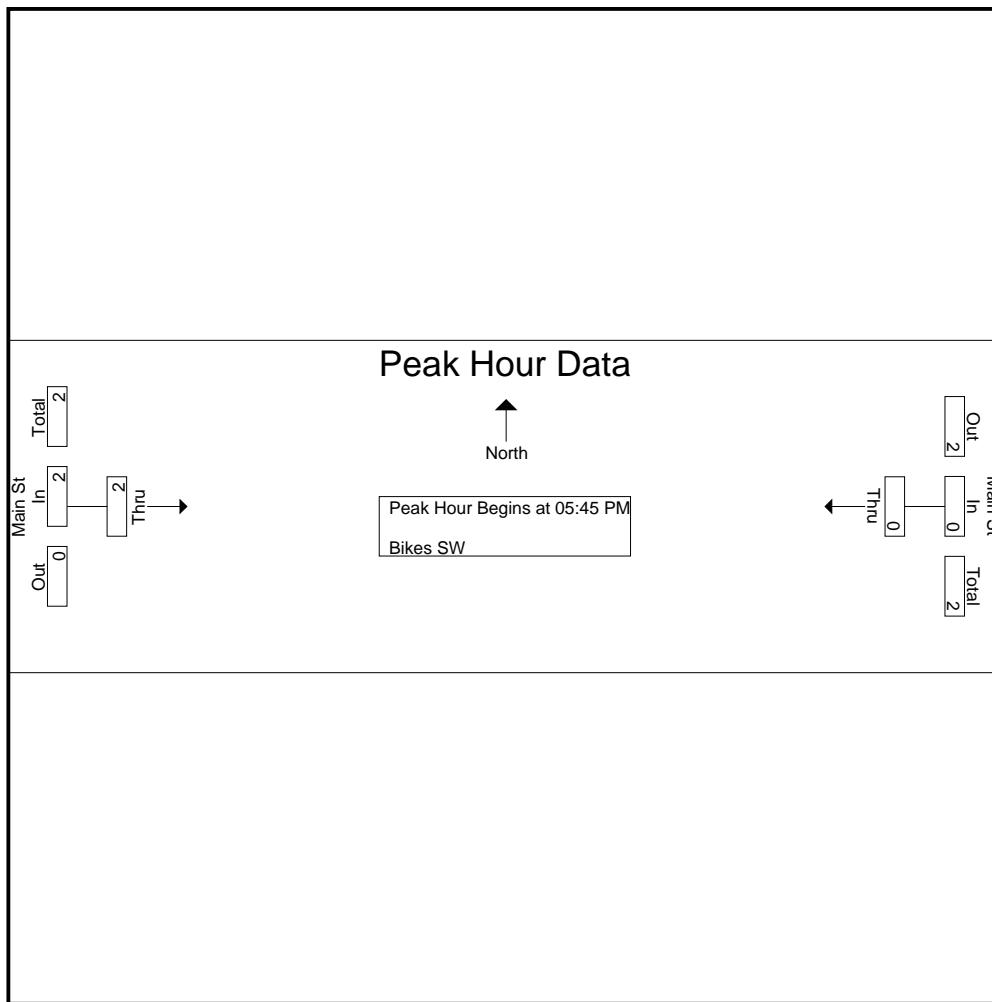
Accurate Counts

978-664-2565

N/S Street : Bicycle Counts at ATR
 E/W Street : on Main Street
 City/State : Cambridge, MA
 Weather : Clear

File Name : LG038CB1
 Site Code : LG038CB1
 Start Date : 5/20/2015
 Page No : 2

Start Time	Main St From East		Main St From West		Int. Total
	Thru	App. Total	Thru	App. Total	
Peak Hour Analysis From 05:30 PM to 07:15 PM - Peak 1 of 1					
Peak Hour for Entire Intersection Begins at 05:45 PM					
05:45 PM	0	0	0	0	0
06:00 PM	0	0	0	0	0
06:15 PM	0	0	1	1	1
06:30 PM	0	0	1	1	1
Total Volume	0	0	2	2	2
% App. Total	0		100		
PHF	.000	.000	.500	.500	.500



Peak Hour Analysis From 05:30 PM to 07:15 PM - Peak 1 of 1
 Peak Hour for Each Approach Begins at:

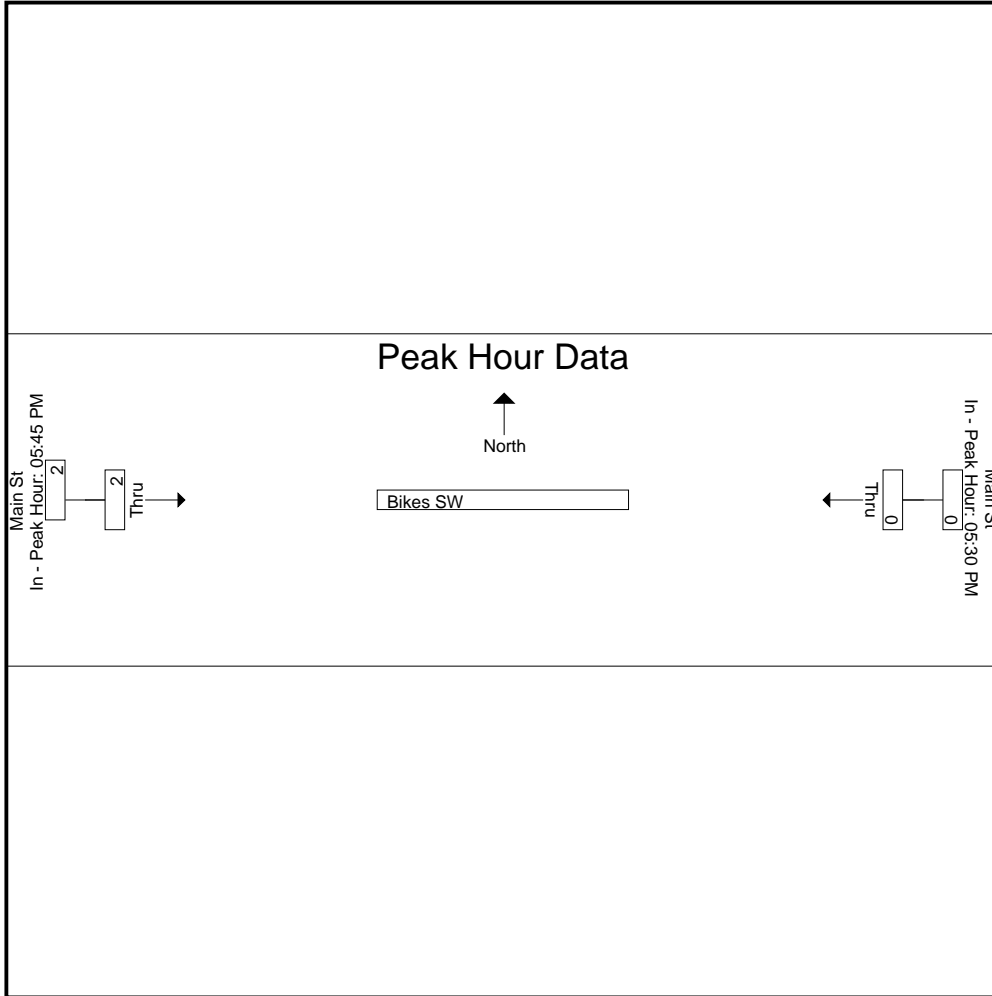
	05:30 PM		05:45 PM	
+0 mins.	0	0	0	0
+15 mins.	0	0	0	0
+30 mins.	0	0	1	1
+45 mins.	0	0	1	1
Total Volume	0	0	2	2
% App. Total	0		100	
PHF	.000	.000	.500	.500

Accurate Counts

978-664-2565

N/S Street : Bicycle Counts at ATR
E/W Street : on Main Street
City/State : Cambridge, MA
Weather : Clear

File Name : LG038CB1
Site Code : LG038CB1
Start Date : 5/20/2015
Page No : 3



Accurate Counts

978-664-2565

N/S Street : Bicycle Count at ATR
 E/W Street : on Broadway
 City/State : Cambridge, MA
 Weather : Clear

File Name : LG038CB2
 Site Code : LG038CB2
 Start Date : 5/20/2015
 Page No : 1

Groups Printed- Bikes ST - Bikes SW

	Broadway From East	Broadway From West	
Start Time	Thru	Thru	Int. Total
07:30 AM	3	43	46
07:45 AM	6	45	51
Total	9	88	97
08:00 AM	10	56	66
08:15 AM	5	85	90
08:30 AM	2	100	102
08:45 AM	6	95	101
Total	23	336	359
09:00 AM	6	63	69
09:15 AM	6	43	49
Grand Total	44	530	574
Apprch %	100	100	
Total %	7.7	92.3	
Bikes ST	43	530	573
% Bikes ST	97.7	100	99.8
Bikes SW	1	0	1
% Bikes SW	2.3	0	0.2

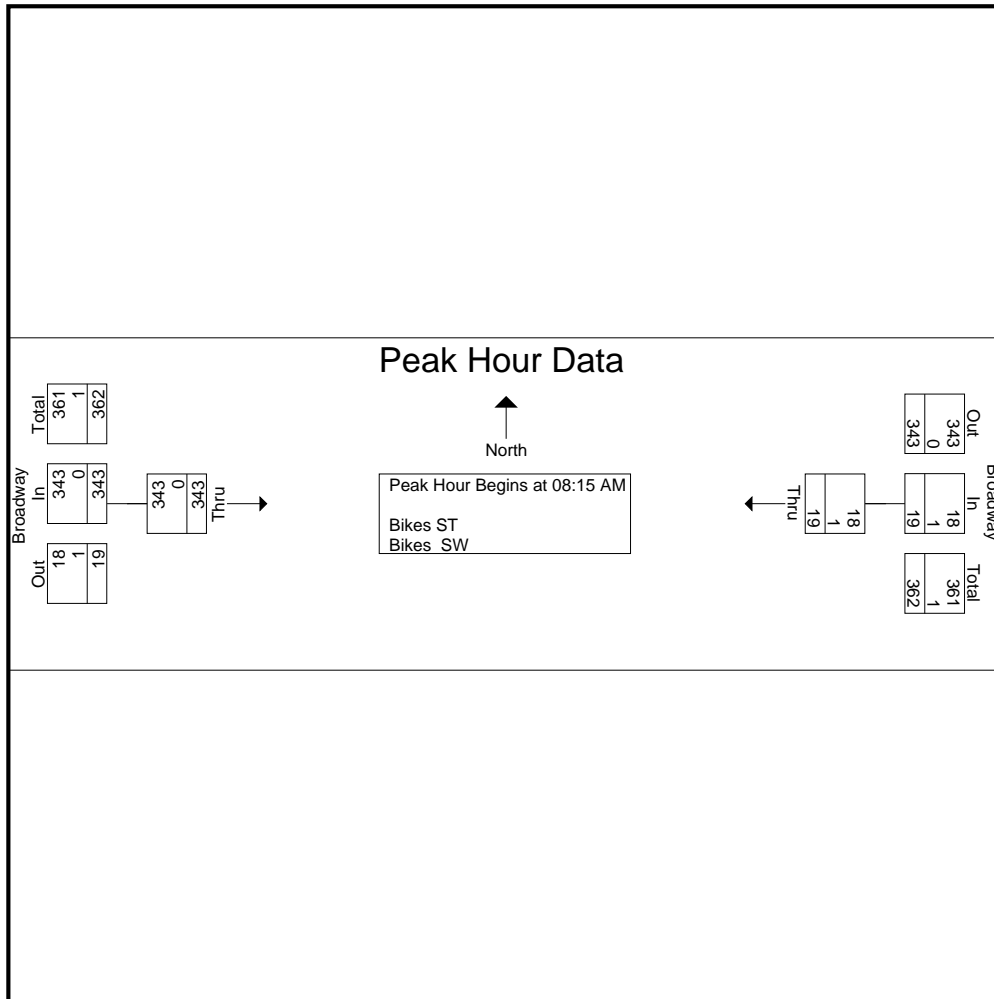
Accurate Counts

978-664-2565

N/S Street : Bicycle Count at ATR
 E/W Street : on Broadway
 City/State : Cambridge, MA
 Weather : Clear

File Name : LG038CB2
 Site Code : LG038CB2
 Start Date : 5/20/2015
 Page No : 2

Start Time	Broadway From East		Broadway From West		Int. Total
	Thru	App. Total	Thru	App. Total	
Peak Hour Analysis From 07:30 AM to 09:15 AM - Peak 1 of 1					
Peak Hour for Entire Intersection Begins at 08:15 AM					
08:15 AM	5	5	85	85	90
08:30 AM	2	2	100	100	102
08:45 AM	6	6	95	95	101
09:00 AM	6	6	63	63	69
Total Volume	19	19	343	343	362
% App. Total	100		100		
PHF	.792	.792	.858	.858	.887
Bikes ST	18	18	343	343	361
% Bikes ST	94.7	94.7	100	100	99.7
Bikes SW	1	1	0	0	1
% Bikes SW	5.3	5.3	0	0	0.3



Accurate Counts

978-664-2565

N/S Street : Bicycle Count at ATR
 E/W Street : on Broadway
 City/State : Cambridge, MA
 Weather : Clear

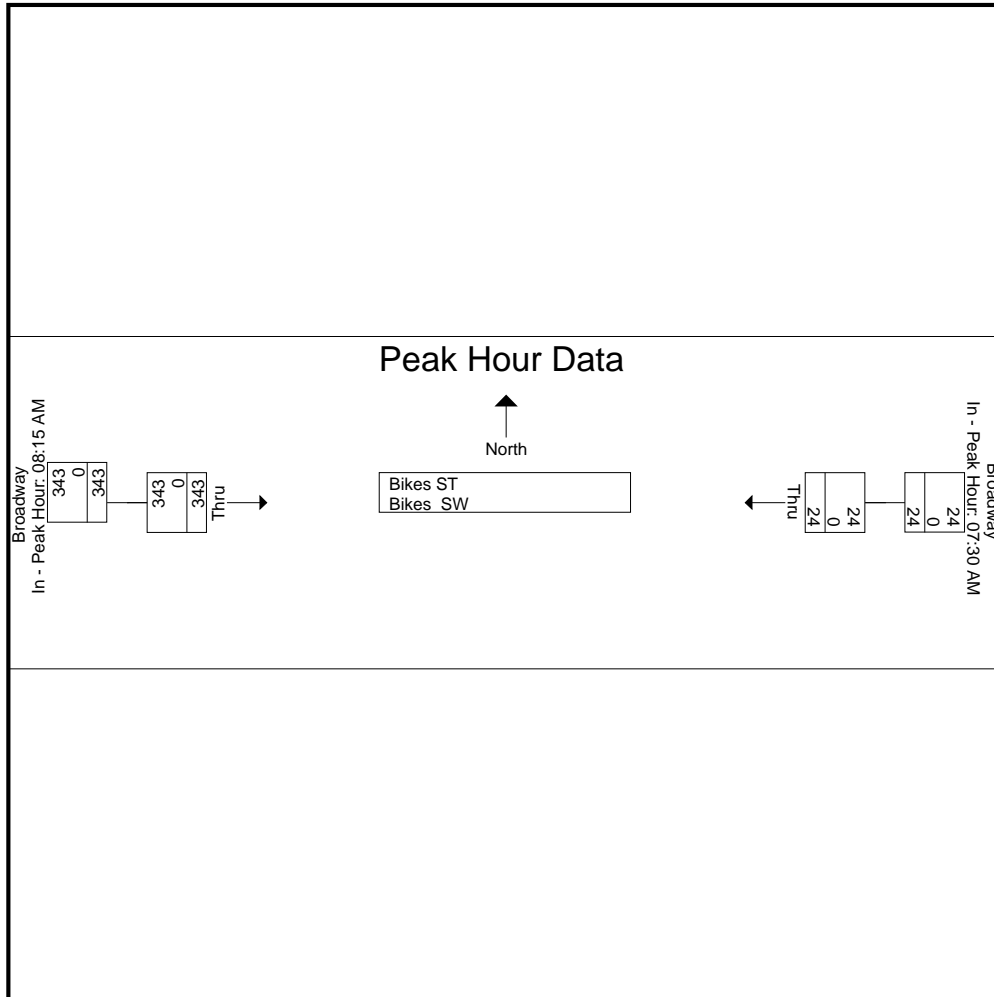
File Name : LG038CB2
 Site Code : LG038CB2
 Start Date : 5/20/2015
 Page No : 3

Start Time	Broadway From East		Broadway From West		Int. Total
	Thru	App. Total	Thru	App. Total	

Peak Hour Analysis From 07:30 AM to 09:15 AM - Peak 1 of 1

Peak Hour for Each Approach Begins at:

	07:30 AM		08:15 AM	
+0 mins.	3	3	85	85
+15 mins.	6	6	100	100
+30 mins.	10	10	95	95
+45 mins.	5	5	63	63
Total Volume	24	24	343	343
% App. Total	100		100	
PHF	.600	.600	.858	.858
Bikes ST	24	24	343	343
% Bikes ST	100	100	100	100
Bikes SW	0	0	0	0
% Bikes SW	0	0	0	0



Accurate Counts

978-664-2565

N/S Street : Bicycle Count at ATR
 E/W Street : on Broadway
 City/State : Cambridge, MA
 Weather : Clear

File Name : LG038CB2
 Site Code : LG038CB2
 Start Date : 5/20/2015
 Page No : 1

Groups Printed- Bikes ST - Bikes SW

	Broadway From East		Broadway From West		Int. Total
	Start Time	Thru	Thru		
	05:30 PM	62	10		72
	05:45 PM	78	17		95
	Total	140	27		167
	06:00 PM	58	11		69
	06:15 PM	26	15		41
	06:30 PM	54	6		60
	06:45 PM	23	9		32
	Total	161	41		202
	07:00 PM	31	8		39
	07:15 PM	22	3		25
	Grand Total	354	79		433
	Apprch %	100	100		
	Total %	81.8	18.2		
	Bikes ST	352	77		429
	% Bikes ST	99.4	97.5		99.1
	Bikes SW	2	2		4
	% Bikes SW	0.6	2.5		0.9

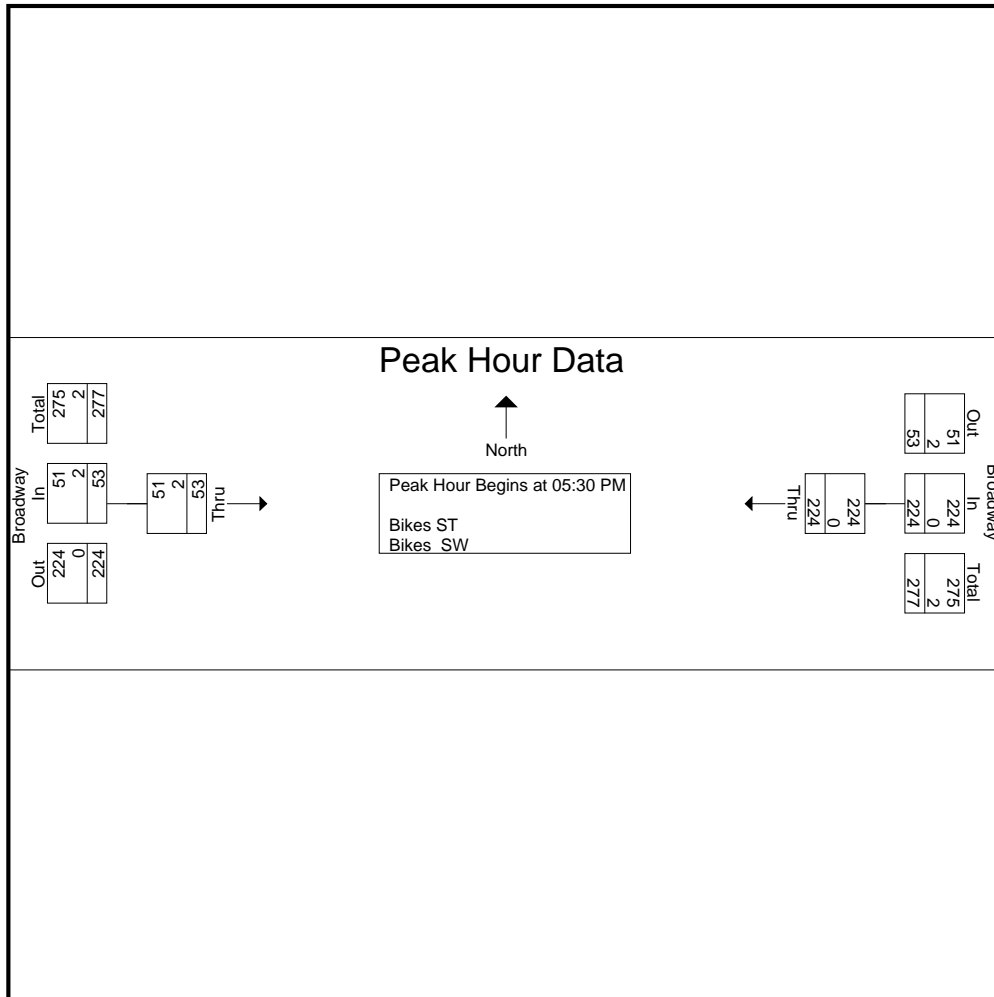
Accurate Counts

978-664-2565

N/S Street : Bicycle Count at ATR
 E/W Street : on Broadway
 City/State : Cambridge, MA
 Weather : Clear

File Name : LG038CB2
 Site Code : LG038CB2
 Start Date : 5/20/2015
 Page No : 2

Start Time	Broadway From East		Broadway From West		Int. Total
	Thru	App. Total	Thru	App. Total	
Peak Hour Analysis From 05:30 PM to 07:15 PM - Peak 1 of 1					
Peak Hour for Entire Intersection Begins at 05:30 PM					
05:30 PM	62	62	10	10	72
05:45 PM	78	78	17	17	95
06:00 PM	58	58	11	11	69
06:15 PM	26	26	15	15	41
Total Volume	224	224	53	53	277
% App. Total	100		100		
PHF	.718	.718	.779	.779	.729
Bikes ST	224	224	51	51	275
% Bikes ST	100	100	96.2	96.2	99.3
Bikes SW	0	0	2	2	2
% Bikes SW	0	0	3.8	3.8	0.7



Accurate Counts

978-664-2565

N/S Street : Bicycle Count at ATR
 E/W Street : on Broadway
 City/State : Cambridge, MA
 Weather : Clear

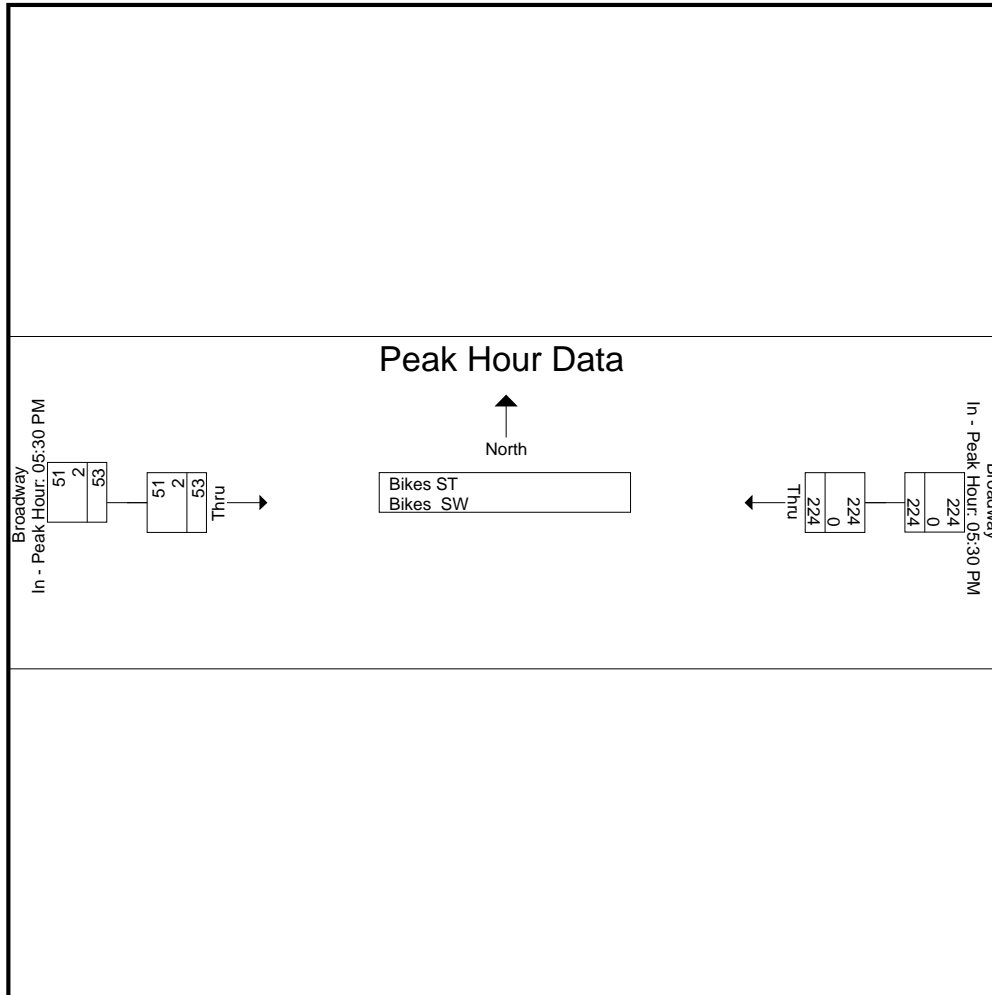
File Name : LG038CB2
 Site Code : LG038CB2
 Start Date : 5/20/2015
 Page No : 3

Start Time	Broadway From East		Broadway From West		Int. Total
	Thru	App. Total	Thru	App. Total	

Peak Hour Analysis From 05:30 PM to 07:15 PM - Peak 1 of 1

Peak Hour for Each Approach Begins at:

	05:30 PM		05:30 PM	
+0 mins.	62	62	10	10
+15 mins.	78	78	17	17
+30 mins.	58	58	11	11
+45 mins.	26	26	15	15
Total Volume	224	224	53	53
% App. Total	100		100	
PHF	.718	.718	.779	.779
Bikes ST	224	224	51	51
% Bikes ST	100	100	96.2	96.2
Bikes SW	0	0	2	2
% Bikes SW	0	0	3.8	3.8



Accurate Counts

978-664-2565

N/S Street : Bicycle Count at ATR
 E/W Street : on Broadway
 City/State : Cambridge, MA
 Weather : Clear

File Name : LG038CB2
 Site Code : LG038CB2
 Start Date : 5/20/2015
 Page No : 1

Groups Printed- Bikes ST

	Broadway From East	Broadway From West	
Start Time	Thru	Thru	Int. Total
07:30 AM	3	43	46
07:45 AM	6	45	51
Total	9	88	97
08:00 AM	10	56	66
08:15 AM	5	85	90
08:30 AM	2	100	102
08:45 AM	5	95	100
Total	22	336	358
09:00 AM	6	63	69
09:15 AM	6	43	49
Grand Total	43	530	573
Apprch %	100	100	
Total %	7.5	92.5	

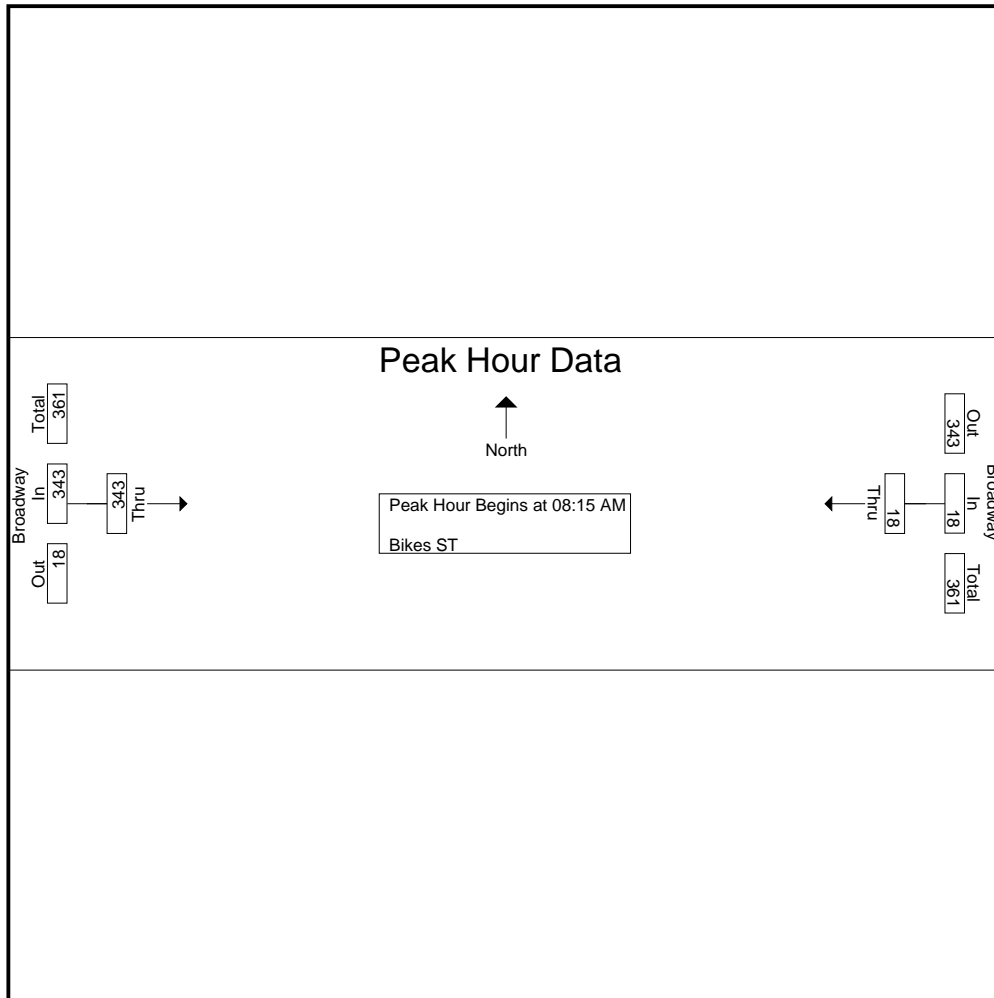
Accurate Counts

978-664-2565

N/S Street : Bicycle Count at ATR
 E/W Street : on Broadway
 City/State : Cambridge, MA
 Weather : Clear

File Name : LG038CB2
 Site Code : LG038CB2
 Start Date : 5/20/2015
 Page No : 2

Start Time	Broadway From East		Broadway From West		Int. Total
	Thru	App. Total	Thru	App. Total	
Peak Hour Analysis From 07:30 AM to 09:15 AM - Peak 1 of 1					
Peak Hour for Entire Intersection Begins at 08:15 AM					
08:15 AM	5	5	85	85	90
08:30 AM	2	2	100	100	102
08:45 AM	5	5	95	95	100
09:00 AM	6	6	63	63	69
Total Volume	18	18	343	343	361
% App. Total	100		100		
PHF	.750	.750	.858	.858	.885



Peak Hour Analysis From 07:30 AM to 09:15 AM - Peak 1 of 1
 Peak Hour for Each Approach Begins at:

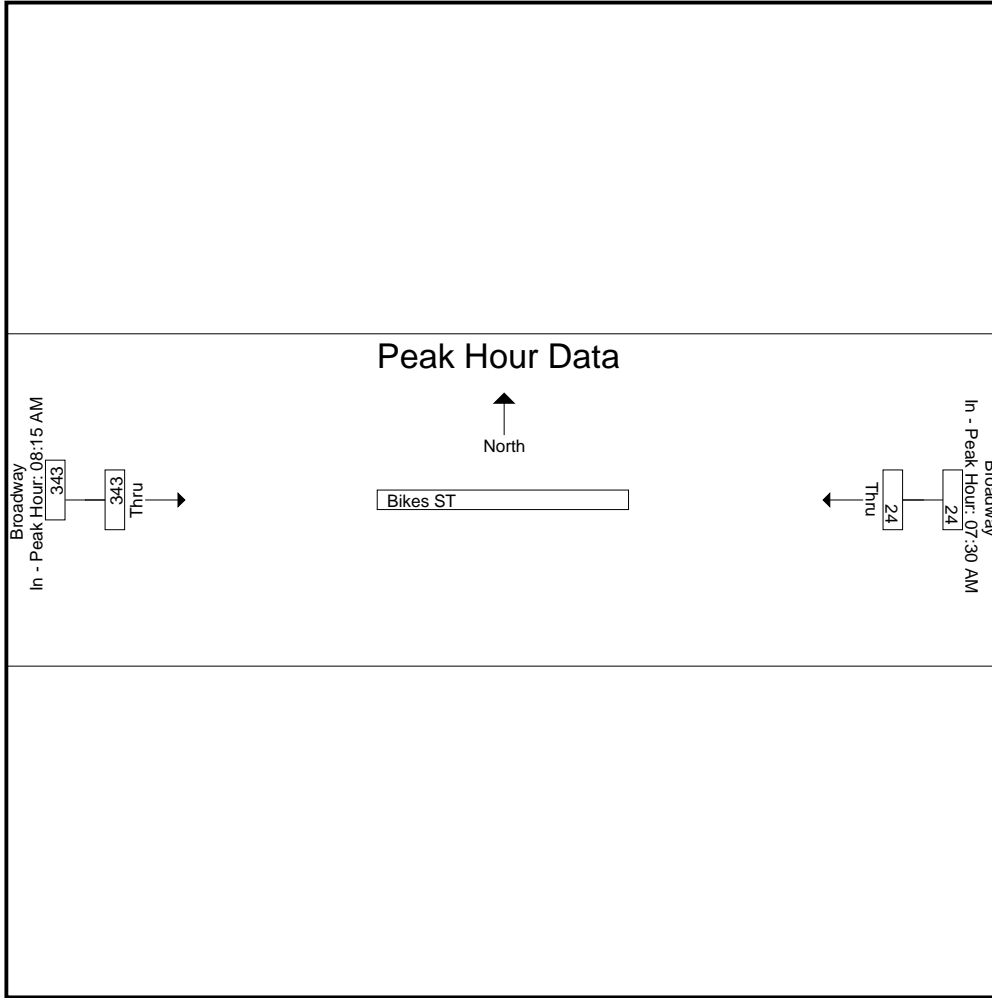
	07:30 AM		08:15 AM	
+0 mins.	3	3	85	85
+15 mins.	6	6	100	100
+30 mins.	10	10	95	95
+45 mins.	5	5	63	63
Total Volume	24	24	343	343
% App. Total	100		100	
PHF	.600	.600	.858	.858

Accurate Counts

978-664-2565

N/S Street : Bicycle Count at ATR
E/W Street : on Broadway
City/State : Cambridge, MA
Weather : Clear

File Name : LG038CB2
Site Code : LG038CB2
Start Date : 5/20/2015
Page No : 3



Accurate Counts

978-664-2565

N/S Street : Bicycle Count at ATR
 E/W Street : on Broadway
 City/State : Cambridge, MA
 Weather : Clear

File Name : LG038CB2
 Site Code : LG038CB2
 Start Date : 5/20/2015
 Page No : 1

Groups Printed- Bikes ST

	Broadway From East	Broadway From West	
Start Time	Thru	Thru	Int. Total
05:30 PM	62	8	70
05:45 PM	78	17	95
Total	140	25	165
06:00 PM	58	11	69
06:15 PM	26	15	41
06:30 PM	53	6	59
06:45 PM	23	9	32
Total	160	41	201
07:00 PM	31	8	39
07:15 PM	21	3	24
Grand Total	352	77	429
Apprch %	100	100	
Total %	82.1	17.9	

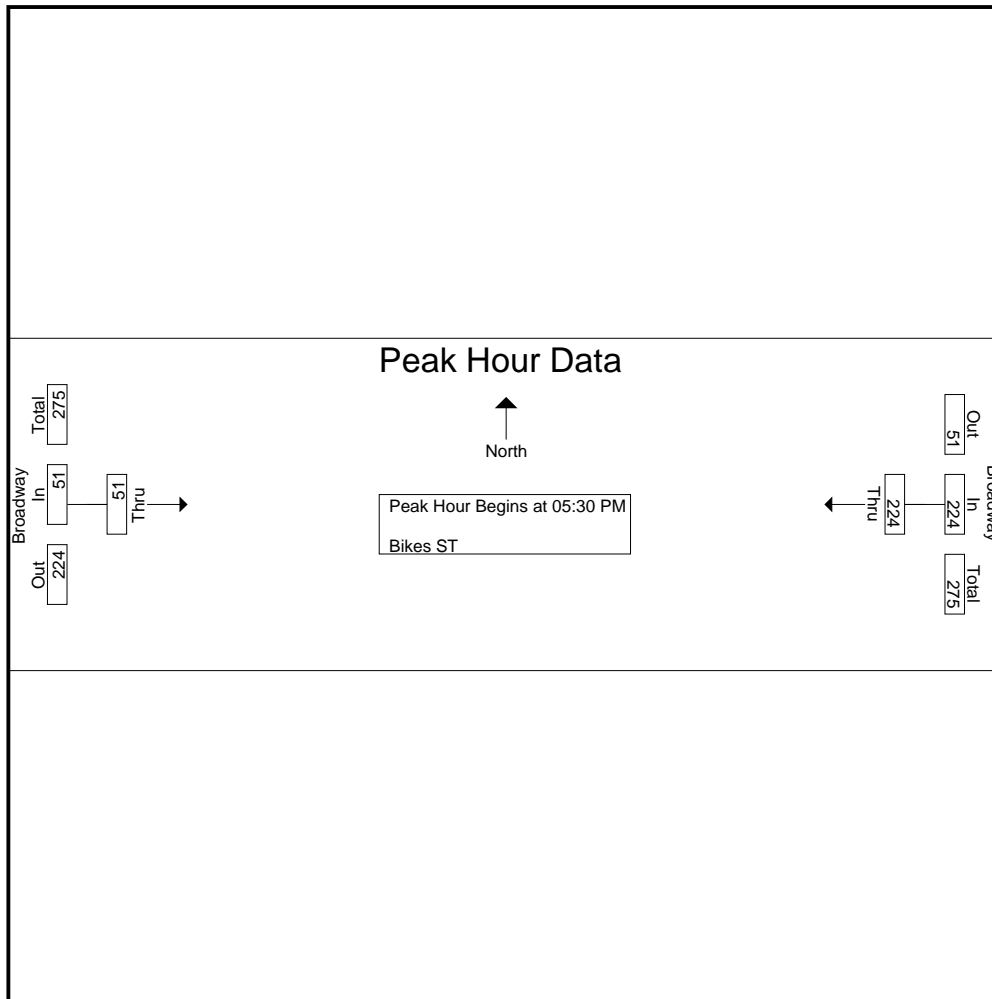
Accurate Counts

978-664-2565

N/S Street : Bicycle Count at ATR
 E/W Street : on Broadway
 City/State : Cambridge, MA
 Weather : Clear

File Name : LG038CB2
 Site Code : LG038CB2
 Start Date : 5/20/2015
 Page No : 2

Start Time	Broadway From East		Broadway From West		Int. Total
	Thru	App. Total	Thru	App. Total	
Peak Hour Analysis From 05:30 PM to 07:15 PM - Peak 1 of 1					
Peak Hour for Entire Intersection Begins at 05:30 PM					
05:30 PM	62	62	8	8	70
05:45 PM	78	78	17	17	95
06:00 PM	58	58	11	11	69
06:15 PM	26	26	15	15	41
Total Volume	224	224	51	51	275
% App. Total	100		100		
PHF	.718	.718	.750	.750	.724



Peak Hour Analysis From 05:30 PM to 07:15 PM - Peak 1 of 1
 Peak Hour for Each Approach Begins at:

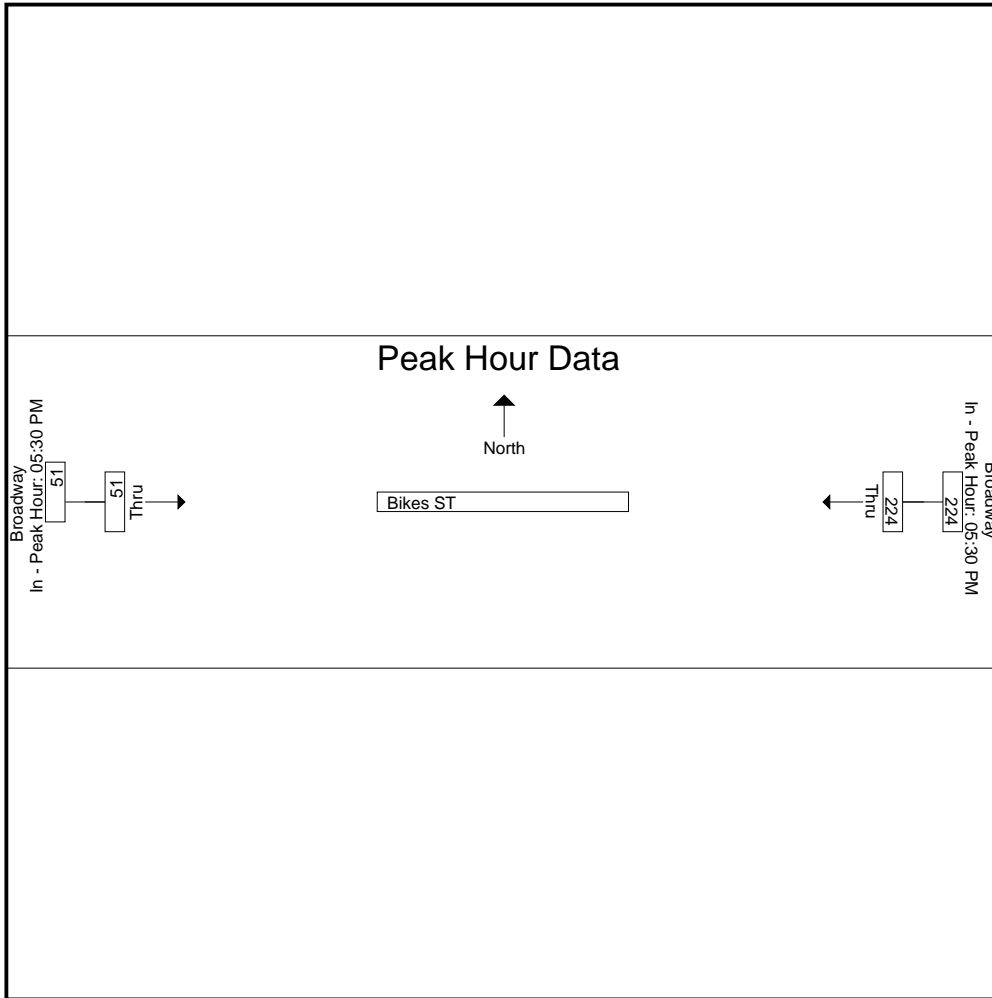
	05:30 PM		05:30 PM	
+0 mins.	62	62	8	8
+15 mins.	78	78	17	17
+30 mins.	58	58	11	11
+45 mins.	26	26	15	15
Total Volume	224	224	51	51
% App. Total	100		100	
PHF	.718	.718	.750	.750

Accurate Counts

978-664-2565

N/S Street : Bicycle Count at ATR
E/W Street : on Broadway
City/State : Cambridge, MA
Weather : Clear

File Name : LG038CB2
Site Code : LG038CB2
Start Date : 5/20/2015
Page No : 3



Accurate Counts

978-664-2565

N/S Street : Bicycle Count at ATR
 E/W Street : on Broadway
 City/State : Cambridge, MA
 Weather : Clear

File Name : LG038CB2
 Site Code : LG038CB2
 Start Date : 5/20/2015
 Page No : 1

Groups Printed- Bikes SW

	Broadway From East	Broadway From West	
Start Time	Thru	Thru	Int. Total
07:30 AM	0	0	0
07:45 AM	0	0	0
Total	0	0	0
08:00 AM	0	0	0
08:15 AM	0	0	0
08:30 AM	0	0	0
08:45 AM	1	0	1
Total	1	0	1
09:00 AM	0	0	0
09:15 AM	0	0	0
Grand Total	1	0	1
Apprch %	100	0	
Total %	100	0	

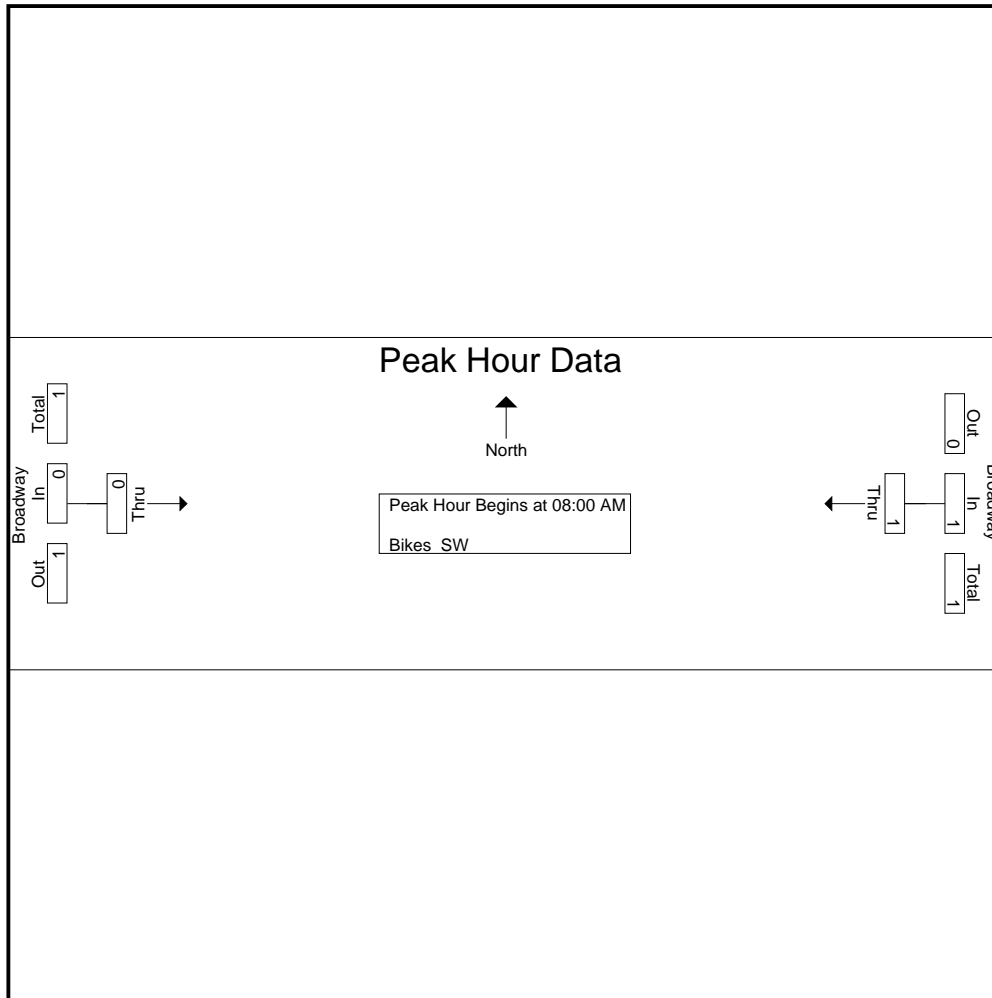
Accurate Counts

978-664-2565

N/S Street : Bicycle Count at ATR
 E/W Street : on Broadway
 City/State : Cambridge, MA
 Weather : Clear

File Name : LG038CB2
 Site Code : LG038CB2
 Start Date : 5/20/2015
 Page No : 2

Start Time	Broadway From East		Broadway From West		Int. Total
	Thru	App. Total	Thru	App. Total	
Peak Hour Analysis From 07:30 AM to 09:15 AM - Peak 1 of 1					
Peak Hour for Entire Intersection Begins at 08:00 AM					
08:00 AM	0	0	0	0	0
08:15 AM	0	0	0	0	0
08:30 AM	0	0	0	0	0
08:45 AM	1	1	0	0	1
Total Volume	1	1	0	0	1
% App. Total	100		0		
PHF	.250	.250	.000	.000	.250



Peak Hour Analysis From 07:30 AM to 09:15 AM - Peak 1 of 1
 Peak Hour for Each Approach Begins at:

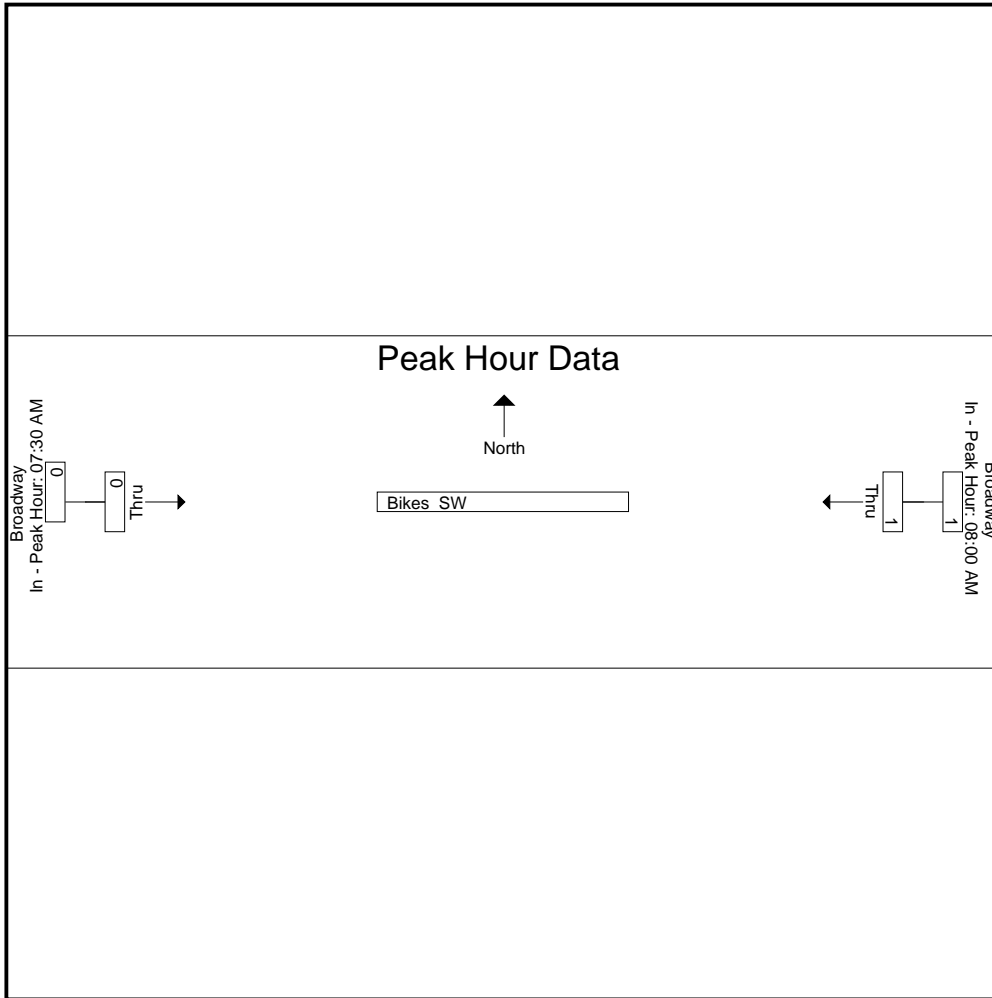
	08:00 AM		07:30 AM	
+0 mins.	0	0	0	0
+15 mins.	0	0	0	0
+30 mins.	0	0	0	0
+45 mins.	1	1	0	0
Total Volume	1	1	0	0
% App. Total	100		0	
PHF	.250	.250	.000	.000

Accurate Counts

978-664-2565

N/S Street : Bicycle Count at ATR
E/W Street : on Broadway
City/State : Cambridge, MA
Weather : Clear

File Name : LG038CB2
Site Code : LG038CB2
Start Date : 5/20/2015
Page No : 3



Accurate Counts

978-664-2565

N/S Street : Bicycle Count at ATR
 E/W Street : on Broadway
 City/State : Cambridge, MA
 Weather : Clear

File Name : LG038CB2
 Site Code : LG038CB2
 Start Date : 5/20/2015
 Page No : 1

Groups Printed- Bikes SW

	Broadway From East	Broadway From West	
Start Time	Thru	Thru	Int. Total
05:30 PM	0	2	2
05:45 PM	0	0	0
Total	0	2	2
06:00 PM	0	0	0
06:15 PM	0	0	0
06:30 PM	1	0	1
06:45 PM	0	0	0
Total	1	0	1
07:00 PM	0	0	0
07:15 PM	1	0	1
Grand Total	2	2	4
Apprch %	100	100	
Total %	50	50	

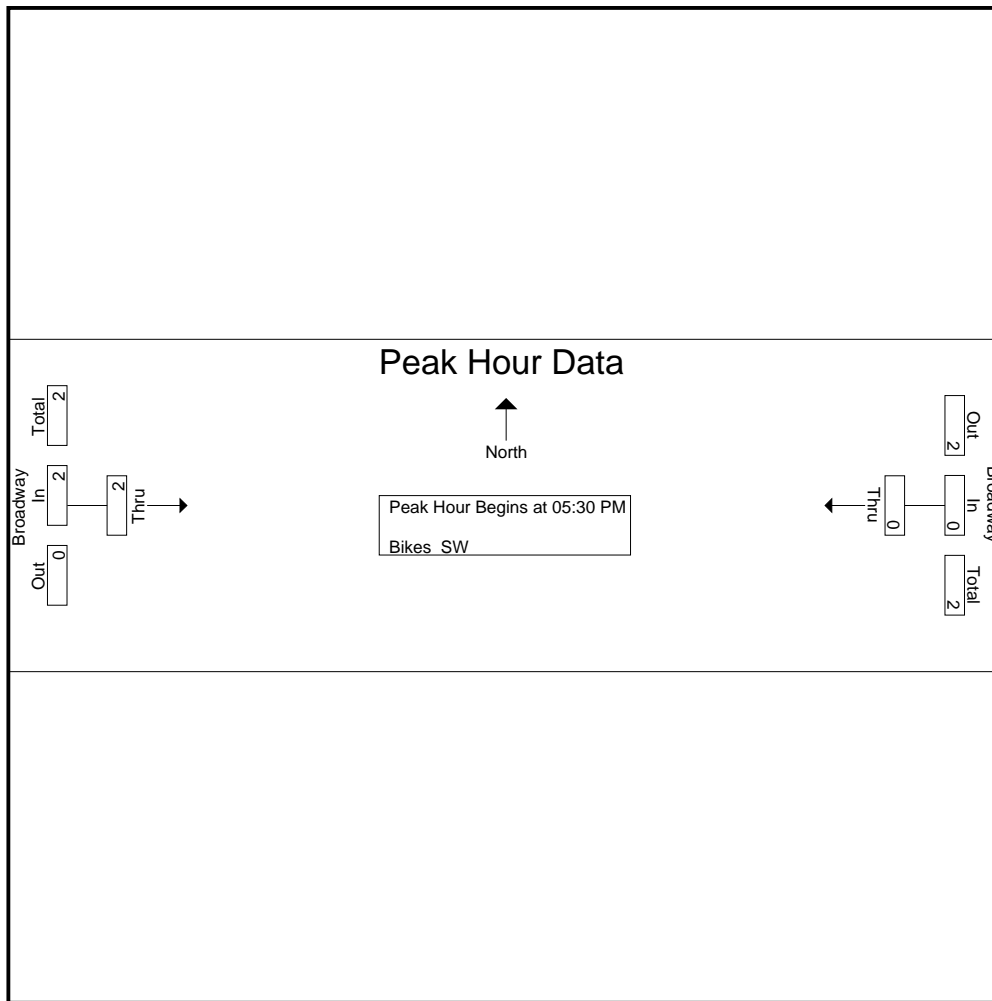
Accurate Counts

978-664-2565

N/S Street : Bicycle Count at ATR
 E/W Street : on Broadway
 City/State : Cambridge, MA
 Weather : Clear

File Name : LG038CB2
 Site Code : LG038CB2
 Start Date : 5/20/2015
 Page No : 2

Start Time	Broadway From East		Broadway From West		Int. Total
	Thru	App. Total	Thru	App. Total	
Peak Hour Analysis From 05:30 PM to 07:15 PM - Peak 1 of 1					
Peak Hour for Entire Intersection Begins at 05:30 PM					
05:30 PM	0	0	2	2	2
05:45 PM	0	0	0	0	0
06:00 PM	0	0	0	0	0
06:15 PM	0	0	0	0	0
Total Volume	0	0	2	2	2
% App. Total	0		100		
PHF	.000	.000	.250	.250	.250



Peak Hour Analysis From 05:30 PM to 07:15 PM - Peak 1 of 1
 Peak Hour for Each Approach Begins at:

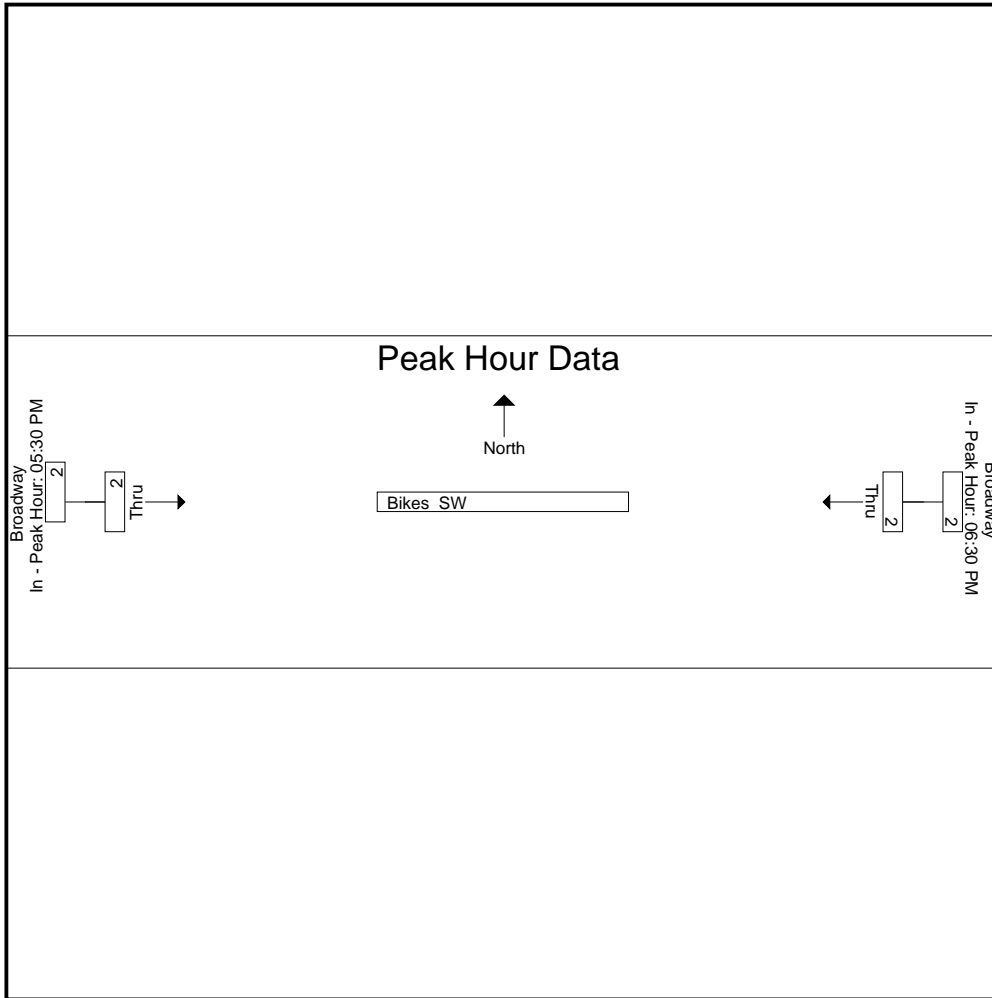
	06:30 PM		05:30 PM	
+0 mins.	1	1	2	2
+15 mins.	0	0	0	0
+30 mins.	0	0	0	0
+45 mins.	1	1	0	0
Total Volume	2	2	2	2
% App. Total	100		100	
PHF	.500	.500	.250	.250

Accurate Counts

978-664-2565

N/S Street : Bicycle Count at ATR
E/W Street : on Broadway
City/State : Cambridge, MA
Weather : Clear

File Name : LG038CB2
Site Code : LG038CB2
Start Date : 5/20/2015
Page No : 3



Accurate Counts

978-664-2565

N/S Street : Bicycle Count at ATR
 E/W Street : on Binney Street
 City/State : Cambridge, MA
 Weather : Clear

File Name : LG038CB3
 Site Code : LG038CB3
 Start Date : 5/20/2015
 Page No : 1

Groups Printed- Bikes ST - Bikes SW

	Binney St From East		Binney St From West		Int. Total
	Start Time	Thru	Thru		
	07:30 AM	3	5	8	
	07:45 AM	12	8	20	
Total		15	13	28	
	08:00 AM	7	4	11	
	08:15 AM	7	9	16	
	08:30 AM	8	17	25	
	08:45 AM	10	17	27	
Total		32	47	79	
	09:00 AM	4	15	19	
	09:15 AM	3	4	7	
Grand Total		54	79	133	
Apprch %		100	100		
Total %		40.6	59.4		
Bikes ST		52	79	131	
% Bikes ST		96.3	100	98.5	
Bikes SW		2	0	2	
% Bikes SW		3.7	0	1.5	

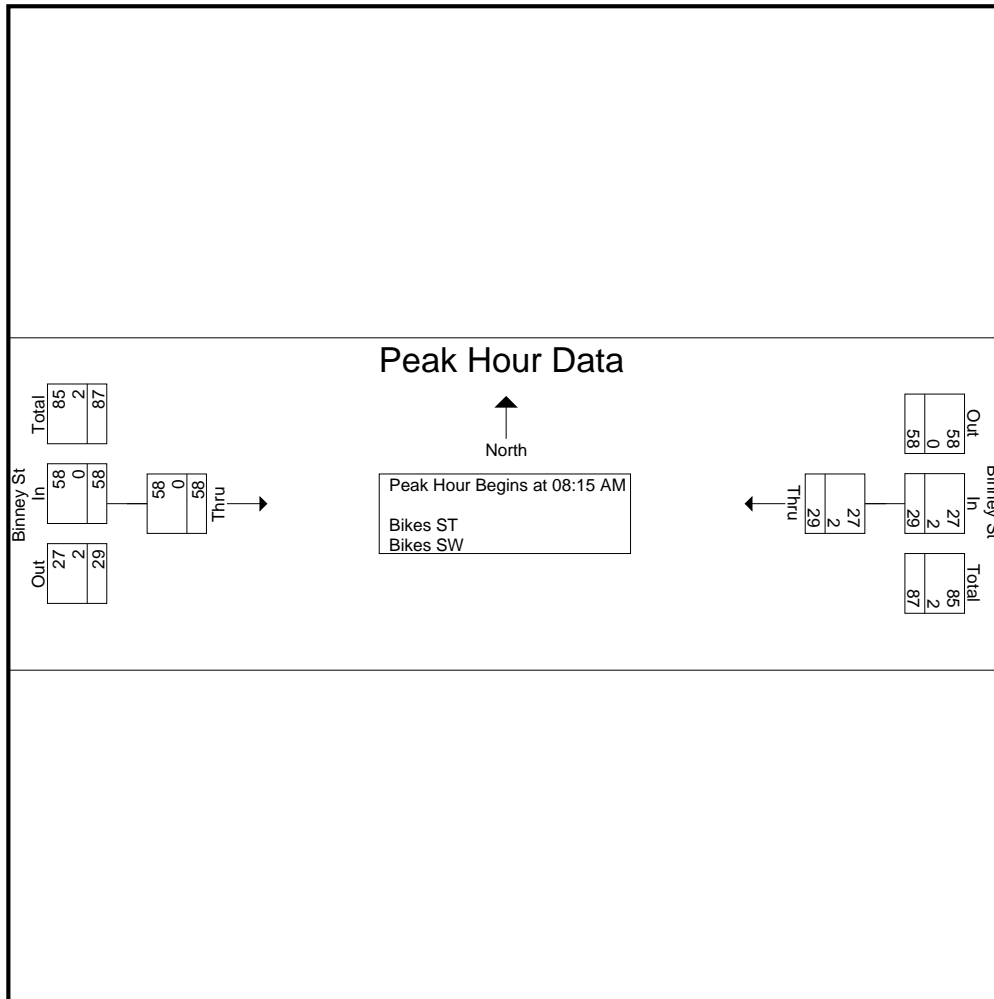
Accurate Counts

978-664-2565

N/S Street : Bicycle Count at ATR
 E/W Street : on Binney Street
 City/State : Cambridge, MA
 Weather : Clear

File Name : LG038CB3
 Site Code : LG038CB3
 Start Date : 5/20/2015
 Page No : 2

Start Time	Binney St From East		Binney St From West		Int. Total
	Thru	App. Total	Thru	App. Total	
Peak Hour Analysis From 07:30 AM to 09:15 AM - Peak 1 of 1					
Peak Hour for Entire Intersection Begins at 08:15 AM					
08:15 AM	7	7	9	9	16
08:30 AM	8	8	17	17	25
08:45 AM	10	10	17	17	27
09:00 AM	4	4	15	15	19
Total Volume	29	29	58	58	87
% App. Total	100		100		
PHF	.725	.725	.853	.853	.806
Bikes ST	27	27	58	58	85
% Bikes ST	93.1	93.1	100	100	97.7
Bikes SW	2	2	0	0	2
% Bikes SW	6.9	6.9	0	0	2.3



Accurate Counts

978-664-2565

N/S Street : Bicycle Count at ATR
 E/W Street : on Binney Street
 City/State : Cambridge, MA
 Weather : Clear

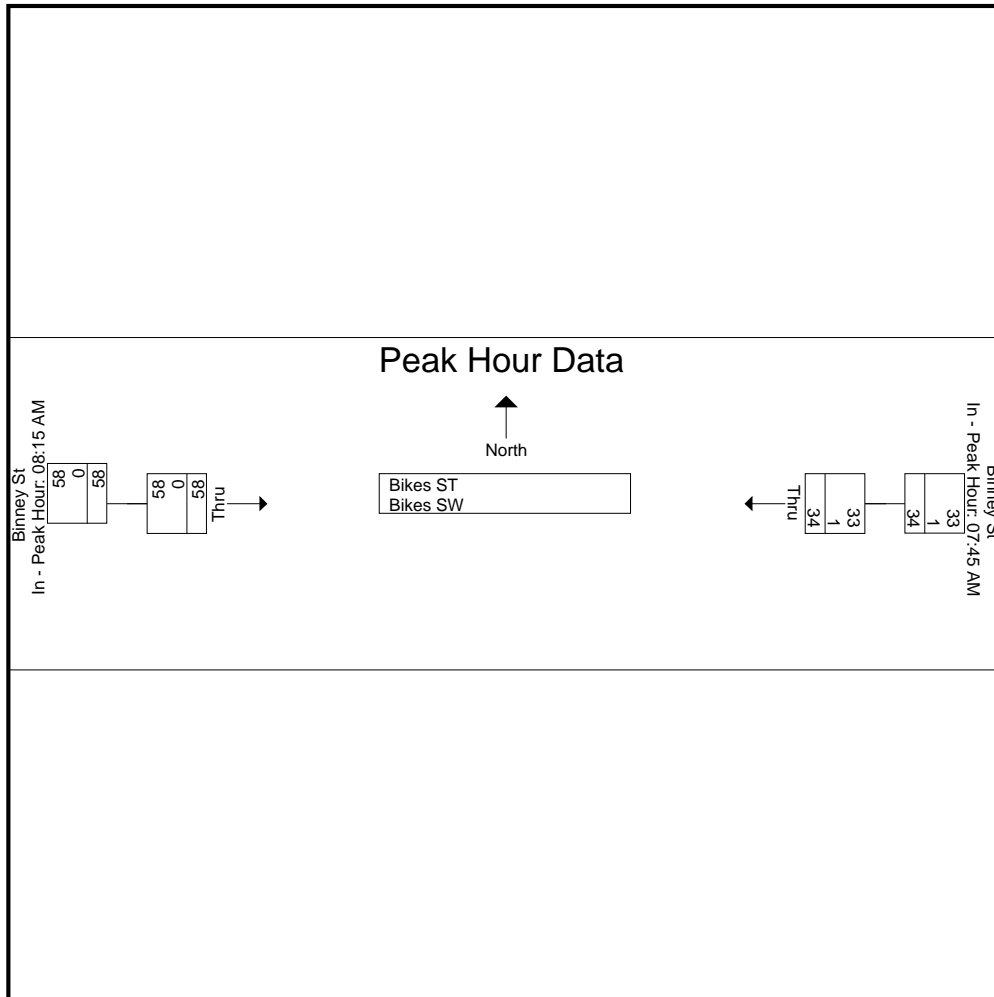
File Name : LG038CB3
 Site Code : LG038CB3
 Start Date : 5/20/2015
 Page No : 3

Start Time	Binney St From East		Binney St From West		Int. Total
	Thru	App. Total	Thru	App. Total	

Peak Hour Analysis From 07:30 AM to 09:15 AM - Peak 1 of 1

Peak Hour for Each Approach Begins at:

	07:45 AM		08:15 AM	
+0 mins.	12	12	9	9
+15 mins.	7	7	17	17
+30 mins.	7	7	17	17
+45 mins.	8	8	15	15
Total Volume	34	34	58	58
% App. Total	100		100	
PHF	.708	.708	.853	.853
Bikes ST	33	33	58	58
% Bikes ST	97.1	97.1	100	100
Bikes SW	1	1	0	0
% Bikes SW	2.9	2.9	0	0



Accurate Counts

978-664-2565

N/S Street : Bicycle Count at ATR
 E/W Street : on Binney Street
 City/State : Cambridge, MA
 Weather : Clear

File Name : LG038CB3
 Site Code : LG038CB3
 Start Date : 5/20/2015
 Page No : 1

Groups Printed- Bikes ST - Bikes SW

	Binney St From East		Binney St From West		Int. Total
	Start Time	Thru	Thru	Thru	
	05:30 PM	8	4		12
	05:45 PM	7	7		14
Total		15	11		26
	06:00 PM	11	8		19
	06:15 PM	13	4		17
	06:30 PM	17	3		20
	06:45 PM	22	7		29
Total		63	22		85
	07:00 PM	8	5		13
	07:15 PM	6	1		7
Grand Total		92	39		131
Apprch %		100	100		
Total %		70.2	29.8		
Bikes ST		92	36		128
% Bikes ST		100	92.3		97.7
Bikes SW		0	3		3
% Bikes SW		0	7.7		2.3

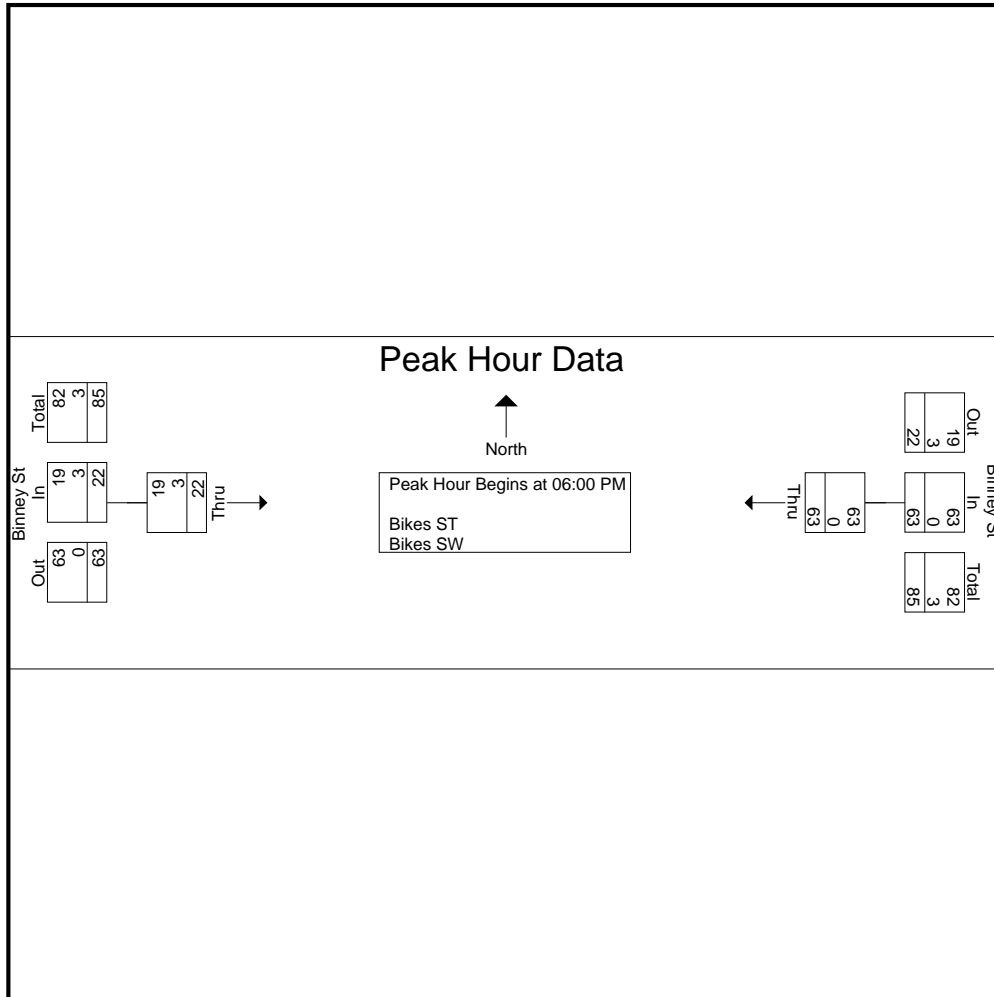
Accurate Counts

978-664-2565

N/S Street : Bicycle Count at ATR
 E/W Street : on Binney Street
 City/State : Cambridge, MA
 Weather : Clear

File Name : LG038CB3
 Site Code : LG038CB3
 Start Date : 5/20/2015
 Page No : 2

Start Time	Binney St From East		Binney St From West		Int. Total
	Thru	App. Total	Thru	App. Total	
Peak Hour Analysis From 05:30 PM to 07:15 PM - Peak 1 of 1					
Peak Hour for Entire Intersection Begins at 06:00 PM					
06:00 PM	11	11	8	8	19
06:15 PM	13	13	4	4	17
06:30 PM	17	17	3	3	20
06:45 PM	22	22	7	7	29
Total Volume	63	63	22	22	85
% App. Total	100		100		
PHF	.716	.716	.688	.688	.733
Bikes ST	63	63	19	19	82
% Bikes ST	100	100	86.4	86.4	96.5
Bikes SW	0	0	3	3	3
% Bikes SW	0	0	13.6	13.6	3.5



Accurate Counts

978-664-2565

N/S Street : Bicycle Count at ATR
 E/W Street : on Binney Street
 City/State : Cambridge, MA
 Weather : Clear

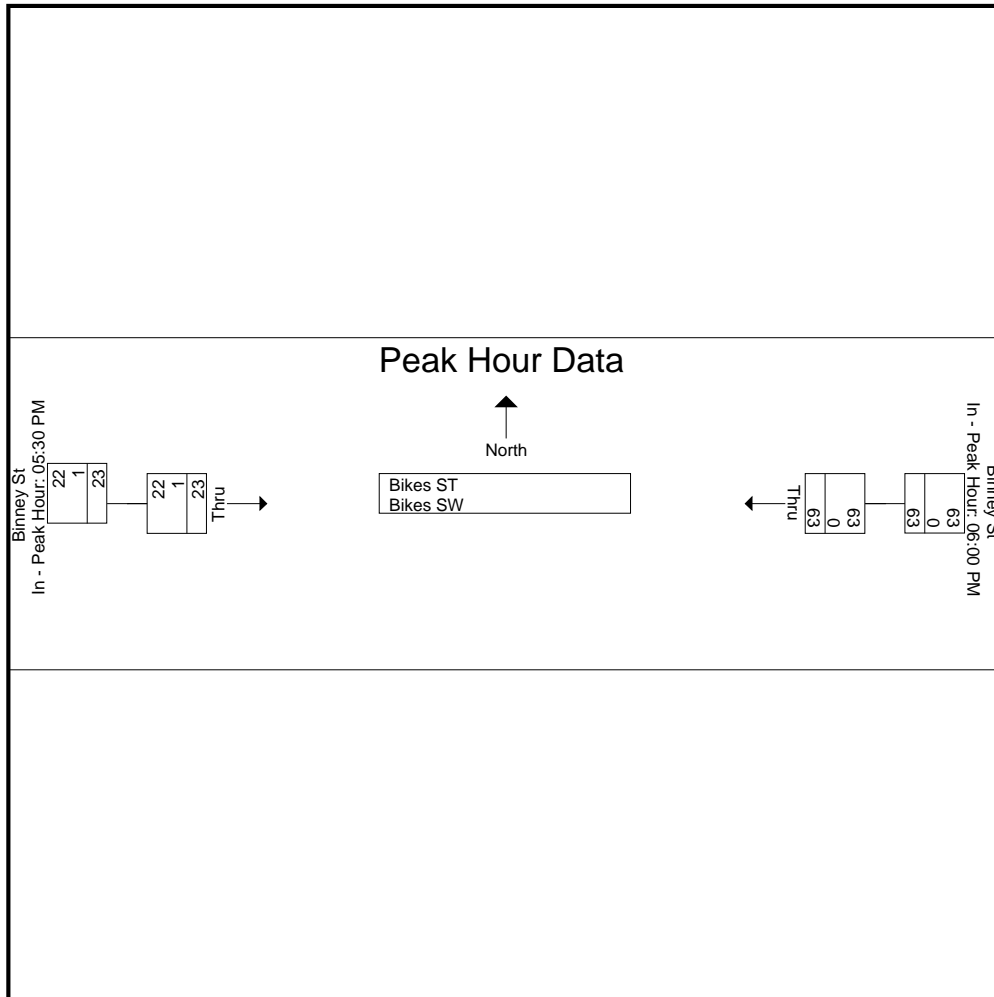
File Name : LG038CB3
 Site Code : LG038CB3
 Start Date : 5/20/2015
 Page No : 3

Start Time	Binney St From East		Binney St From West		Int. Total
	Thru	App. Total	Thru	App. Total	

Peak Hour Analysis From 05:30 PM to 07:15 PM - Peak 1 of 1

Peak Hour for Each Approach Begins at:

	06:00 PM		05:30 PM	
+0 mins.	11	11	4	4
+15 mins.	13	13	7	7
+30 mins.	17	17	8	8
+45 mins.	22	22	4	4
Total Volume	63	63	23	23
% App. Total	100		100	
PHF	.716	.716	.719	.719
Bikes ST	63	63	22	22
% Bikes ST	100	100	95.7	95.7
Bikes SW	0	0	1	1
% Bikes SW	0	0	4.3	4.3



Accurate Counts

978-664-2565

N/S Street : Bicycle Count at ATR
 E/W Street : on Binney Street
 City/State : Cambridge, MA
 Weather : Clear

File Name : LG038CB3
 Site Code : LG038CB3
 Start Date : 5/20/2015
 Page No : 1

Groups Printed- Bikes ST

	Binney St From East	Binney St From West	
Start Time	Thru	Thru	Int. Total
07:30 AM	3	5	8
07:45 AM	12	8	20
Total	15	13	28
08:00 AM	7	4	11
08:15 AM	6	9	15
08:30 AM	8	17	25
08:45 AM	9	17	26
Total	30	47	77
09:00 AM	4	15	19
09:15 AM	3	4	7
Grand Total	52	79	131
Apprch %	100	100	
Total %	39.7	60.3	

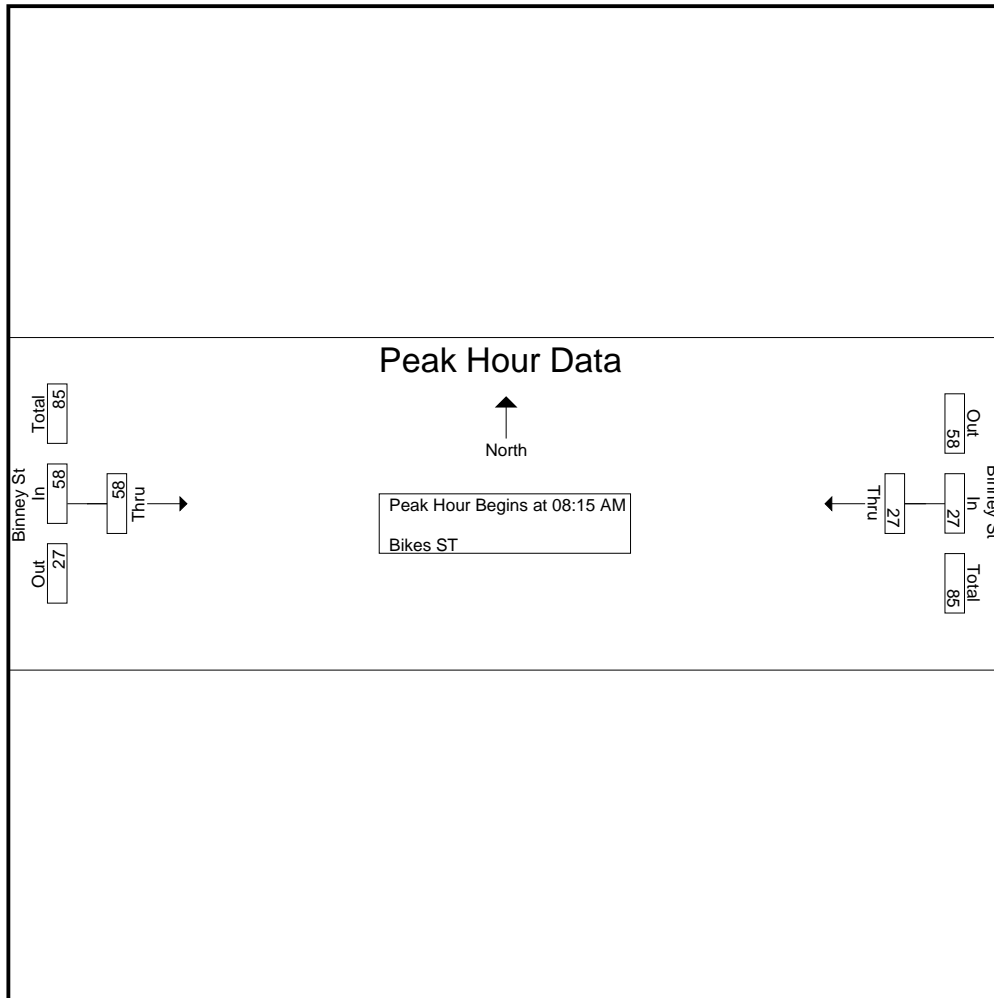
Accurate Counts

978-664-2565

N/S Street : Bicycle Count at ATR
 E/W Street : on Binney Street
 City/State : Cambridge, MA
 Weather : Clear

File Name : LG038CB3
 Site Code : LG038CB3
 Start Date : 5/20/2015
 Page No : 2

Start Time	Binney St From East		Binney St From West		Int. Total
	Thru	App. Total	Thru	App. Total	
Peak Hour Analysis From 07:30 AM to 09:15 AM - Peak 1 of 1					
Peak Hour for Entire Intersection Begins at 08:15 AM					
08:15 AM	6	6	9	9	15
08:30 AM	8	8	17	17	25
08:45 AM	9	9	17	17	26
09:00 AM	4	4	15	15	19
Total Volume	27	27	58	58	85
% App. Total	100		100		
PHF	.750	.750	.853	.853	.817



Peak Hour Analysis From 07:30 AM to 09:15 AM - Peak 1 of 1
 Peak Hour for Each Approach Begins at:

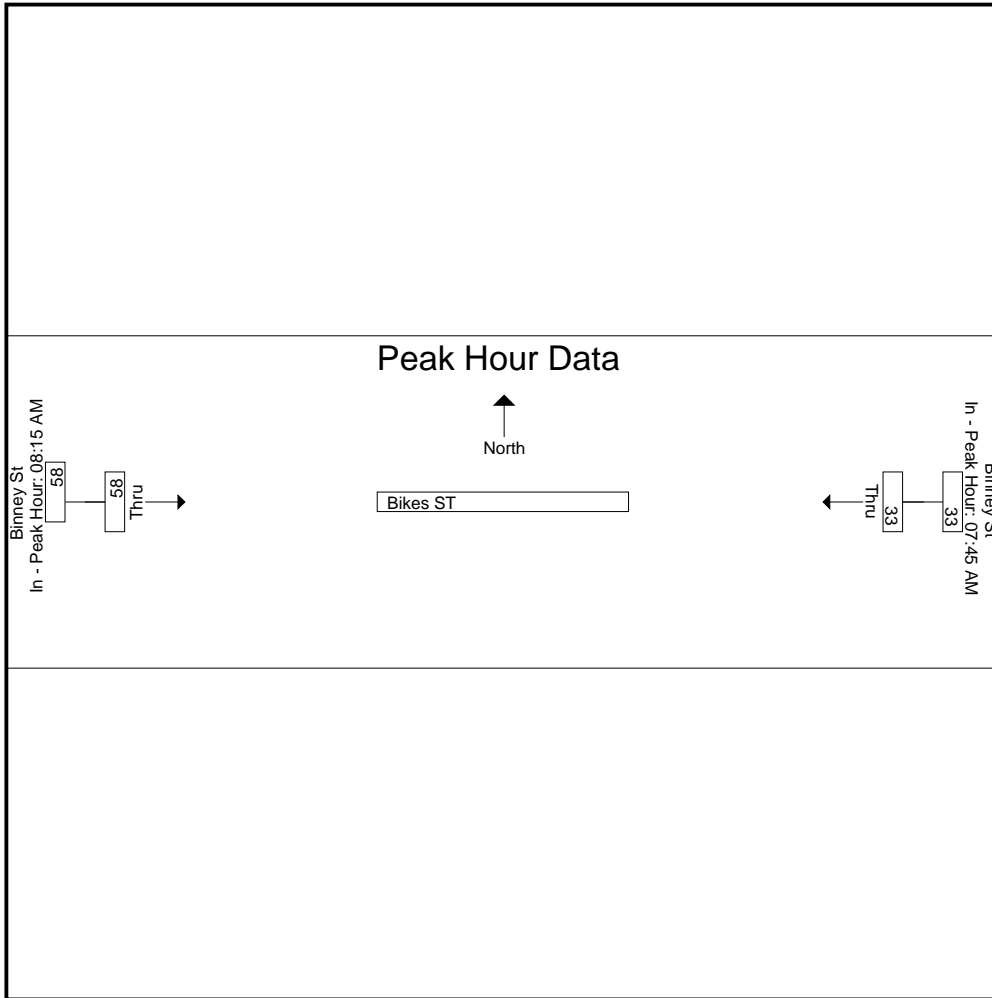
	07:45 AM		08:15 AM	
+0 mins.	12	12	9	9
+15 mins.	7	7	17	17
+30 mins.	6	6	17	17
+45 mins.	8	8	15	15
Total Volume	33	33	58	58
% App. Total	100		100	
PHF	.688	.688	.853	.853

Accurate Counts

978-664-2565

N/S Street : Bicycle Count at ATR
E/W Street : on Binney Street
City/State : Cambridge, MA
Weather : Clear

File Name : LG038CB3
Site Code : LG038CB3
Start Date : 5/20/2015
Page No : 3



Accurate Counts

978-664-2565

N/S Street : Bicycle Count at ATR
 E/W Street : on Binney Street
 City/State : Cambridge, MA
 Weather : Clear

File Name : LG038CB3
 Site Code : LG038CB3
 Start Date : 5/20/2015
 Page No : 1

Groups Printed- Bikes ST

	Binney St From East	Binney St From West	
Start Time	Thru	Thru	Int. Total
05:30 PM	8	4	12
05:45 PM	7	7	14
Total	15	11	26
06:00 PM	11	7	18
06:15 PM	13	4	17
06:30 PM	17	3	20
06:45 PM	22	5	27
Total	63	19	82
07:00 PM	8	5	13
07:15 PM	6	1	7
Grand Total	92	36	128
Apprch %	100	100	
Total %	71.9	28.1	

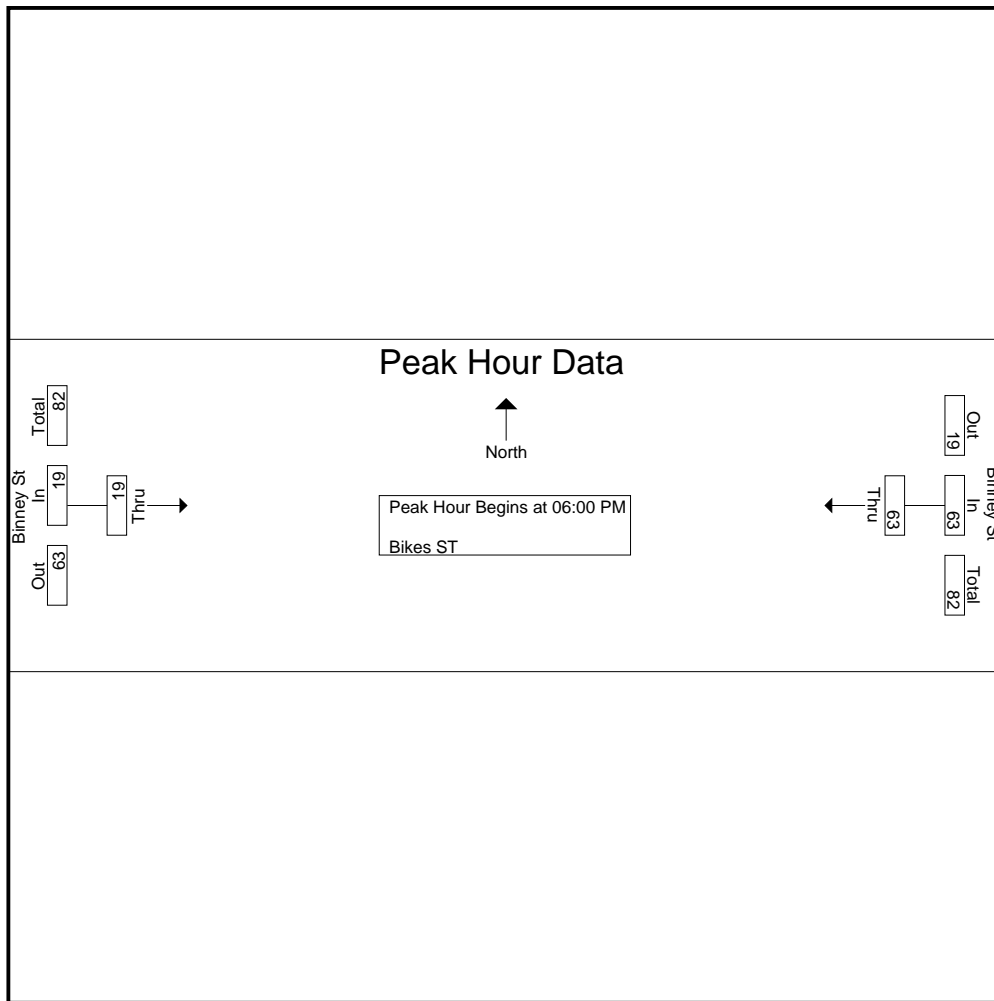
Accurate Counts

978-664-2565

N/S Street : Bicycle Count at ATR
 E/W Street : on Binney Street
 City/State : Cambridge, MA
 Weather : Clear

File Name : LG038CB3
 Site Code : LG038CB3
 Start Date : 5/20/2015
 Page No : 2

Start Time	Binney St From East		Binney St From West		Int. Total
	Thru	App. Total	Thru	App. Total	
Peak Hour Analysis From 05:30 PM to 07:15 PM - Peak 1 of 1					
Peak Hour for Entire Intersection Begins at 06:00 PM					
06:00 PM	11	11	7	7	18
06:15 PM	13	13	4	4	17
06:30 PM	17	17	3	3	20
06:45 PM	22	22	5	5	27
Total Volume	63	63	19	19	82
% App. Total	100		100		
PHF	.716	.716	.679	.679	.759



Peak Hour Analysis From 05:30 PM to 07:15 PM - Peak 1 of 1
 Peak Hour for Each Approach Begins at:

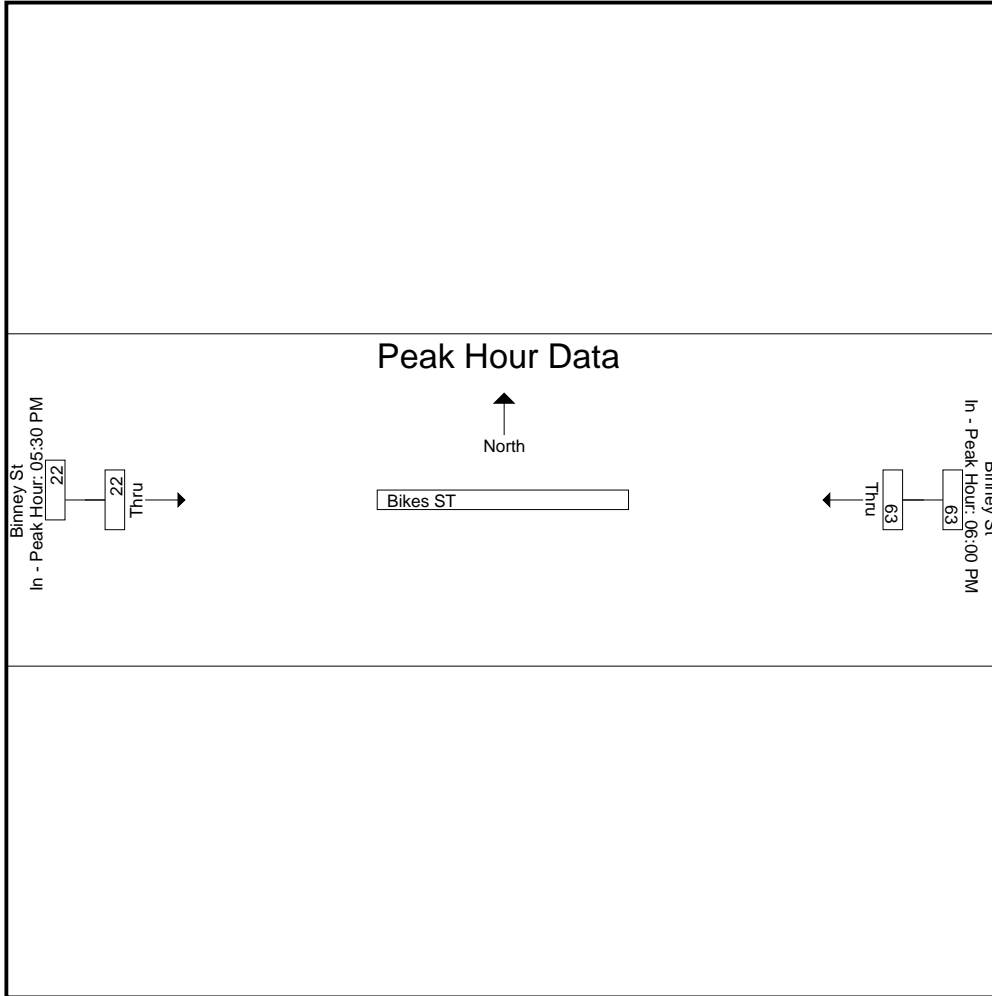
	06:00 PM		05:30 PM	
+0 mins.	11	11	4	4
+15 mins.	13	13	7	7
+30 mins.	17	17	7	7
+45 mins.	22	22	4	4
Total Volume	63	63	22	22
% App. Total	100		100	
PHF	.716	.716	.786	.786

Accurate Counts

978-664-2565

N/S Street : Bicycle Count at ATR
E/W Street : on Binney Street
City/State : Cambridge, MA
Weather : Clear

File Name : LG038CB3
Site Code : LG038CB3
Start Date : 5/20/2015
Page No : 3



Accurate Counts

978-664-2565

N/S Street : Bicycle Count at ATR
 E/W Street : on Binney Street
 City/State : Cambridge, MA
 Weather : Clear

File Name : LG038CB3
 Site Code : LG038CB3
 Start Date : 5/20/2015
 Page No : 1

Groups Printed- Bikes SW

	Binney St From East	Binney St From West	
Start Time	Thru	Thru	Int. Total
07:30 AM	0	0	0
07:45 AM	0	0	0
Total	0	0	0
08:00 AM	0	0	0
08:15 AM	1	0	1
08:30 AM	0	0	0
08:45 AM	1	0	1
Total	2	0	2
09:00 AM	0	0	0
09:15 AM	0	0	0
Grand Total	2	0	2
Apprch %	100	0	
Total %	100	0	

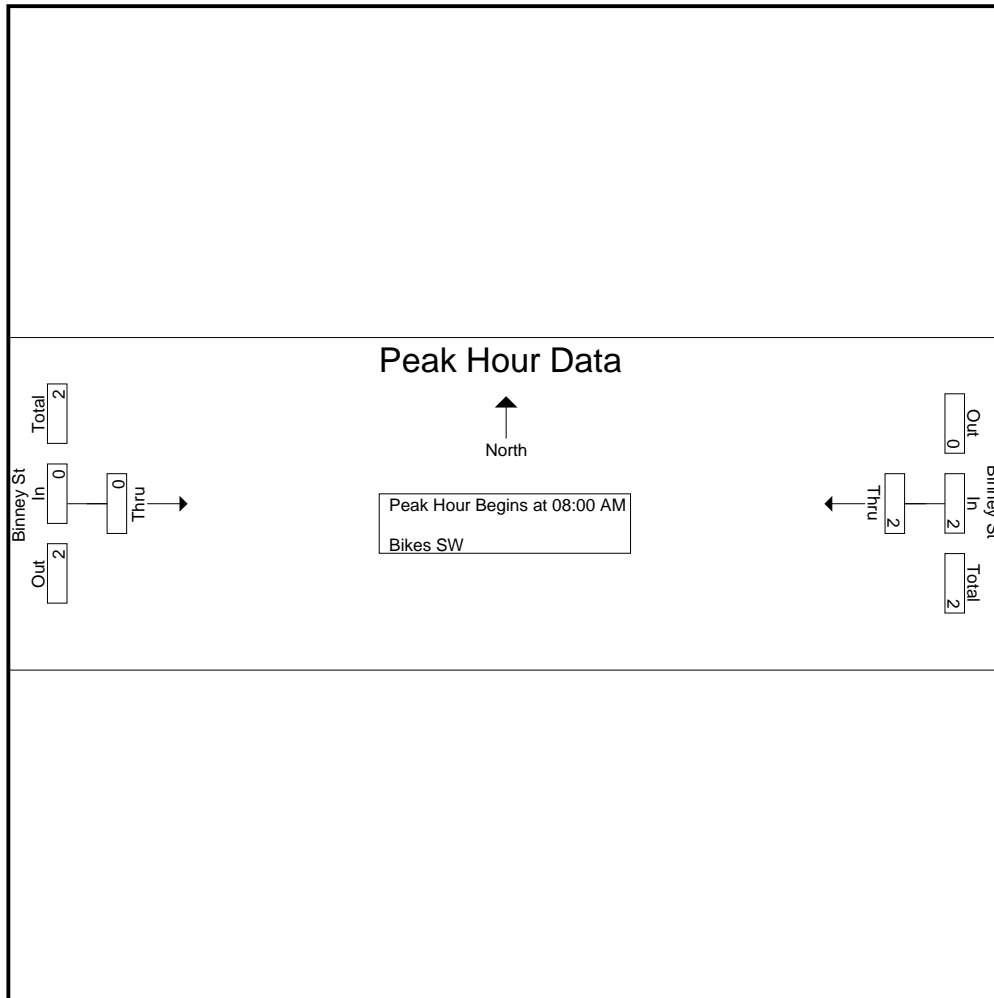
Accurate Counts

978-664-2565

N/S Street : Bicycle Count at ATR
 E/W Street : on Binney Street
 City/State : Cambridge, MA
 Weather : Clear

File Name : LG038CB3
 Site Code : LG038CB3
 Start Date : 5/20/2015
 Page No : 2

Start Time	Binney St From East		Binney St From West		Int. Total
	Thru	App. Total	Thru	App. Total	
Peak Hour Analysis From 07:30 AM to 09:15 AM - Peak 1 of 1					
Peak Hour for Entire Intersection Begins at 08:00 AM					
08:00 AM	0	0	0	0	0
08:15 AM	1	1	0	0	1
08:30 AM	0	0	0	0	0
08:45 AM	1	1	0	0	1
Total Volume	2	2	0	0	2
% App. Total	100		0		
PHF	.500	.500	.000	.000	.500



Peak Hour Analysis From 07:30 AM to 09:15 AM - Peak 1 of 1
 Peak Hour for Each Approach Begins at:

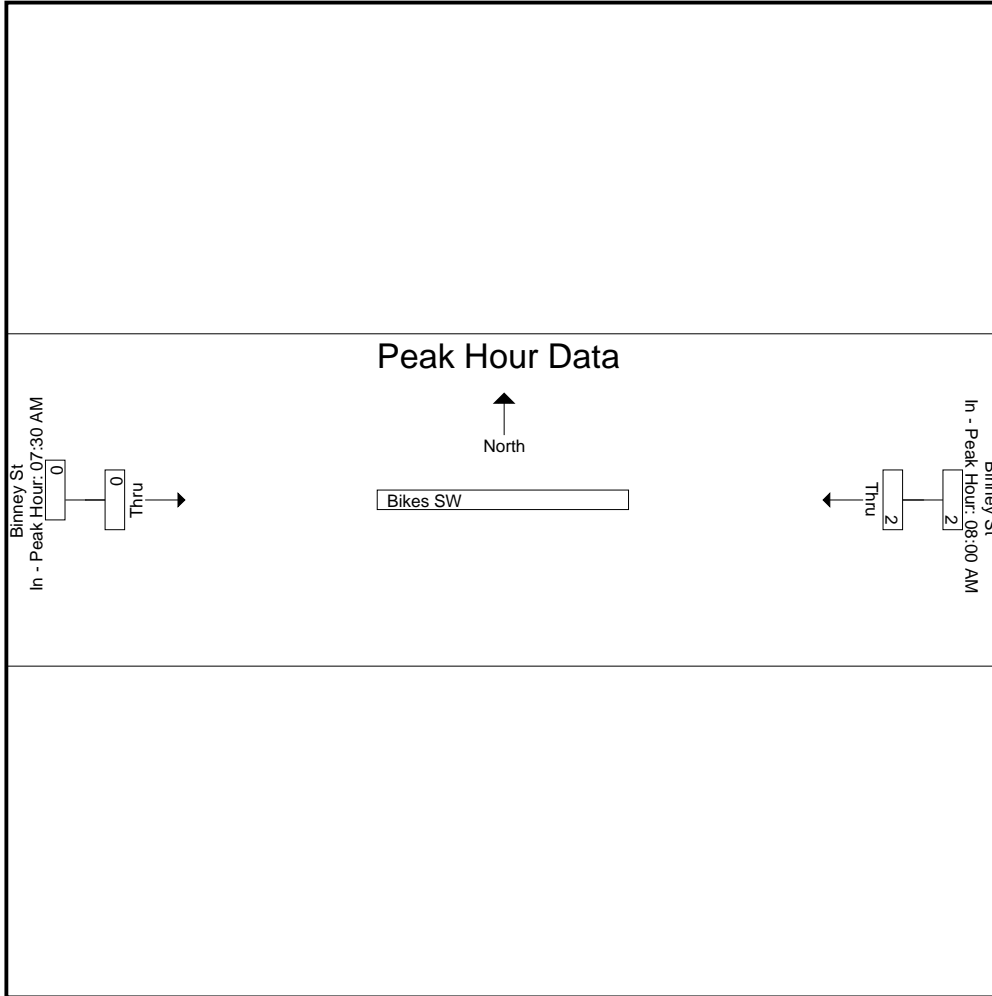
	08:00 AM		07:30 AM	
+0 mins.	0	0	0	0
+15 mins.	1	1	0	0
+30 mins.	0	0	0	0
+45 mins.	1	1	0	0
Total Volume	2	2	0	0
% App. Total	100		0	
PHF	.500	.500	.000	.000

Accurate Counts

978-664-2565

N/S Street : Bicycle Count at ATR
E/W Street : on Binney Street
City/State : Cambridge, MA
Weather : Clear

File Name : LG038CB3
Site Code : LG038CB3
Start Date : 5/20/2015
Page No : 3



Accurate Counts

978-664-2565

N/S Street : Bicycle Count at ATR
 E/W Street : on Binney Street
 City/State : Cambridge, MA
 Weather : Clear

File Name : LG038CB3
 Site Code : LG038CB3
 Start Date : 5/20/2015
 Page No : 1

Groups Printed- Bikes SW

	Binney St From East	Binney St From West	
Start Time	Thru	Thru	Int. Total
05:30 PM	0	0	0
05:45 PM	0	0	0
Total	0	0	0
06:00 PM	0	1	1
06:15 PM	0	0	0
06:30 PM	0	0	0
06:45 PM	0	2	2
Total	0	3	3
07:00 PM	0	0	0
07:15 PM	0	0	0
Grand Total	0	3	3
Apprch %	0	100	
Total %	0	100	

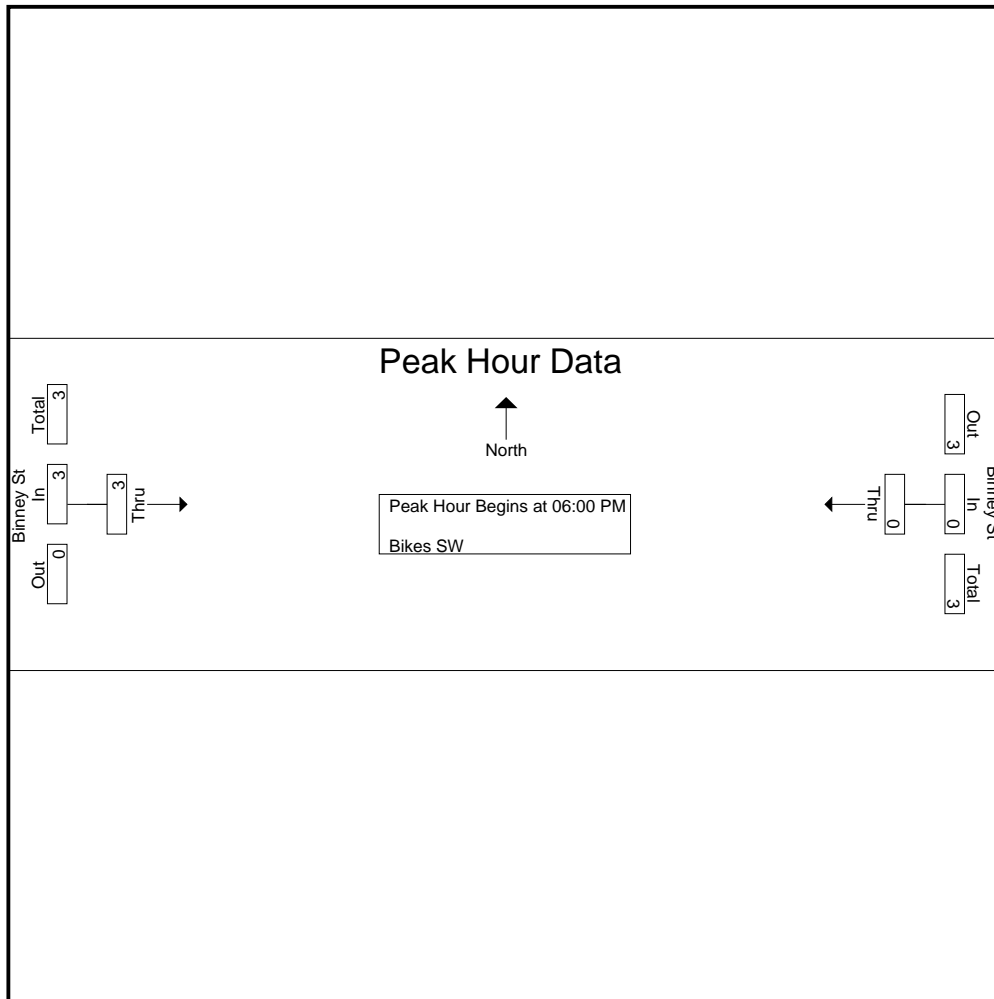
Accurate Counts

978-664-2565

N/S Street : Bicycle Count at ATR
 E/W Street : on Binney Street
 City/State : Cambridge, MA
 Weather : Clear

File Name : LG038CB3
 Site Code : LG038CB3
 Start Date : 5/20/2015
 Page No : 2

Start Time	Binney St From East		Binney St From West		Int. Total
	Thru	App. Total	Thru	App. Total	
Peak Hour Analysis From 05:30 PM to 07:15 PM - Peak 1 of 1					
Peak Hour for Entire Intersection Begins at 06:00 PM					
06:00 PM	0	0	1	1	1
06:15 PM	0	0	0	0	0
06:30 PM	0	0	0	0	0
06:45 PM	0	0	2	2	2
Total Volume	0	0	3	3	3
% App. Total	0		100		
PHF	.000	.000	.375	.375	.375



Peak Hour Analysis From 05:30 PM to 07:15 PM - Peak 1 of 1
 Peak Hour for Each Approach Begins at:

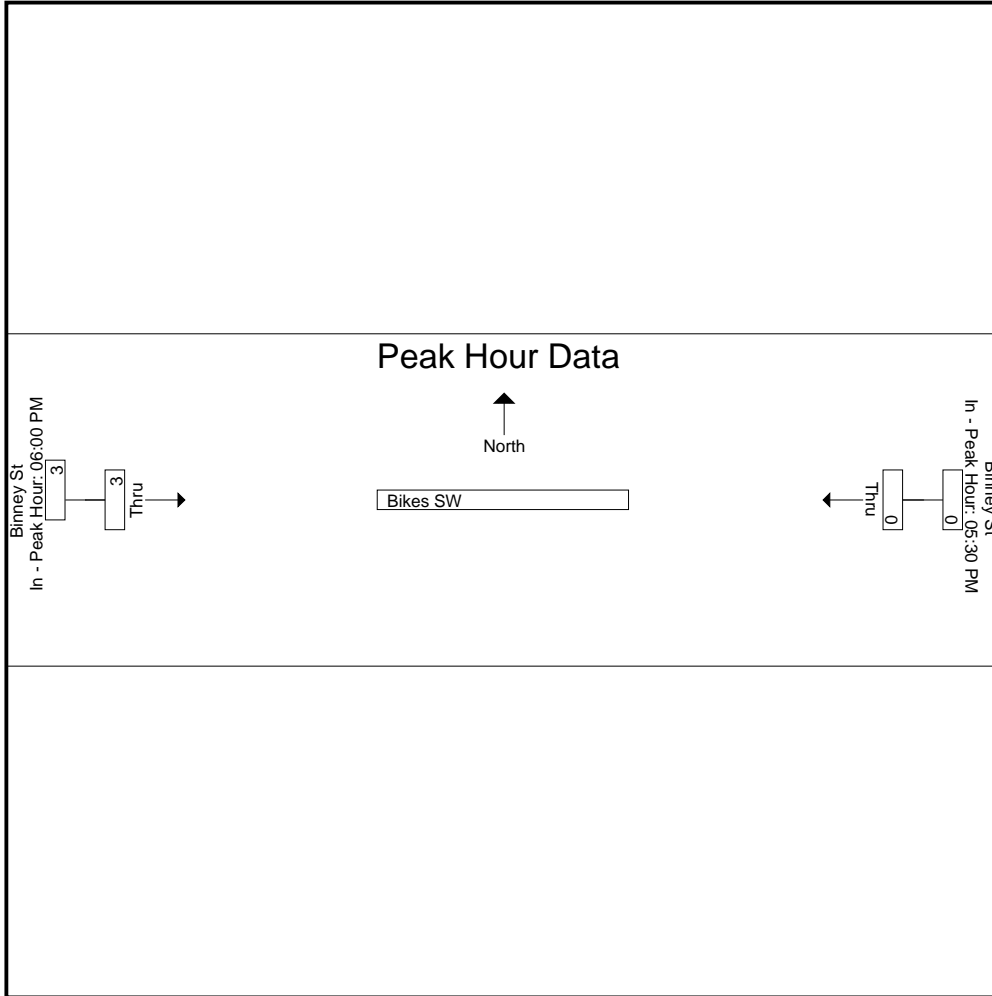
	05:30 PM		06:00 PM	
+0 mins.	0	0	1	1
+15 mins.	0	0	0	0
+30 mins.	0	0	0	0
+45 mins.	0	0	2	2
Total Volume	0	0	3	3
% App. Total	0		100	
PHF	.000	.000	.375	.375

Accurate Counts

978-664-2565

N/S Street : Bicycle Count at ATR
E/W Street : on Binney Street
City/State : Cambridge, MA
Weather : Clear

File Name : LG038CB3
Site Code : LG038CB3
Start Date : 5/20/2015
Page No : 3



Accurate Counts

978-664-2565

N/S Street : Bicycle Counts at ATR
 E/W Street : on Third Street
 City/State : Cambridge, MA
 Weather : Clear

File Name : LG038CB4
 Site Code : LG038CB4
 Start Date : 5/20/2015
 Page No : 1

Groups Printed- Bikes ST - Bikes SW

Start Time	Third St From North		Third St From South		Int. Total
	Thru		Thru		
07:30 AM	2		3		5
07:45 AM	2		10		12
Total	4		13		17
08:00 AM	7		11		18
08:15 AM	4		18		22
08:30 AM	3		12		15
08:45 AM	8		18		26
Total	22		59		81
09:00 AM	5		9		14
09:15 AM	2		11		13
Grand Total	33		92		125
Apprch %	100		100		
Total %	26.4		73.6		
Bikes ST	32		86		118
% Bikes ST	97		93.5		94.4
Bikes SW	1		6		7
% Bikes SW	3		6.5		5.6


Accurate Counts

978-664-2565

N/S Street : Bicycle Counts at ATR
 E/W Street : on Third Street
 City/State : Cambridge, MA
 Weather : Clear

File Name : LG038CB4
 Site Code : LG038CB4
 Start Date : 5/20/2015
 Page No : 2

Start Time	Third St From North		Third St From South		Int. Total
	Thru	App. Total	Thru	App. Total	
Peak Hour Analysis From 07:30 AM to 09:15 AM - Peak 1 of 1					
Peak Hour for Entire Intersection Begins at 08:00 AM					
08:00 AM	7	7	11	11	18
08:15 AM	4	4	18	18	22
08:30 AM	3	3	12	12	15
08:45 AM	8	8	18	18	26
Total Volume	22	22	59	59	81
% App. Total	100		100		
PHF	.688	.688	.819	.819	.779
Bikes ST	21	21	56	56	77
% Bikes ST	95.5	95.5	94.9	94.9	95.1
Bikes SW	1	1	3	3	4
% Bikes SW	4.5	4.5	5.1	5.1	4.9



Accurate Counts

978-664-2565

N/S Street : Bicycle Counts at ATR
 E/W Street : on Third Street
 City/State : Cambridge, MA
 Weather : Clear

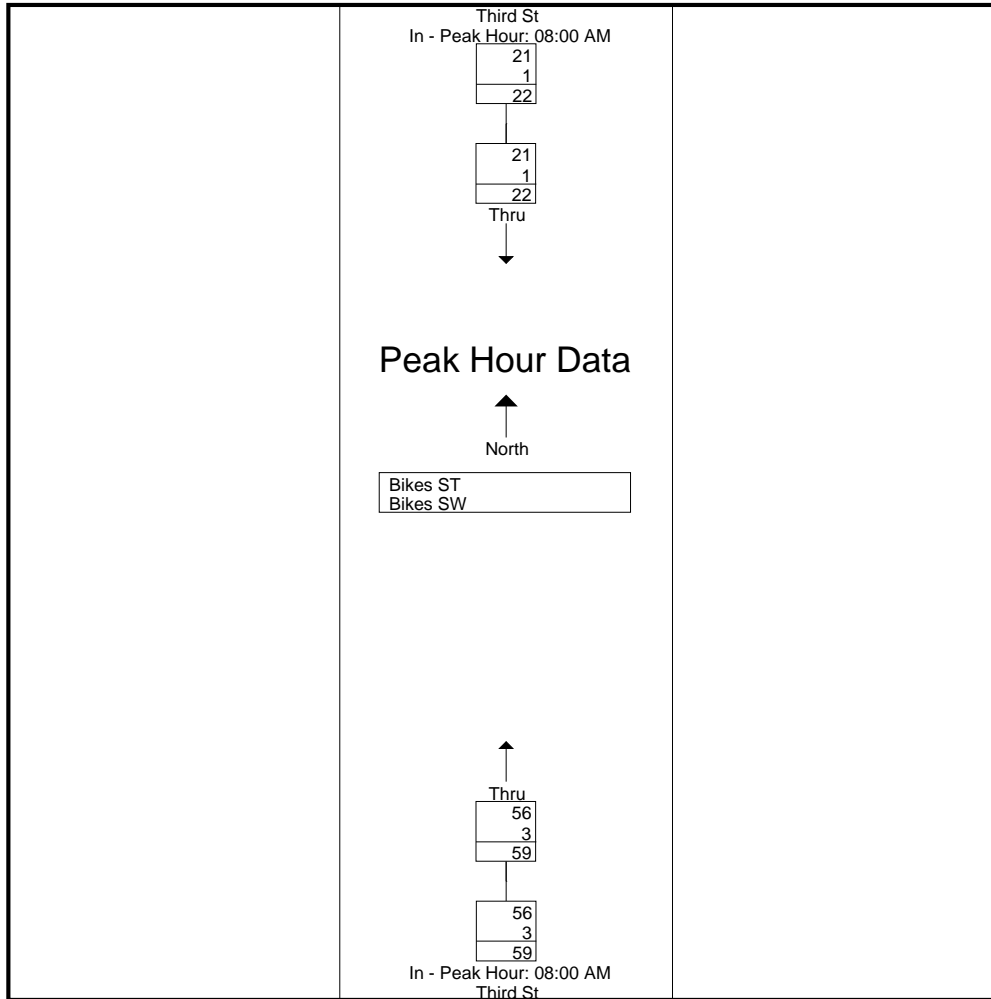
File Name : LG038CB4
 Site Code : LG038CB4
 Start Date : 5/20/2015
 Page No : 3

Start Time	Third St From North		Third St From South		Int. Total
	Thru	App. Total	Thru	App. Total	

Peak Hour Analysis From 07:30 AM to 09:15 AM - Peak 1 of 1

Peak Hour for Each Approach Begins at:

	08:00 AM		08:00 AM	
+0 mins.	7	7	11	11
+15 mins.	4	4	18	18
+30 mins.	3	3	12	12
+45 mins.	8	8	18	18
Total Volume	22	22	59	59
% App. Total	100		100	
PHF	.688	.688	.819	.819
Bikes ST	21	21	56	56
% Bikes ST	95.5	95.5	94.9	94.9
Bikes SW	1	1	3	3
% Bikes SW	4.5	4.5	5.1	5.1



Accurate Counts

978-664-2565

N/S Street : Bicycle Counts at ATR
 E/W Street : on Third Street
 City/State : Cambridge, MA
 Weather : Clear

File Name : LG038CB4
 Site Code : LG038CB4
 Start Date : 5/20/2015
 Page No : 1

Groups Printed- Bikes ST - Bikes SW

	Third St From North		Third St From South		Int. Total
	Start Time	Thru	Thru		
	05:30 PM	9	3		12
	05:45 PM	16	9		25
	Total	25	12		37
	06:00 PM	11	8		19
	06:15 PM	16	10		26
	06:30 PM	19	7		26
	06:45 PM	12	7		19
	Total	58	32		90
	07:00 PM	9	9		18
	07:15 PM	15	7		22
	Grand Total	107	60		167
	Apprch %	100	100		
	Total %	64.1	35.9		
	Bikes ST	102	49		151
	% Bikes ST	95.3	81.7		90.4
	Bikes SW	5	11		16
	% Bikes SW	4.7	18.3		9.6

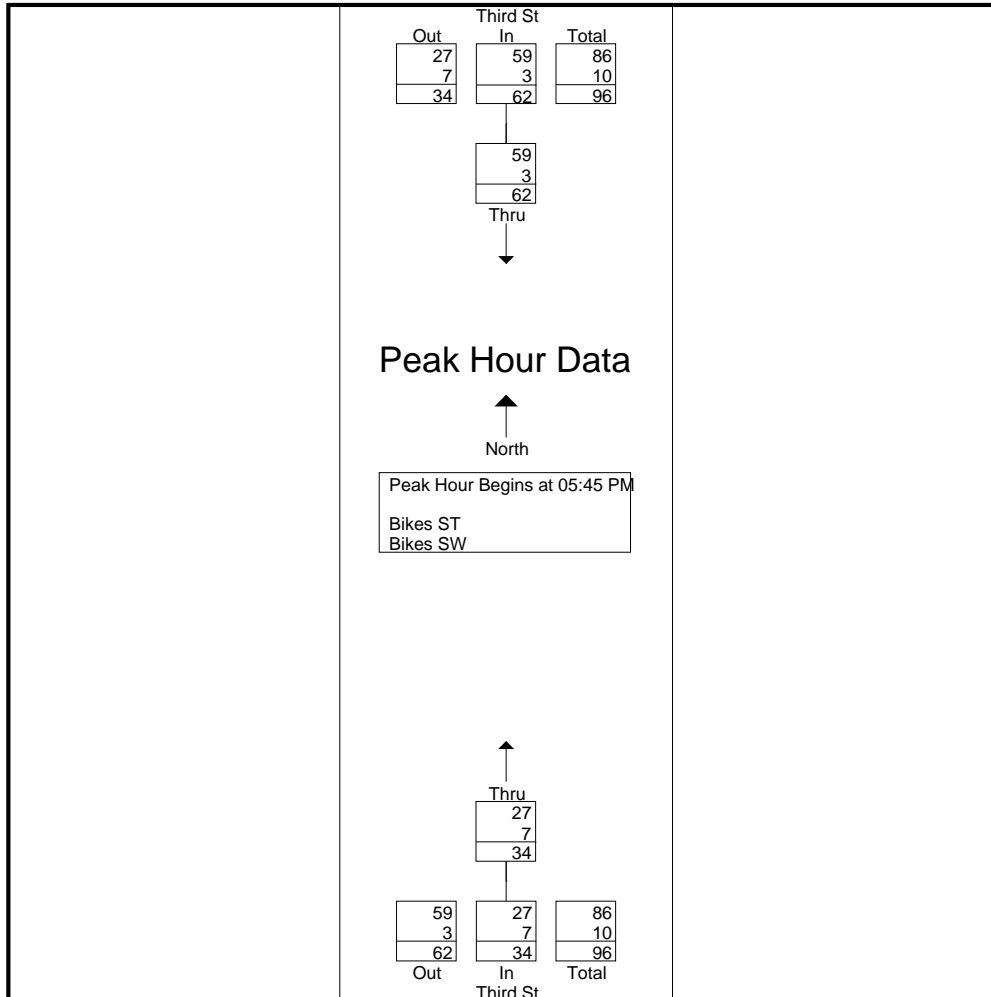
Accurate Counts

978-664-2565

N/S Street : Bicycle Counts at ATR
 E/W Street : on Third Street
 City/State : Cambridge, MA
 Weather : Clear

File Name : LG038CB4
 Site Code : LG038CB4
 Start Date : 5/20/2015
 Page No : 2

Start Time	Third St From North		Third St From South		Int. Total
	Thru	App. Total	Thru	App. Total	
Peak Hour Analysis From 05:30 PM to 07:15 PM - Peak 1 of 1					
Peak Hour for Entire Intersection Begins at 05:45 PM					
05:45 PM	16	16	9	9	25
06:00 PM	11	11	8	8	19
06:15 PM	16	16	10	10	26
06:30 PM	19	19	7	7	26
Total Volume	62	62	34	34	96
% App. Total	100		100		
PHF	.816	.816	.850	.850	.923
Bikes ST	59	59	27	27	86
% Bikes ST	95.2	95.2	79.4	79.4	89.6
Bikes SW	3	3	7	7	10
% Bikes SW	4.8	4.8	20.6	20.6	10.4



Accurate Counts

978-664-2565

N/S Street : Bicycle Counts at ATR
 E/W Street : on Third Street
 City/State : Cambridge, MA
 Weather : Clear

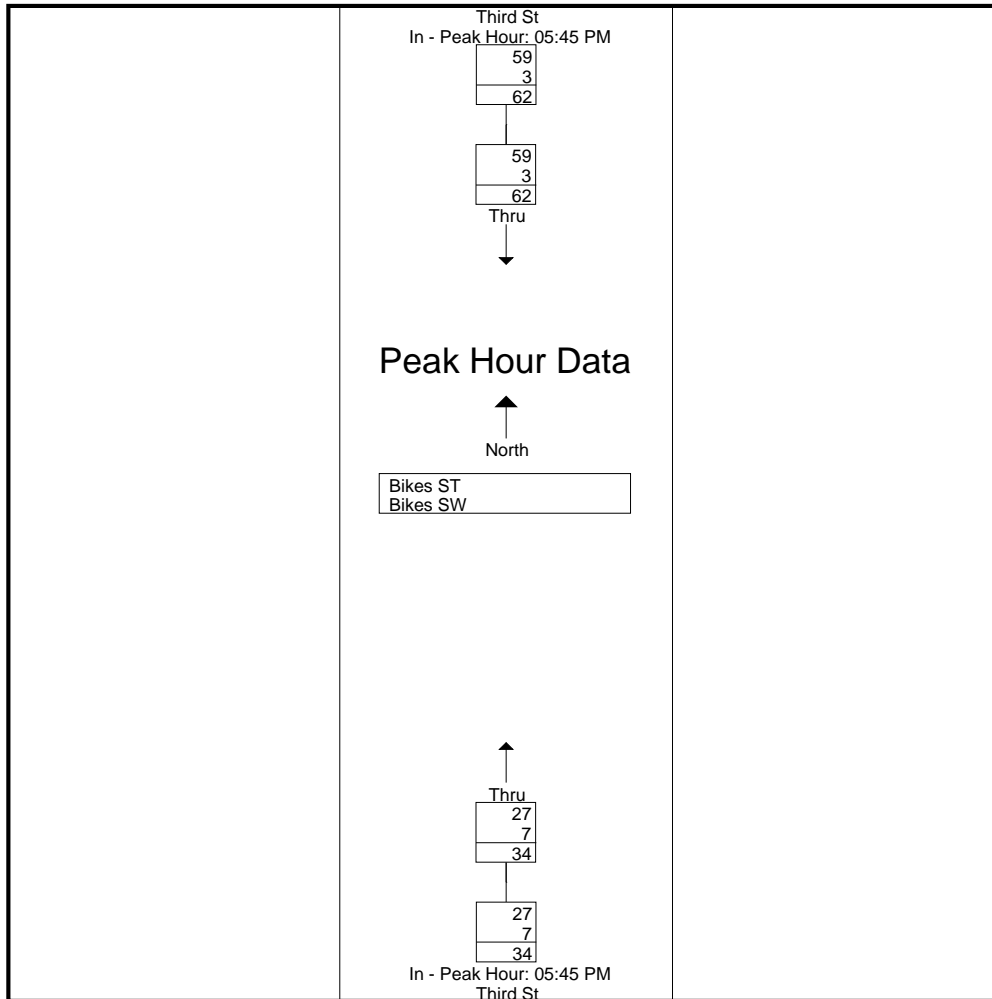
File Name : LG038CB4
 Site Code : LG038CB4
 Start Date : 5/20/2015
 Page No : 3

Start Time	Third St From North		Third St From South		Int. Total
	Thru	App. Total	Thru	App. Total	

Peak Hour Analysis From 05:30 PM to 07:15 PM - Peak 1 of 1

Peak Hour for Each Approach Begins at:

	05:45 PM		05:45 PM	
+0 mins.	16	16	9	9
+15 mins.	11	11	8	8
+30 mins.	16	16	10	10
+45 mins.	19	19	7	7
Total Volume	62	62	34	34
% App. Total	100		100	
PHF	.816	.816	.850	.850
Bikes ST	59	59	27	27
% Bikes ST	95.2	95.2	79.4	79.4
Bikes SW	3	3	7	7
% Bikes SW	4.8	4.8	20.6	20.6



Accurate Counts

978-664-2565

N/S Street : Bicycle Counts at ATR
 E/W Street : on Third Street
 City/State : Cambridge, MA
 Weather : Clear

File Name : LG038CB4
 Site Code : LG038CB4
 Start Date : 5/20/2015
 Page No : 1

Groups Printed- Bikes ST

	Third St From North		Third St From South		Int. Total
	Start Time	Thru		Thru	
	07:30 AM	2		3	5
	07:45 AM	2		8	10
	Total	4		11	15
	08:00 AM	6		11	17
	08:15 AM	4		16	20
	08:30 AM	3		12	15
	08:45 AM	8		17	25
	Total	21		56	77
	09:00 AM	5		8	13
	09:15 AM	2		11	13
	Grand Total	32		86	118
	Apprch %	100		100	
	Total %	27.1		72.9	

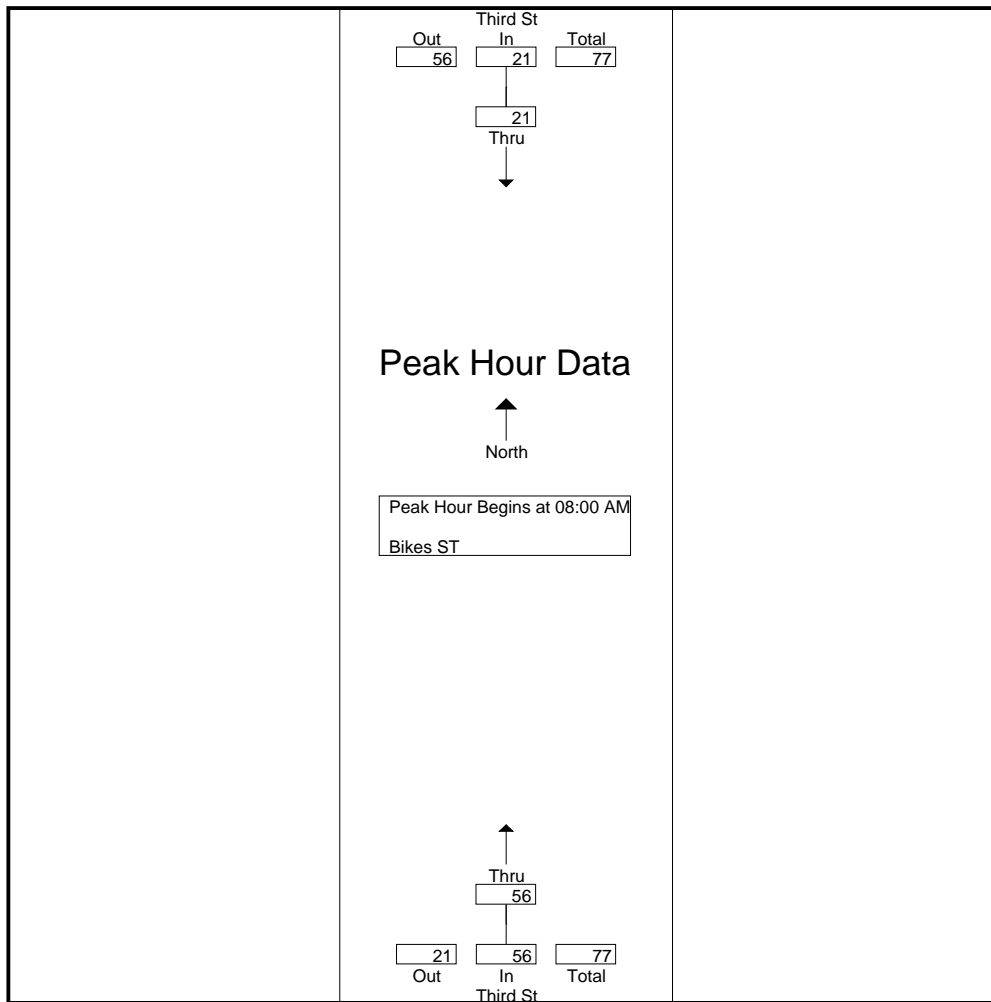
Accurate Counts

978-664-2565

N/S Street : Bicycle Counts at ATR
 E/W Street : on Third Street
 City/State : Cambridge, MA
 Weather : Clear

File Name : LG038CB4
 Site Code : LG038CB4
 Start Date : 5/20/2015
 Page No : 2

Start Time	Third St From North		Third St From South		Int. Total
	Thru	App. Total	Thru	App. Total	
Peak Hour Analysis From 07:30 AM to 09:15 AM - Peak 1 of 1					
Peak Hour for Entire Intersection Begins at 08:00 AM					
08:00 AM	6	6	11	11	17
08:15 AM	4	4	16	16	20
08:30 AM	3	3	12	12	15
08:45 AM	8	8	17	17	25
Total Volume	21	21	56	56	77
% App. Total	100		100		
PHF	.656	.656	.824	.824	.770



Peak Hour Analysis From 07:30 AM to 09:15 AM - Peak 1 of 1
 Peak Hour for Each Approach Begins at:

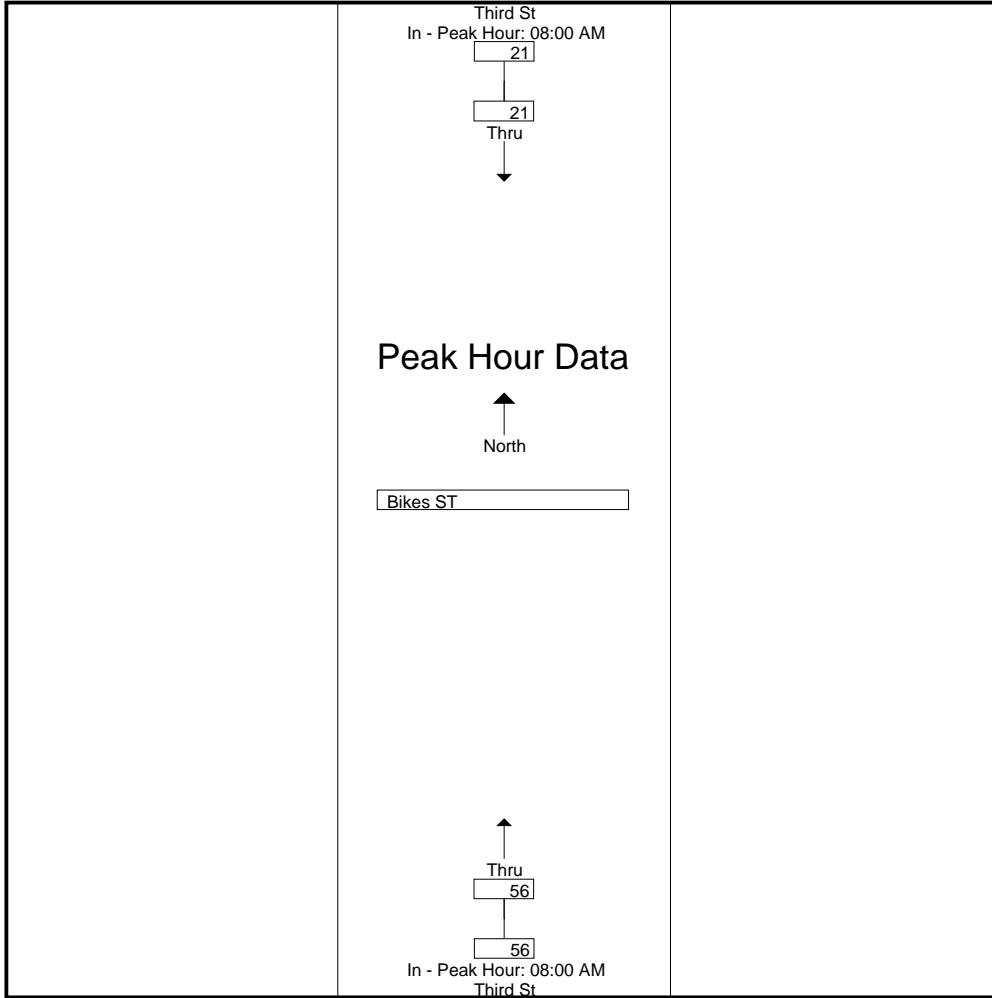
	08:00 AM		08:00 AM	
+0 mins.	6	6	11	11
+15 mins.	4	4	16	16
+30 mins.	3	3	12	12
+45 mins.	8	8	17	17
Total Volume	21	21	56	56
% App. Total	100		100	
PHF	.656	.656	.824	.824

Accurate Counts

978-664-2565

N/S Street : Bicycle Counts at ATR
E/W Street : on Third Street
City/State : Cambridge, MA
Weather : Clear

File Name : LG038CB4
Site Code : LG038CB4
Start Date : 5/20/2015
Page No : 3



Accurate Counts

978-664-2565

N/S Street : Bicycle Counts at ATR
 E/W Street : on Third Street
 City/State : Cambridge, MA
 Weather : Clear

File Name : LG038CB4
 Site Code : LG038CB4
 Start Date : 5/20/2015
 Page No : 1

Groups Printed- Bikes ST

	Third St From North		Third St From South		Int. Total
	Start Time	Thru		Thru	
	05:30 PM	9		3	12
	05:45 PM	15		6	21
	Total	24		9	33
	06:00 PM	11		8	19
	06:15 PM	16		8	24
	06:30 PM	17		5	22
	06:45 PM	11		7	18
	Total	55		28	83
	07:00 PM	9		8	17
	07:15 PM	14		4	18
	Grand Total	102		49	151
	Apprch %	100		100	
	Total %	67.5		32.5	

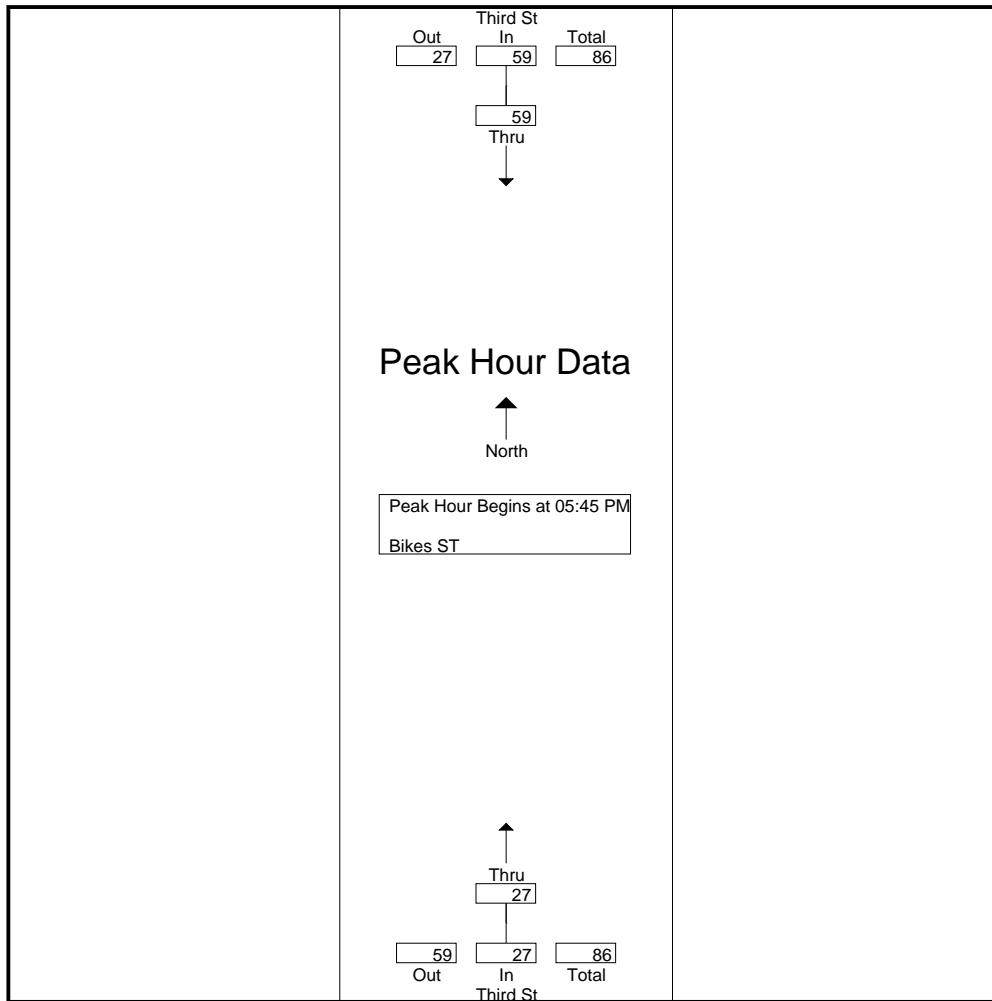
Accurate Counts

978-664-2565

N/S Street : Bicycle Counts at ATR
 E/W Street : on Third Street
 City/State : Cambridge, MA
 Weather : Clear

File Name : LG038CB4
 Site Code : LG038CB4
 Start Date : 5/20/2015
 Page No : 2

Start Time	Third St From North		Third St From South		Int. Total
	Thru	App. Total	Thru	App. Total	
Peak Hour Analysis From 05:30 PM to 07:15 PM - Peak 1 of 1					
Peak Hour for Entire Intersection Begins at 05:45 PM					
05:45 PM	15	15	6	6	21
06:00 PM	11	11	8	8	19
06:15 PM	16	16	8	8	24
06:30 PM	17	17	5	5	22
Total Volume	59	59	27	27	86
% App. Total	100		100		
PHF	.868	.868	.844	.844	.896



Peak Hour Analysis From 05:30 PM to 07:15 PM - Peak 1 of 1
 Peak Hour for Each Approach Begins at:

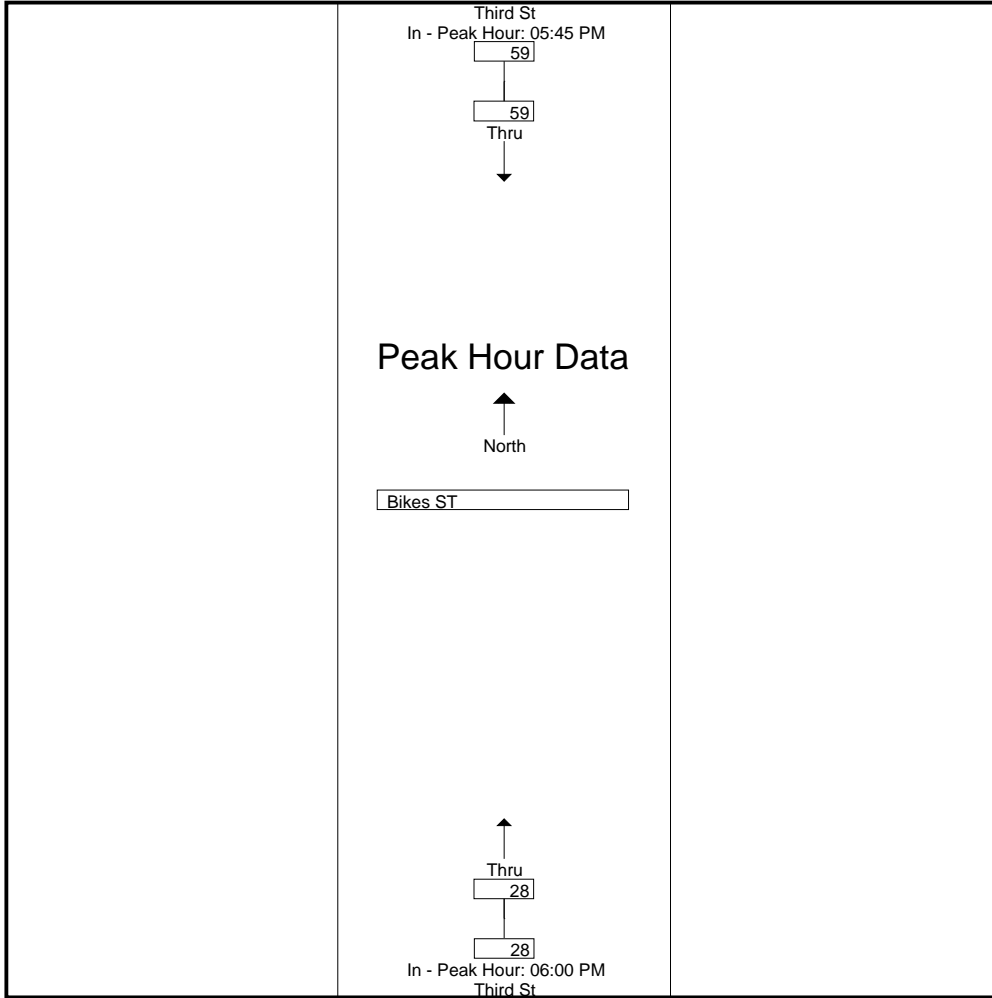
	05:45 PM		06:00 PM	
+0 mins.	15	15	8	8
+15 mins.	11	11	8	8
+30 mins.	16	16	5	5
+45 mins.	17	17	7	7
Total Volume	59	59	28	28
% App. Total	100		100	
PHF	.868	.868	.875	.875

Accurate Counts

978-664-2565

N/S Street : Bicycle Counts at ATR
E/W Street : on Third Street
City/State : Cambridge, MA
Weather : Clear

File Name : LG038CB4
Site Code : LG038CB4
Start Date : 5/20/2015
Page No : 3



Accurate Counts

978-664-2565

N/S Street : Bicycle Counts at ATR
 E/W Street : on Third Street
 City/State : Cambridge, MA
 Weather : Clear

File Name : LG038CB4
 Site Code : LG038CB4
 Start Date : 5/20/2015
 Page No : 1

Groups Printed- Bikes SW

	Third St From North		Third St From South		Int. Total
	Start Time	Thru	Thru	Thru	
	07:30 AM	0	0	0	0
	07:45 AM	0	2	2	2
Total		0	2		2
	08:00 AM	1	0	0	1
	08:15 AM	0	2	2	2
	08:30 AM	0	0	0	0
	08:45 AM	0	1	1	1
Total		1	3		4
	09:00 AM	0	1	1	1
	09:15 AM	0	0	0	0
Grand Total		1	6		7
Apprch %		100	100		
Total %		14.3	85.7		

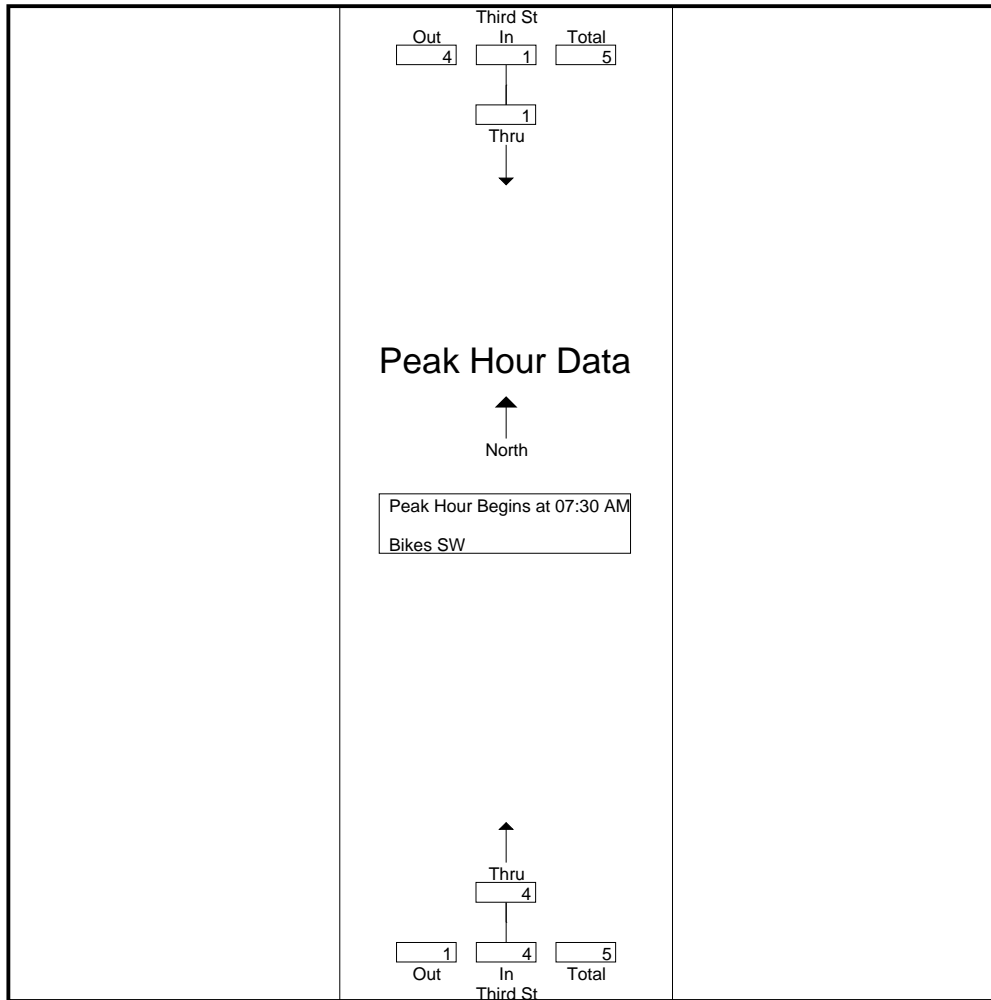
Accurate Counts

978-664-2565

N/S Street : Bicycle Counts at ATR
 E/W Street : on Third Street
 City/State : Cambridge, MA
 Weather : Clear

File Name : LG038CB4
 Site Code : LG038CB4
 Start Date : 5/20/2015
 Page No : 2

Start Time	Third St From North		Third St From South		Int. Total
	Thru	App. Total	Thru	App. Total	
Peak Hour Analysis From 07:30 AM to 09:15 AM - Peak 1 of 1					
Peak Hour for Entire Intersection Begins at 07:30 AM					
07:30 AM	0	0	0	0	0
07:45 AM	0	0	2	2	2
08:00 AM	1	1	0	0	1
08:15 AM	0	0	2	2	2
Total Volume	1	1	4	4	5
% App. Total	100		100		
PHF	.250	.250	.500	.500	.625



Peak Hour Analysis From 07:30 AM to 09:15 AM - Peak 1 of 1
 Peak Hour for Each Approach Begins at:

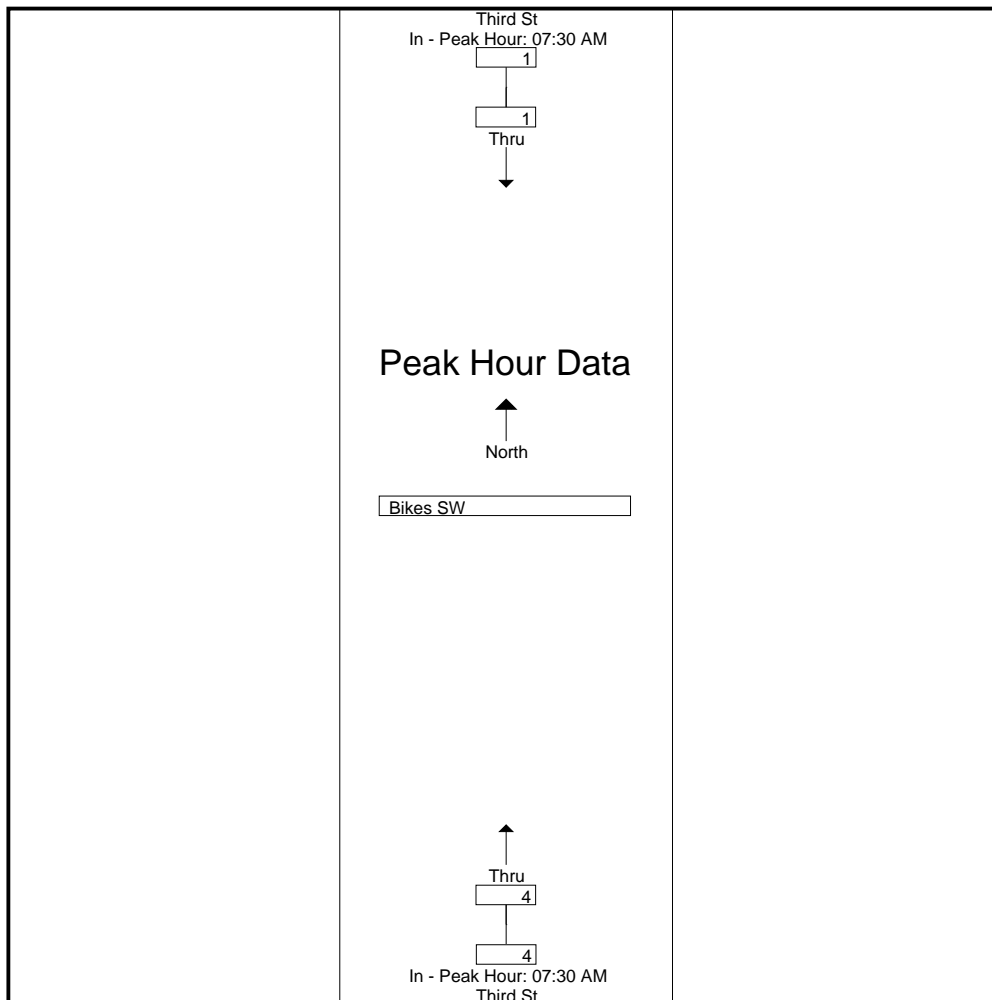
	07:30 AM		07:30 AM	
+0 mins.	0	0	0	0
+15 mins.	0	0	2	2
+30 mins.	1	1	0	0
+45 mins.	0	0	2	2
Total Volume	1	1	4	4
% App. Total	100		100	
PHF	.250	.250	.500	.500

Accurate Counts

978-664-2565

N/S Street : Bicycle Counts at ATR
E/W Street : on Third Street
City/State : Cambridge, MA
Weather : Clear

File Name : LG038CB4
Site Code : LG038CB4
Start Date : 5/20/2015
Page No : 3



Accurate Counts

978-664-2565

N/S Street : Bicycle Counts at ATR
 E/W Street : on Third Street
 City/State : Cambridge, MA
 Weather : Clear

File Name : LG038CB4
 Site Code : LG038CB4
 Start Date : 5/20/2015
 Page No : 1

Groups Printed- Bikes SW

	Third St From North		Third St From South		Int. Total
	Start Time	Thru	Thru	Thru	
	05:30 PM	0		0	0
	05:45 PM	1		3	4
	Total	1		3	4
	06:00 PM	0		0	0
	06:15 PM	0		2	2
	06:30 PM	2		2	4
	06:45 PM	1		0	1
	Total	3		4	7
	07:00 PM	0		1	1
	07:15 PM	1		3	4
	Grand Total	5		11	16
	Apprch %	100		100	
	Total %	31.2		68.8	

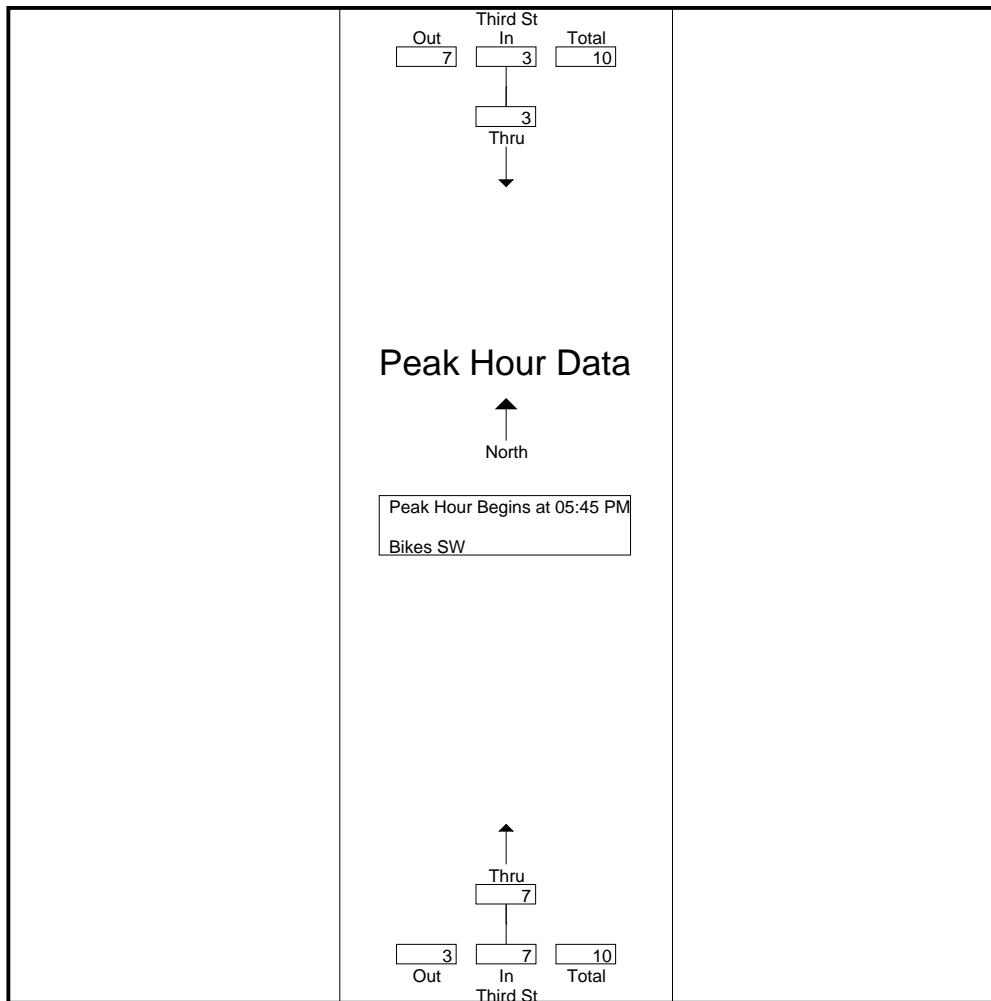
Accurate Counts

978-664-2565

N/S Street : Bicycle Counts at ATR
 E/W Street : on Third Street
 City/State : Cambridge, MA
 Weather : Clear

File Name : LG038CB4
 Site Code : LG038CB4
 Start Date : 5/20/2015
 Page No : 2

Start Time	Third St From North		Third St From South		Int. Total
	Thru	App. Total	Thru	App. Total	
Peak Hour Analysis From 05:30 PM to 07:15 PM - Peak 1 of 1					
Peak Hour for Entire Intersection Begins at 05:45 PM					
05:45 PM	1	1	3	3	4
06:00 PM	0	0	0	0	0
06:15 PM	0	0	2	2	2
06:30 PM	2	2	2	2	4
Total Volume	3	3	7	7	10
% App. Total	100		100		
PHF	.375	.375	.583	.583	.625



Peak Hour Analysis From 05:30 PM to 07:15 PM - Peak 1 of 1
 Peak Hour for Each Approach Begins at:

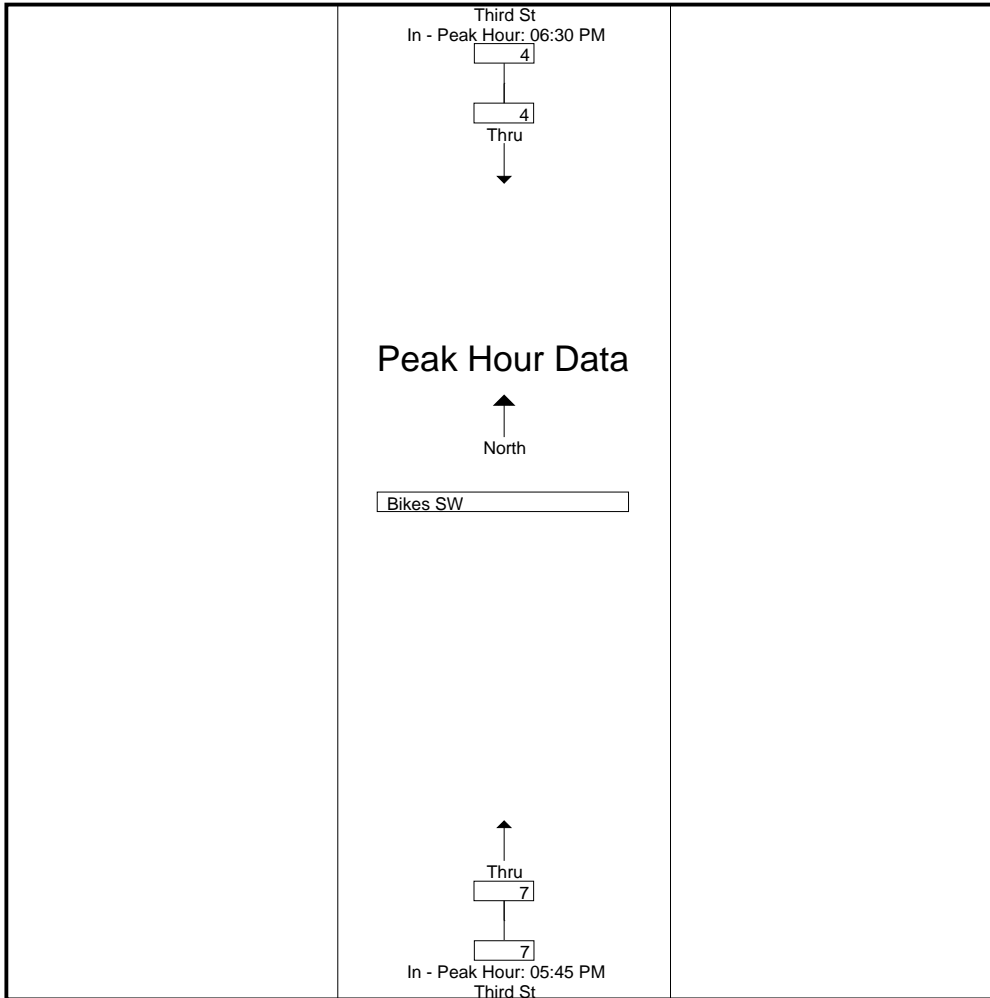
	06:30 PM		05:45 PM	
+0 mins.	2	2	3	3
+15 mins.	1	1	0	0
+30 mins.	0	0	2	2
+45 mins.	1	1	2	2
Total Volume	4	4	7	7
% App. Total	100		100	
PHF	.500	.500	.583	.583

Accurate Counts

978-664-2565

N/S Street : Bicycle Counts at ATR
E/W Street : on Third Street
City/State : Cambridge, MA
Weather : Clear

File Name : LG038CB4
Site Code : LG038CB4
Start Date : 5/20/2015
Page No : 3



Accurate Counts

978-664-2565

N/S Street : Bicycle Counts at ATR
 E/W Street : on Vassar Street
 City/State : Cambridge, MA
 Weather : Clear

File Name : LG038CB5
 Site Code : LG038CB5
 Start Date : 5/20/2015
 Page No : 1

Groups Printed- Bikes ST - Bikes SW

	Vassar St From North		Vassar St From South		Int. Total
	Start Time	Thru	Thru		
	07:30 AM	9		11	20
	07:45 AM	5		18	23
	Total	14		29	43
	08:00 AM	16		11	27
	08:15 AM	19		25	44
	08:30 AM	16		29	45
	08:45 AM	32		39	71
	Total	83		104	187
	09:00 AM	21		26	47
	09:15 AM	19		24	43
	Grand Total	137		183	320
	Apprch %	100		100	
	Total %	42.8		57.2	
	Bikes ST	124		167	291
	% Bikes ST	90.5		91.3	90.9
	Bikes SW	13		16	29
	% Bikes SW	9.5		8.7	9.1


Accurate Counts

978-664-2565

N/S Street : Bicycle Counts at ATR
 E/W Street : on Vassar Street
 City/State : Cambridge, MA
 Weather : Clear

File Name : LG038CB5
 Site Code : LG038CB5
 Start Date : 5/20/2015
 Page No : 2

Start Time	Vassar St From North		Vassar St From South		Int. Total
	Thru	App. Total	Thru	App. Total	
Peak Hour Analysis From 07:30 AM to 09:15 AM - Peak 1 of 1					
Peak Hour for Entire Intersection Begins at 08:15 AM					
08:15 AM	19	19	25	25	44
08:30 AM	16	16	29	29	45
08:45 AM	32	32	39	39	71
09:00 AM	21	21	26	26	47
Total Volume	88	88	119	119	207
% App. Total	100		100		
PHF	.688	.688	.763	.763	.729
Bikes ST	83	83	111	111	194
% Bikes ST	94.3	94.3	93.3	93.3	93.7
Bikes SW	5	5	8	8	13
% Bikes SW	5.7	5.7	6.7	6.7	6.3



Accurate Counts

978-664-2565

N/S Street : Bicycle Counts at ATR
 E/W Street : on Vassar Street
 City/State : Cambridge, MA
 Weather : Clear

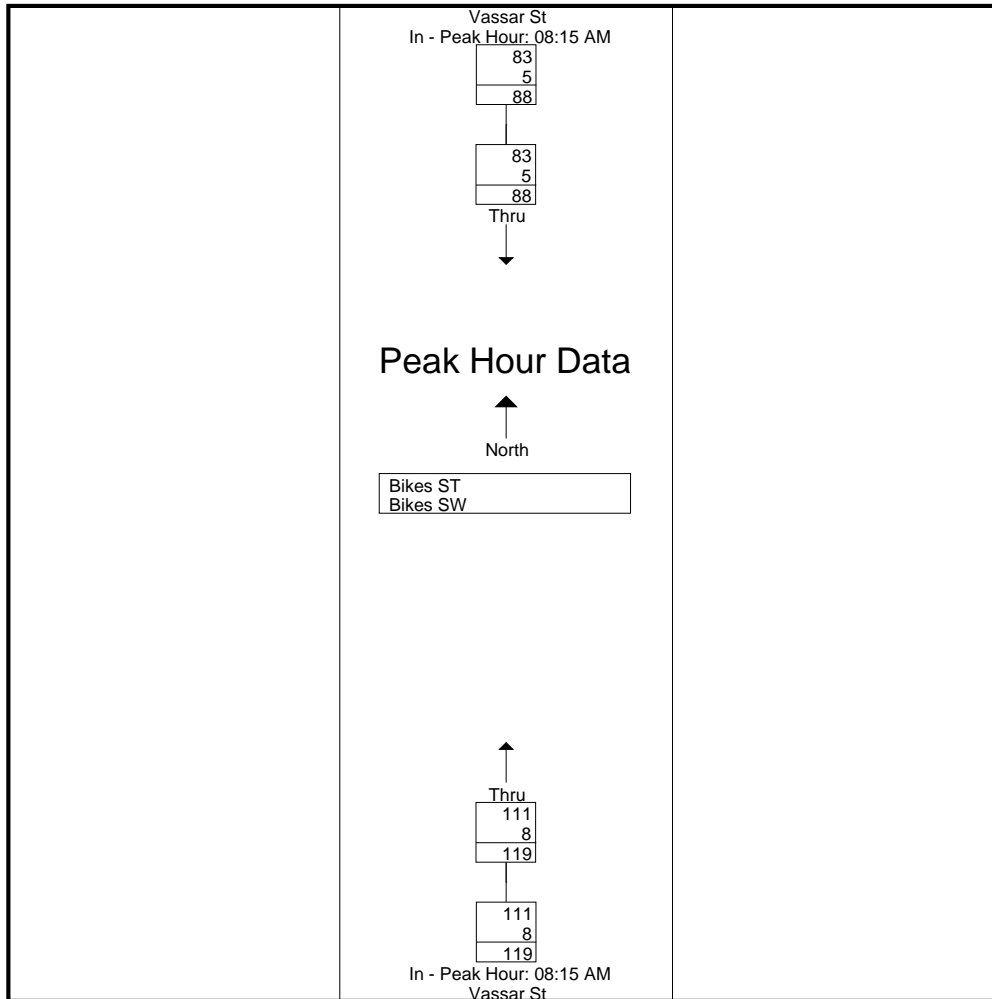
File Name : LG038CB5
 Site Code : LG038CB5
 Start Date : 5/20/2015
 Page No : 3

Start Time	Vassar St From North		Vassar St From South		Int. Total
	Thru	App. Total	Thru	App. Total	

Peak Hour Analysis From 07:30 AM to 09:15 AM - Peak 1 of 1

Peak Hour for Each Approach Begins at:

	08:15 AM		08:15 AM	
+0 mins.	19	19	25	25
+15 mins.	16	16	29	29
+30 mins.	32	32	39	39
+45 mins.	21	21	26	26
Total Volume	88	88	119	119
% App. Total	100		100	
PHF	.688	.688	.763	.763
Bikes ST	83	83	111	111
% Bikes ST	94.3	94.3	93.3	93.3
Bikes SW	5	5	8	8
% Bikes SW	5.7	5.7	6.7	6.7



Accurate Counts

978-664-2565

N/S Street : Bicycle Counts at ATR
 E/W Street : on Vassar Street
 City/State : Cambridge, MA
 Weather : Clear

File Name : LG038CB5
 Site Code : LG038CB5
 Start Date : 5/20/2015
 Page No : 1

Groups Printed- Bikes ST - Bikes SW

	Vassar St From North		Vassar St From South		Int. Total
	Start Time	Thru	Thru		
	05:30 PM	34	11	45	
	05:45 PM	24	7	31	
	Total	58	18	76	
	06:00 PM	30	10	40	
	06:15 PM	23	10	33	
	06:30 PM	27	26	53	
	06:45 PM	14	17	31	
	Total	94	63	157	
	07:00 PM	11	17	28	
	07:15 PM	19	8	27	
	Grand Total	182	106	288	
	Apprch %	100	100		
	Total %	63.2	36.8		
	Bikes ST	168	101	269	
	% Bikes ST	92.3	95.3	93.4	
	Bikes SW	14	5	19	
	% Bikes SW	7.7	4.7	6.6	

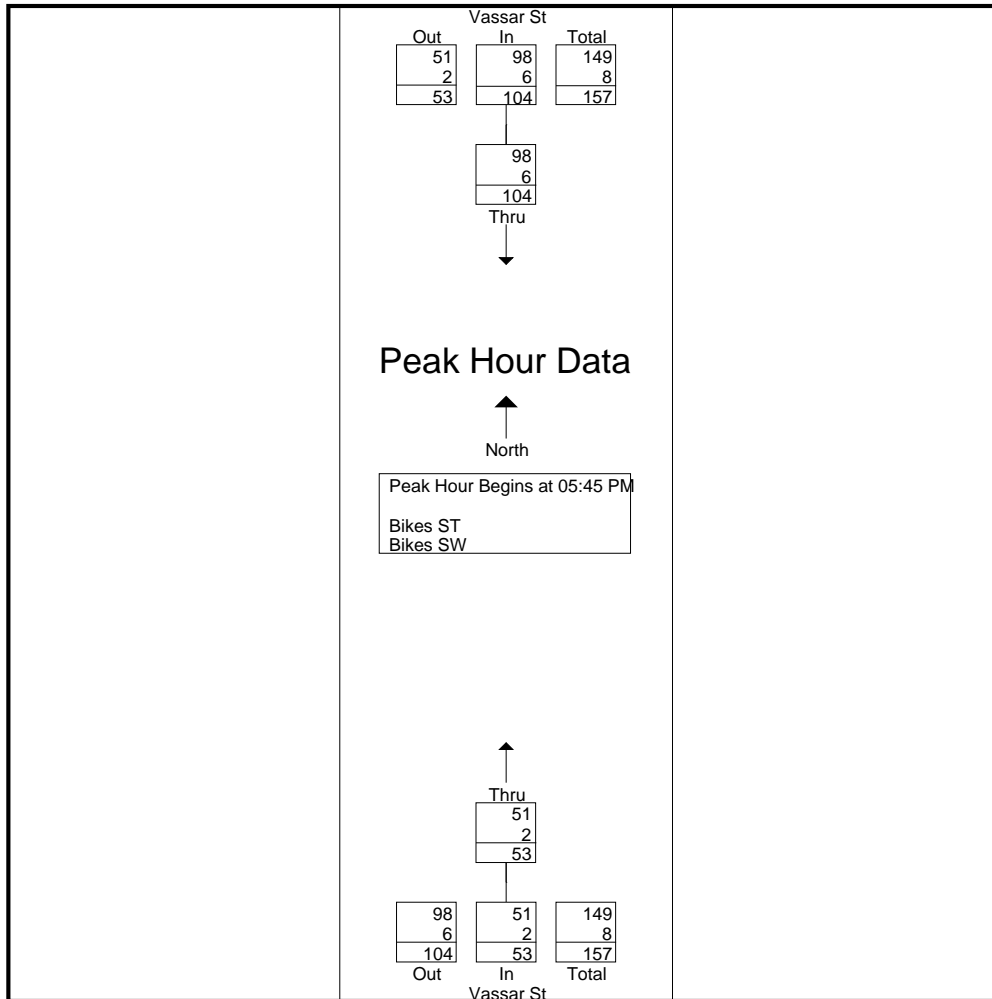
Accurate Counts

978-664-2565

N/S Street : Bicycle Counts at ATR
 E/W Street : on Vassar Street
 City/State : Cambridge, MA
 Weather : Clear

File Name : LG038CB5
 Site Code : LG038CB5
 Start Date : 5/20/2015
 Page No : 2

Start Time	Vassar St From North		Vassar St From South		Int. Total
	Thru	App. Total	Thru	App. Total	
Peak Hour Analysis From 05:30 PM to 07:15 PM - Peak 1 of 1					
Peak Hour for Entire Intersection Begins at 05:45 PM					
05:45 PM	24	24	7	7	31
06:00 PM	30	30	10	10	40
06:15 PM	23	23	10	10	33
06:30 PM	27	27	26	26	53
Total Volume	104	104	53	53	157
% App. Total	100		100		
PHF	.867	.867	.510	.510	.741
Bikes ST	98	98	51	51	149
% Bikes ST	94.2	94.2	96.2	96.2	94.9
Bikes SW	6	6	2	2	8
% Bikes SW	5.8	5.8	3.8	3.8	5.1



Accurate Counts

978-664-2565

N/S Street : Bicycle Counts at ATR
 E/W Street : on Vassar Street
 City/State : Cambridge, MA
 Weather : Clear

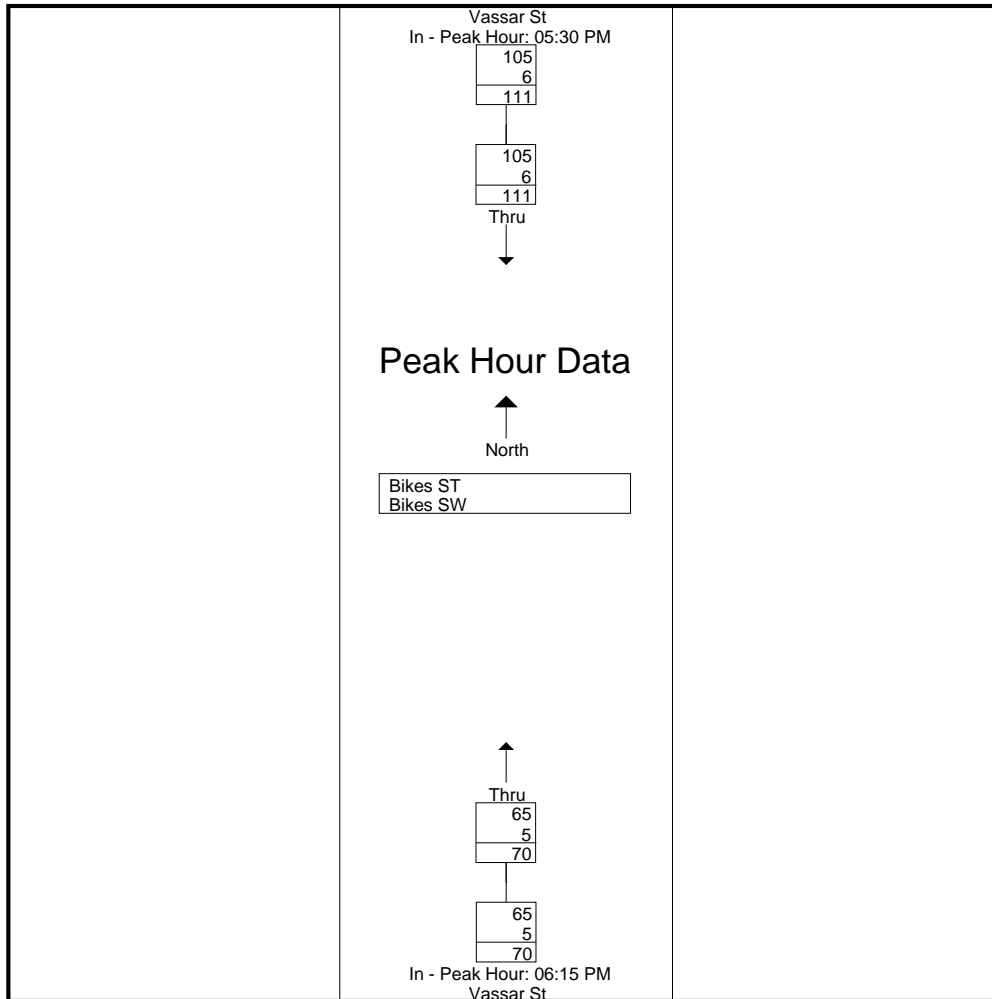
File Name : LG038CB5
 Site Code : LG038CB5
 Start Date : 5/20/2015
 Page No : 3

Start Time	Vassar St From North		Vassar St From South		Int. Total
	Thru	App. Total	Thru	App. Total	

Peak Hour Analysis From 05:30 PM to 07:15 PM - Peak 1 of 1

Peak Hour for Each Approach Begins at:

	05:30 PM		06:15 PM	
+0 mins.	34	34	10	10
+15 mins.	24	24	26	26
+30 mins.	30	30	17	17
+45 mins.	23	23	17	17
Total Volume	111	111	70	70
% App. Total	100		100	
PHF	.816	.816	.673	.673
Bikes ST	105	105	65	65
% Bikes ST	94.6	94.6	92.9	92.9
Bikes SW	6	6	5	5
% Bikes SW	5.4	5.4	7.1	7.1



Accurate Counts

978-664-2565

N/S Street : Bicycle Counts at ATR
 E/W Street : on Vassar Street
 City/State : Cambridge, MA
 Weather : Clear

File Name : LG038CB5
 Site Code : LG038CB5
 Start Date : 5/20/2015
 Page No : 1

Groups Printed- Bikes ST

	Vassar St From North		Vassar St From South		Int. Total
	Start Time	Thru		Thru	
	07:30 AM	7		10	17
	07:45 AM	4		17	21
	Total	11		27	38
	08:00 AM	14		9	23
	08:15 AM	19		25	44
	08:30 AM	14		28	42
	08:45 AM	30		34	64
	Total	77		96	173
	09:00 AM	20		24	44
	09:15 AM	16		20	36
	Grand Total	124		167	291
	Apprch %	100		100	
	Total %	42.6		57.4	

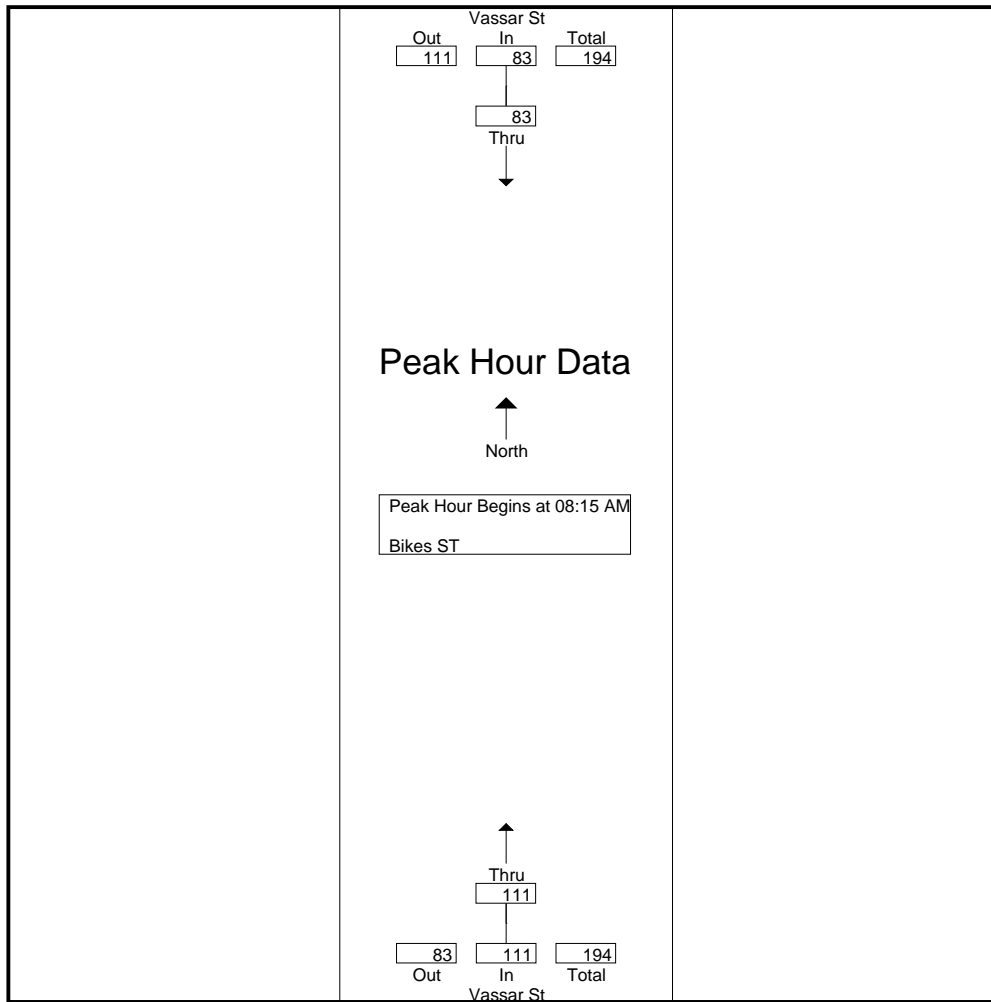
Accurate Counts

978-664-2565

N/S Street : Bicycle Counts at ATR
 E/W Street : on Vassar Street
 City/State : Cambridge, MA
 Weather : Clear

File Name : LG038CB5
 Site Code : LG038CB5
 Start Date : 5/20/2015
 Page No : 2

Start Time	Vassar St From North		Vassar St From South		Int. Total
	Thru	App. Total	Thru	App. Total	
Peak Hour Analysis From 07:30 AM to 09:15 AM - Peak 1 of 1					
Peak Hour for Entire Intersection Begins at 08:15 AM					
08:15 AM	19	19	25	25	44
08:30 AM	14	14	28	28	42
08:45 AM	30	30	34	34	64
09:00 AM	20	20	24	24	44
Total Volume	83	83	111	111	194
% App. Total	100		100		
PHF	.692	.692	.816	.816	.758



Peak Hour Analysis From 07:30 AM to 09:15 AM - Peak 1 of 1
 Peak Hour for Each Approach Begins at:

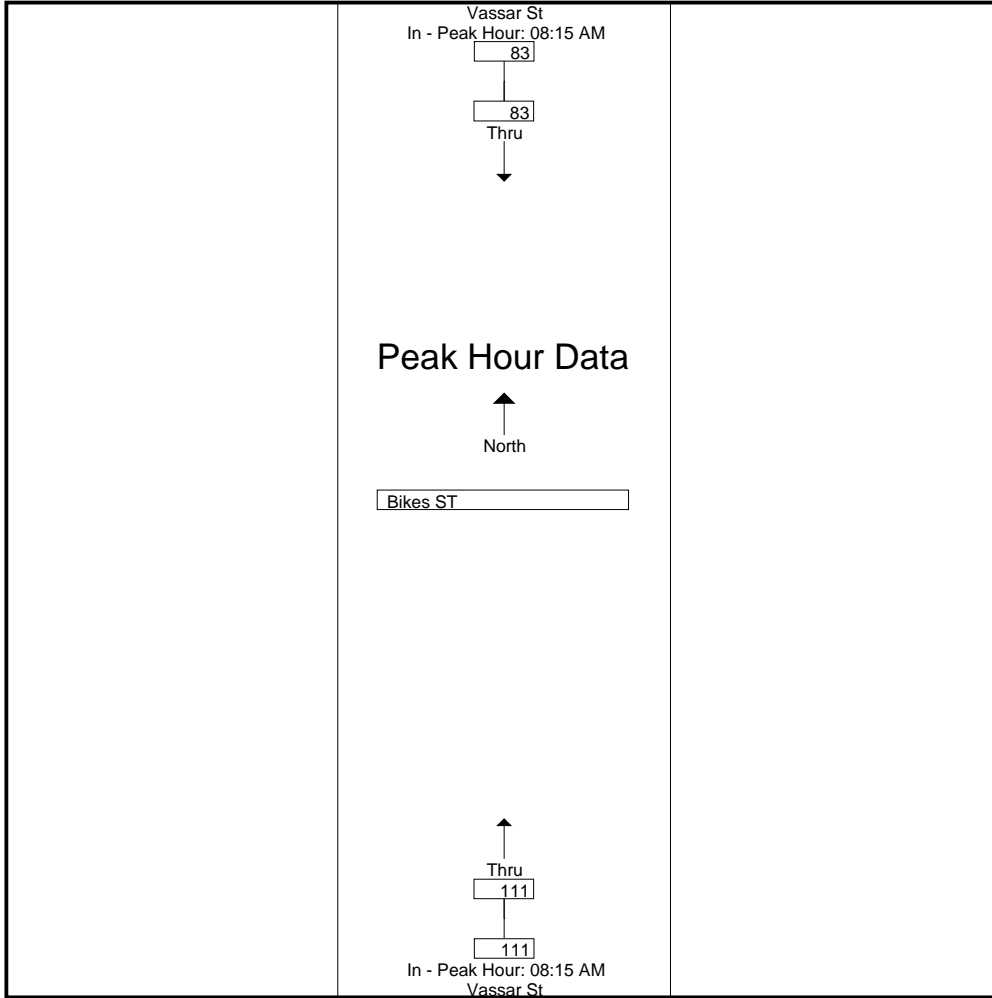
	08:15 AM		08:15 AM	
+0 mins.	19	19	25	25
+15 mins.	14	14	28	28
+30 mins.	30	30	34	34
+45 mins.	20	20	24	24
Total Volume	83	83	111	111
% App. Total	100		100	
PHF	.692	.692	.816	.816

Accurate Counts

978-664-2565

N/S Street : Bicycle Counts at ATR
E/W Street : on Vassar Street
City/State : Cambridge, MA
Weather : Clear

File Name : LG038CB5
Site Code : LG038CB5
Start Date : 5/20/2015
Page No : 3



Accurate Counts

978-664-2565

N/S Street : Bicycle Counts at ATR
 E/W Street : on Vassar Street
 City/State : Cambridge, MA
 Weather : Clear

File Name : LG038CB5
 Site Code : LG038CB5
 Start Date : 5/20/2015
 Page No : 1

Groups Printed- Bikes ST

	Vassar St From North		Vassar St From South		Int. Total
	Start Time	Thru		Thru	
	05:30 PM	32		11	43
	05:45 PM	24		7	31
	Total	56		18	74
	06:00 PM	27		10	37
	06:15 PM	22		9	31
	06:30 PM	25		25	50
	06:45 PM	11		14	25
	Total	85		58	143
	07:00 PM	10		17	27
	07:15 PM	17		8	25
	Grand Total	168		101	269
	Apprch %	100		100	
	Total %	62.5		37.5	

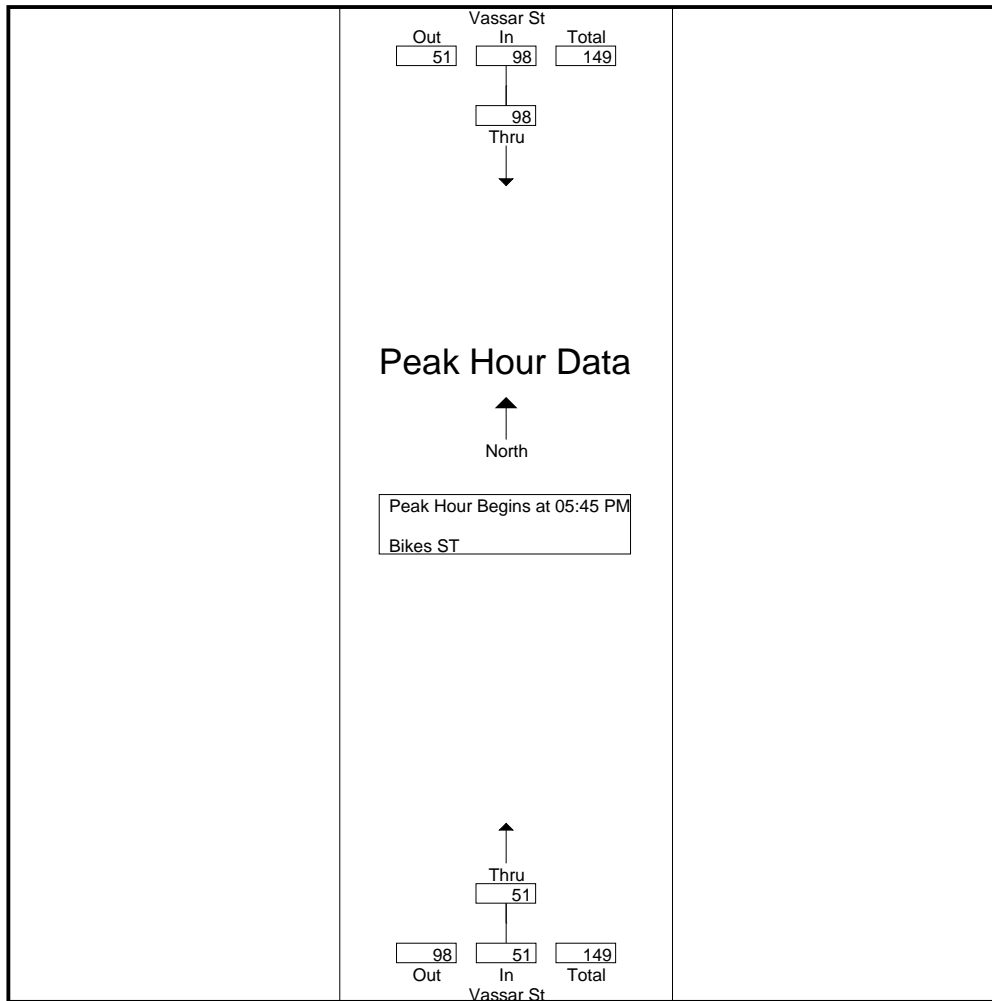
Accurate Counts

978-664-2565

N/S Street : Bicycle Counts at ATR
 E/W Street : on Vassar Street
 City/State : Cambridge, MA
 Weather : Clear

File Name : LG038CB5
 Site Code : LG038CB5
 Start Date : 5/20/2015
 Page No : 2

Start Time	Vassar St From North		Vassar St From South		Int. Total
	Thru	App. Total	Thru	App. Total	
Peak Hour Analysis From 05:30 PM to 07:15 PM - Peak 1 of 1					
Peak Hour for Entire Intersection Begins at 05:45 PM					
05:45 PM	24	24	7	7	31
06:00 PM	27	27	10	10	37
06:15 PM	22	22	9	9	31
06:30 PM	25	25	25	25	50
Total Volume	98	98	51	51	149
% App. Total	100		100		
PHF	.907	.907	.510	.510	.745



Peak Hour Analysis From 05:30 PM to 07:15 PM - Peak 1 of 1
 Peak Hour for Each Approach Begins at:

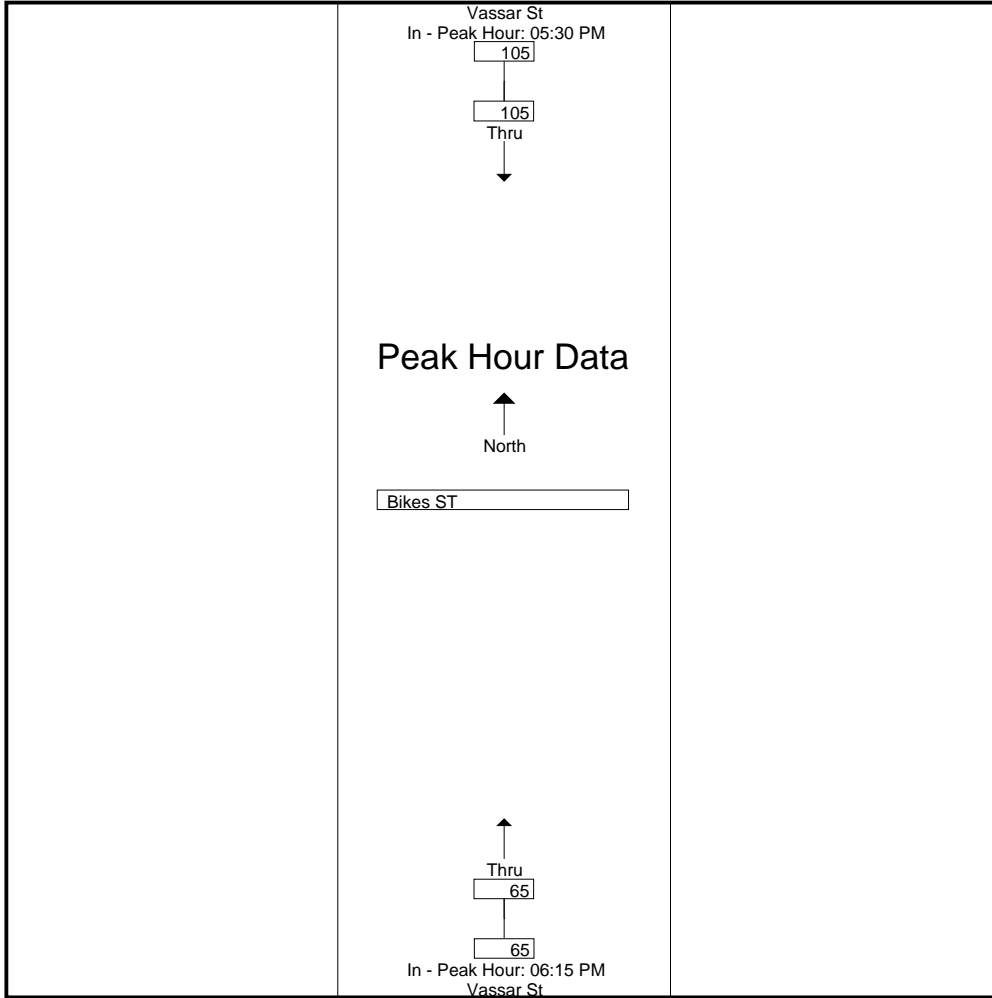
	05:30 PM		06:15 PM	
+0 mins.	32	32	9	9
+15 mins.	24	24	25	25
+30 mins.	27	27	14	14
+45 mins.	22	22	17	17
Total Volume	105	105	65	65
% App. Total	100		100	
PHF	.820	.820	.650	.650

Accurate Counts

978-664-2565

N/S Street : Bicycle Counts at ATR
E/W Street : on Vassar Street
City/State : Cambridge, MA
Weather : Clear

File Name : LG038CB5
Site Code : LG038CB5
Start Date : 5/20/2015
Page No : 3



Accurate Counts

978-664-2565

N/S Street : Bicycle Counts at ATR
 E/W Street : on Vassar Street
 City/State : Cambridge, MA
 Weather : Clear

File Name : LG038CB5
 Site Code : LG038CB5
 Start Date : 5/20/2015
 Page No : 1

Groups Printed- Bikes SW

	Vassar St From North		Vassar St From South		Int. Total
	Start Time	Thru		Thru	
	07:30 AM	2		1	3
	07:45 AM	1		1	2
	Total	3		2	5
	08:00 AM	2		2	4
	08:15 AM	0		0	0
	08:30 AM	2		1	3
	08:45 AM	2		5	7
	Total	6		8	14
	09:00 AM	1		2	3
	09:15 AM	3		4	7
	Grand Total	13		16	29
	Apprch %	100		100	
	Total %	44.8		55.2	

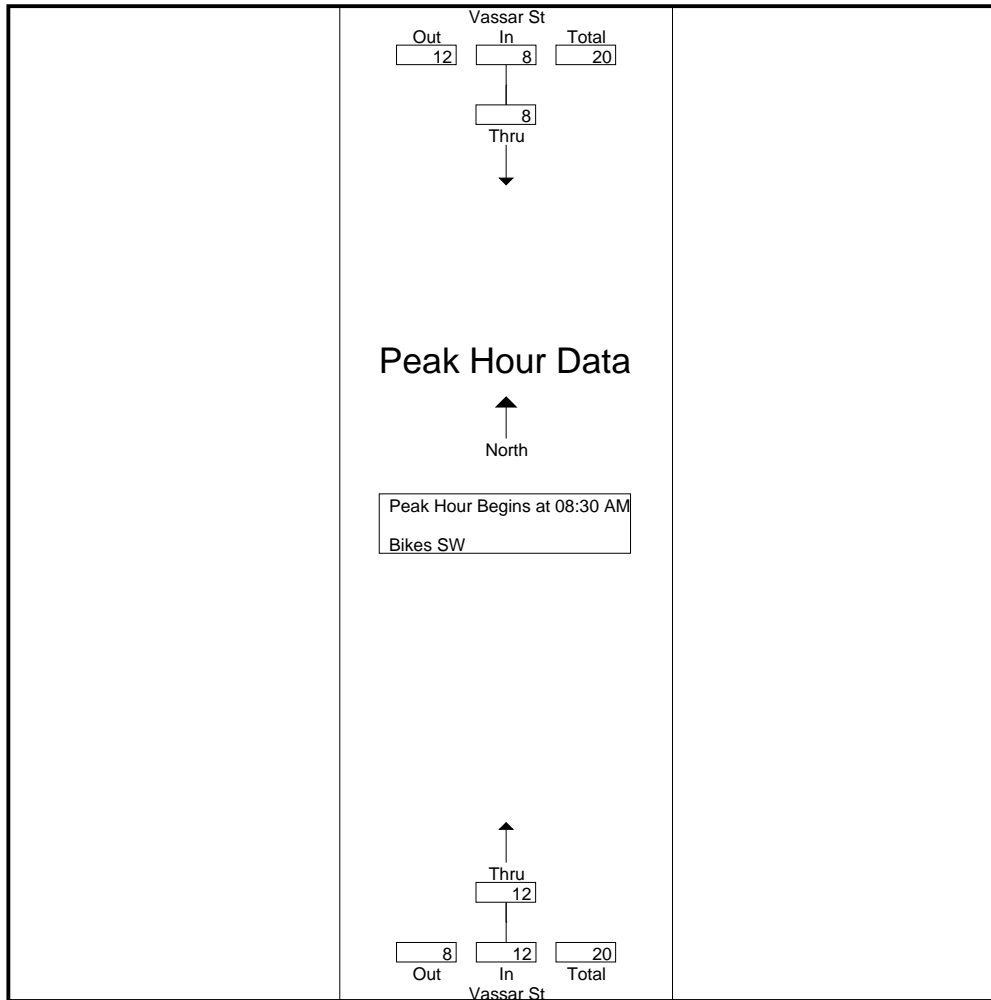
Accurate Counts

978-664-2565

N/S Street : Bicycle Counts at ATR
 E/W Street : on Vassar Street
 City/State : Cambridge, MA
 Weather : Clear

File Name : LG038CB5
 Site Code : LG038CB5
 Start Date : 5/20/2015
 Page No : 2

Start Time	Vassar St From North		Vassar St From South		Int. Total
	Thru	App. Total	Thru	App. Total	
Peak Hour Analysis From 07:30 AM to 09:15 AM - Peak 1 of 1					
Peak Hour for Entire Intersection Begins at 08:30 AM					
08:30 AM	2	2	1	1	3
08:45 AM	2	2	5	5	7
09:00 AM	1	1	2	2	3
09:15 AM	3	3	4	4	7
Total Volume	8	8	12	12	20
% App. Total	100		100		
PHF	.667	.667	.600	.600	.714



Peak Hour Analysis From 07:30 AM to 09:15 AM - Peak 1 of 1
 Peak Hour for Each Approach Begins at:

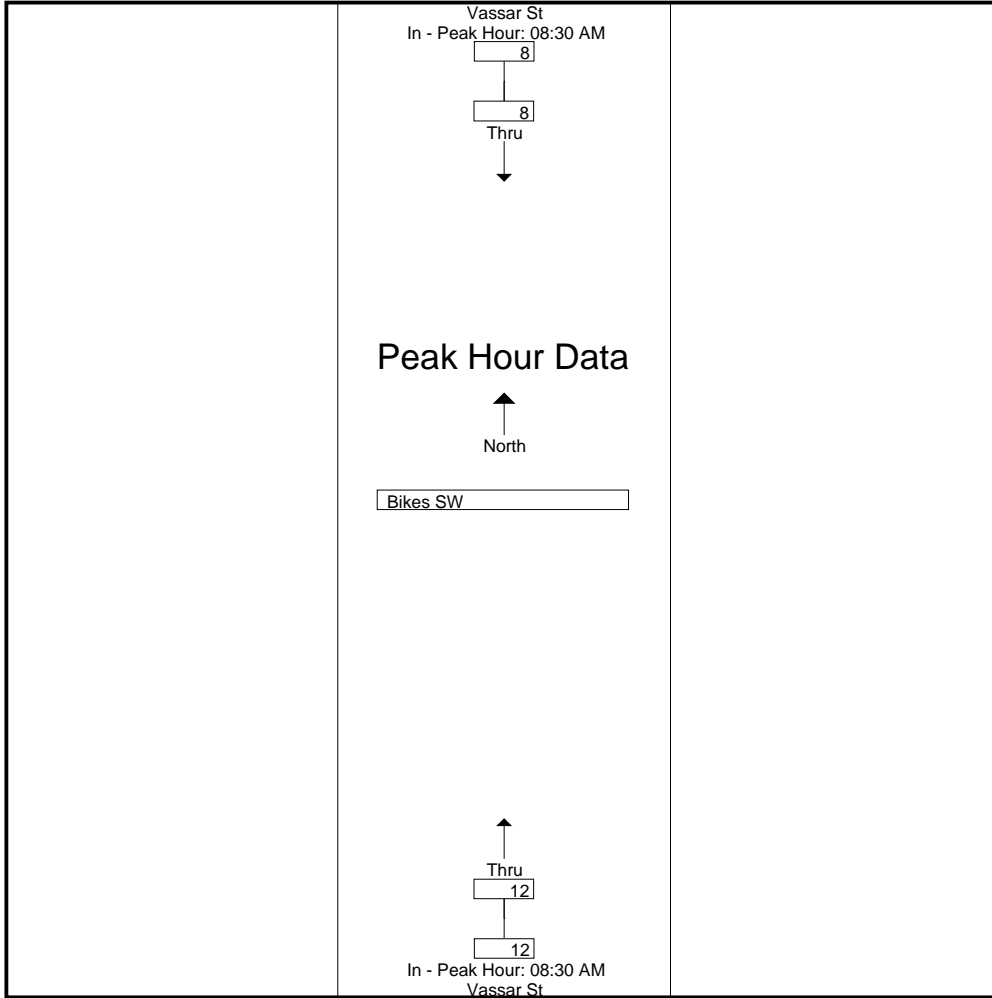
	08:30 AM		08:30 AM	
+0 mins.	2	2	1	1
+15 mins.	2	2	5	5
+30 mins.	1	1	2	2
+45 mins.	3	3	4	4
Total Volume	8	8	12	12
% App. Total	100		100	
PHF	.667	.667	.600	.600

Accurate Counts

978-664-2565

N/S Street : Bicycle Counts at ATR
E/W Street : on Vassar Street
City/State : Cambridge, MA
Weather : Clear

File Name : LG038CB5
Site Code : LG038CB5
Start Date : 5/20/2015
Page No : 3



Accurate Counts

978-664-2565

N/S Street : Bicycle Counts at ATR
 E/W Street : on Vassar Street
 City/State : Cambridge, MA
 Weather : Clear

File Name : LG038CB5
 Site Code : LG038CB5
 Start Date : 5/20/2015
 Page No : 1

Groups Printed- Bikes SW

	Vassar St From North		Vassar St From South		Int. Total
	Start Time	Thru		Thru	
	05:30 PM	2		0	2
	05:45 PM	0		0	0
	Total	2		0	2
	06:00 PM	3		0	3
	06:15 PM	1		1	2
	06:30 PM	2		1	3
	06:45 PM	3		3	6
	Total	9		5	14
	07:00 PM	1		0	1
	07:15 PM	2		0	2
	Grand Total	14		5	19
	Apprch %	100		100	
	Total %	73.7		26.3	

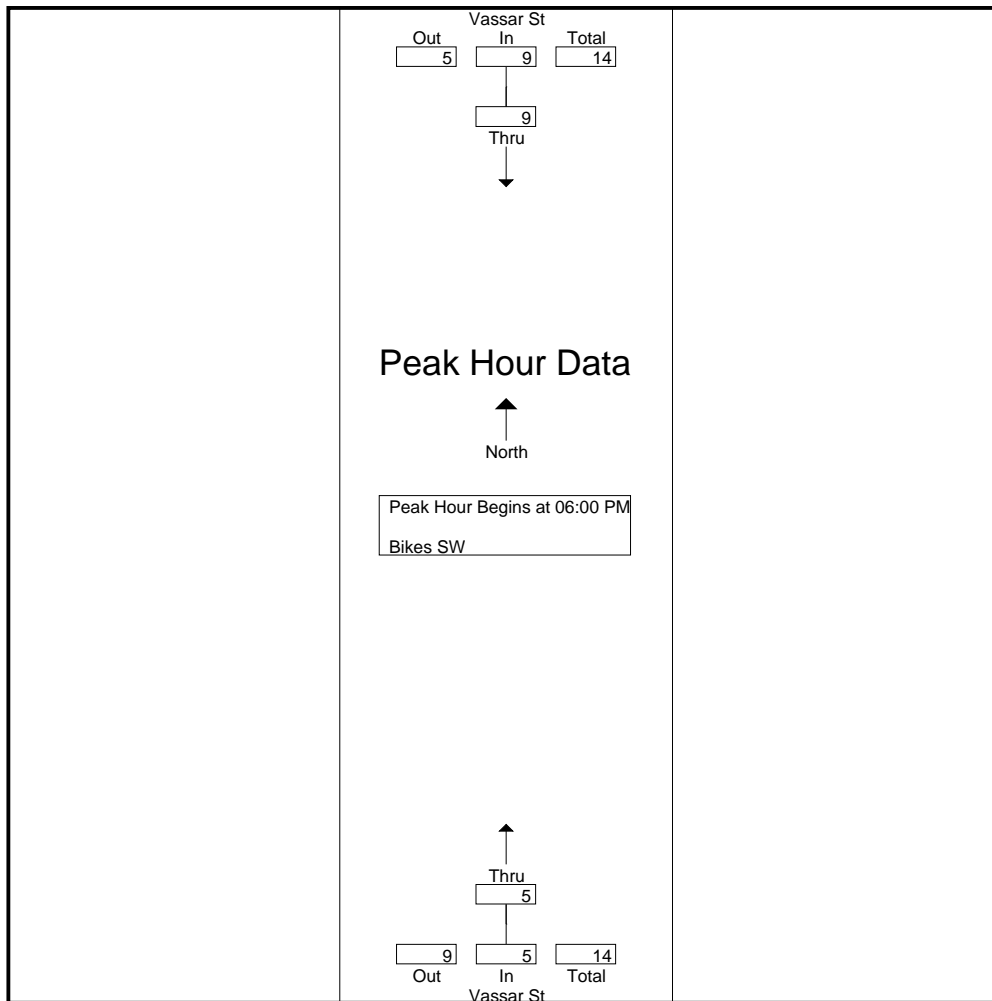
Accurate Counts

978-664-2565

N/S Street : Bicycle Counts at ATR
 E/W Street : on Vassar Street
 City/State : Cambridge, MA
 Weather : Clear

File Name : LG038CB5
 Site Code : LG038CB5
 Start Date : 5/20/2015
 Page No : 2

Start Time	Vassar St From North		Vassar St From South		Int. Total
	Thru	App. Total	Thru	App. Total	
Peak Hour Analysis From 05:30 PM to 07:15 PM - Peak 1 of 1					
Peak Hour for Entire Intersection Begins at 06:00 PM					
06:00 PM	3	3	0	0	3
06:15 PM	1	1	1	1	2
06:30 PM	2	2	1	1	3
06:45 PM	3	3	3	3	6
Total Volume	9	9	5	5	14
% App. Total	100		100		
PHF	.750	.750	.417	.417	.583



Peak Hour Analysis From 05:30 PM to 07:15 PM - Peak 1 of 1
 Peak Hour for Each Approach Begins at:

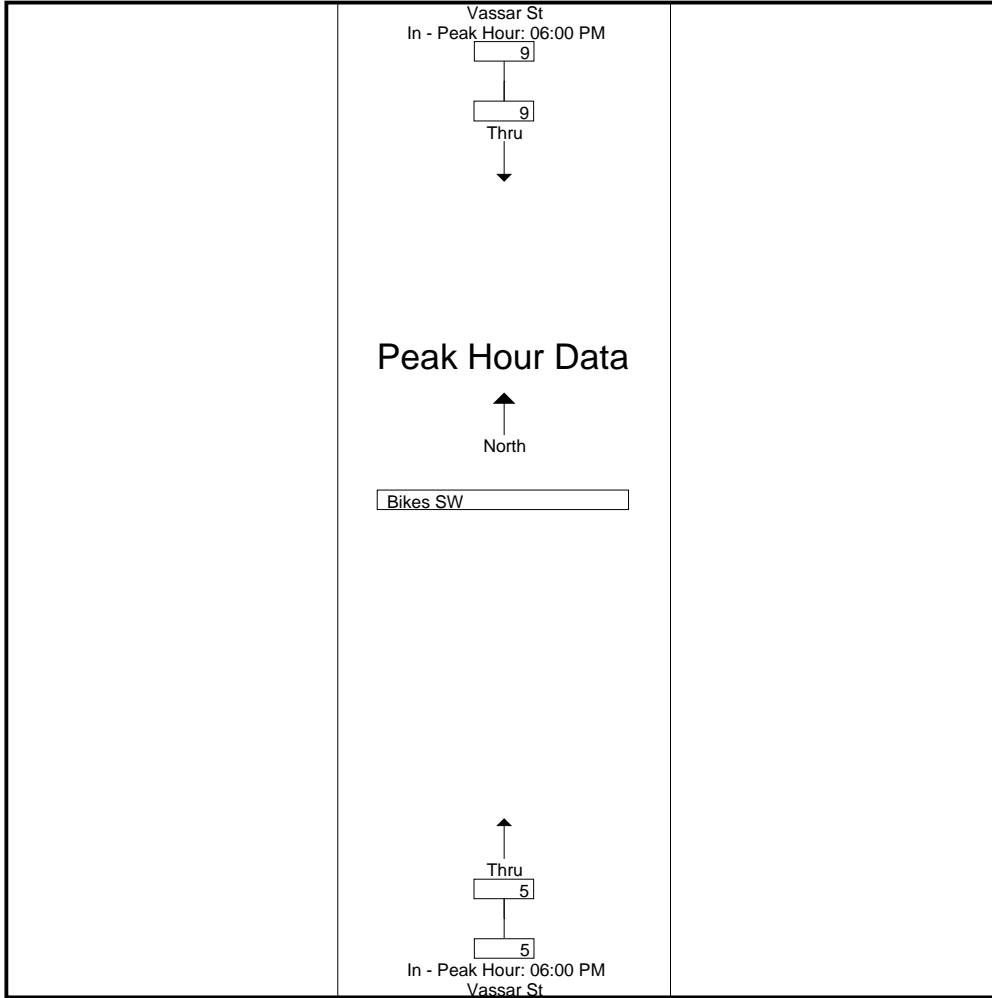
	06:00 PM		06:00 PM	
+0 mins.	3	3	0	0
+15 mins.	1	1	1	1
+30 mins.	2	2	1	1
+45 mins.	3	3	3	3
Total Volume	9	9	5	5
% App. Total	100		100	
PHF	.750	.750	.417	.417

Accurate Counts

978-664-2565

N/S Street : Bicycle Counts at ATR
E/W Street : on Vassar Street
City/State : Cambridge, MA
Weather : Clear

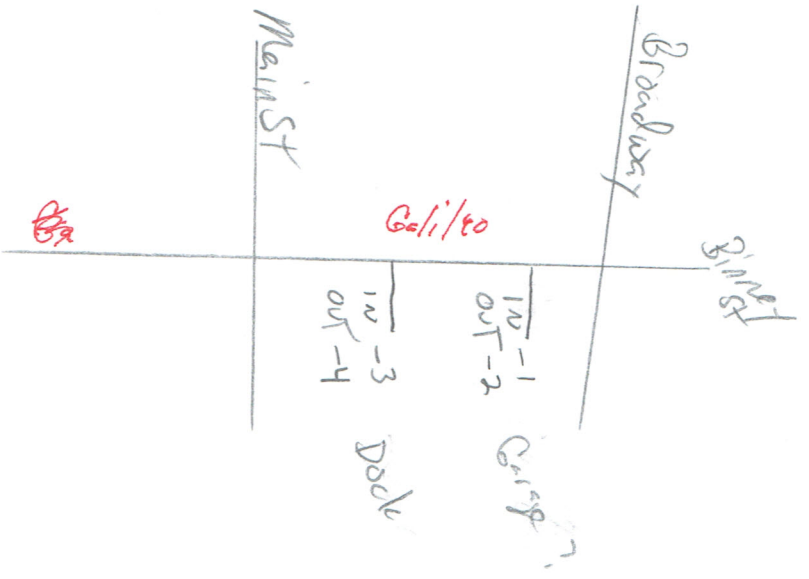
File Name : LG038CB5
Site Code : LG038CB5
Start Date : 5/20/2015
Page No : 3



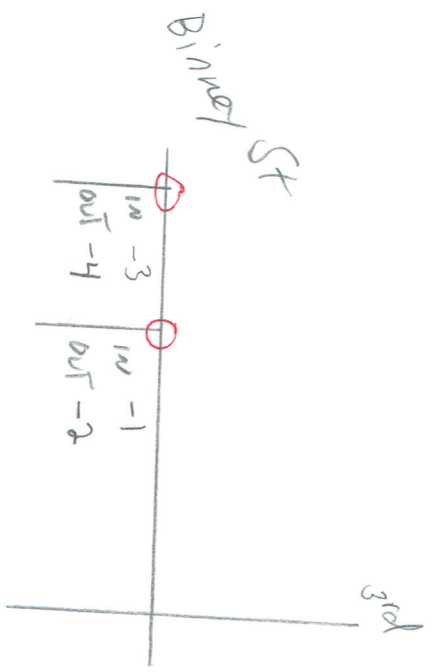
Data Compilation

Driveway Traffic Counts

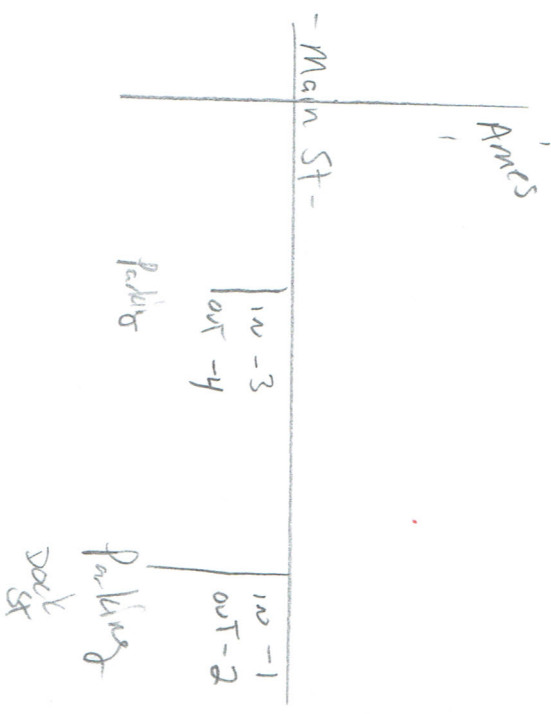
'B'



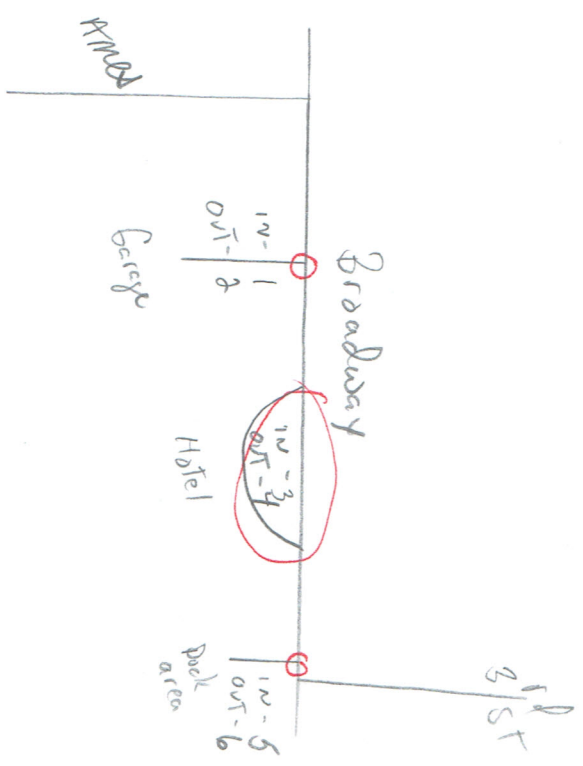
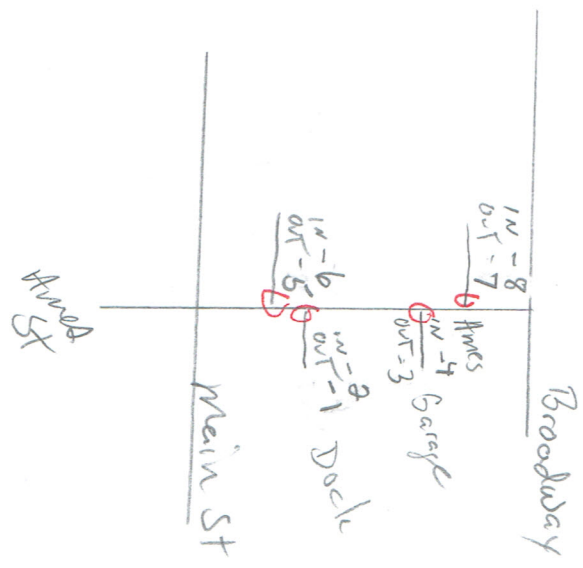
'A'



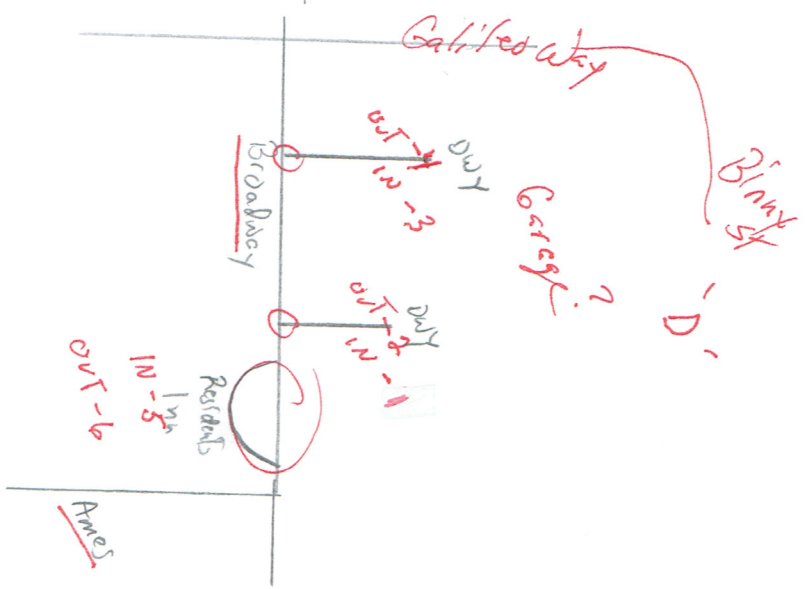
'G'



'E'



'F'



Accurate Counts

978-664-2565

N/S Street : 2 Driveways
 E/W Street : Binney Street
 City/State : Cambridge, MA
 Weather : Clear

File Name : LG038C0A
 Site Code : LG038C0A
 Start Date : 5/20/2015
 Page No : 1

Groups Printed- Cars

Start Time	Binney St From North				Int. Total
	1	2	3	4	
07:00 AM	49	0	0	4	53
07:15 AM	60	0	0	8	68
07:30 AM	70	0	0	2	72
07:45 AM	69	0	0	2	71
Total	248	0	0	16	264
08:00 AM	50	0	0	7	57
08:15 AM	59	0	0	9	68
08:30 AM	53	0	0	2	55
08:45 AM	55	1	0	4	60
Total	217	1	0	22	240
Grand Total	465	1	0	38	504
Apprch %	92.3	0.2	0	7.5	
Total %	92.3	0.2	0	7.5	

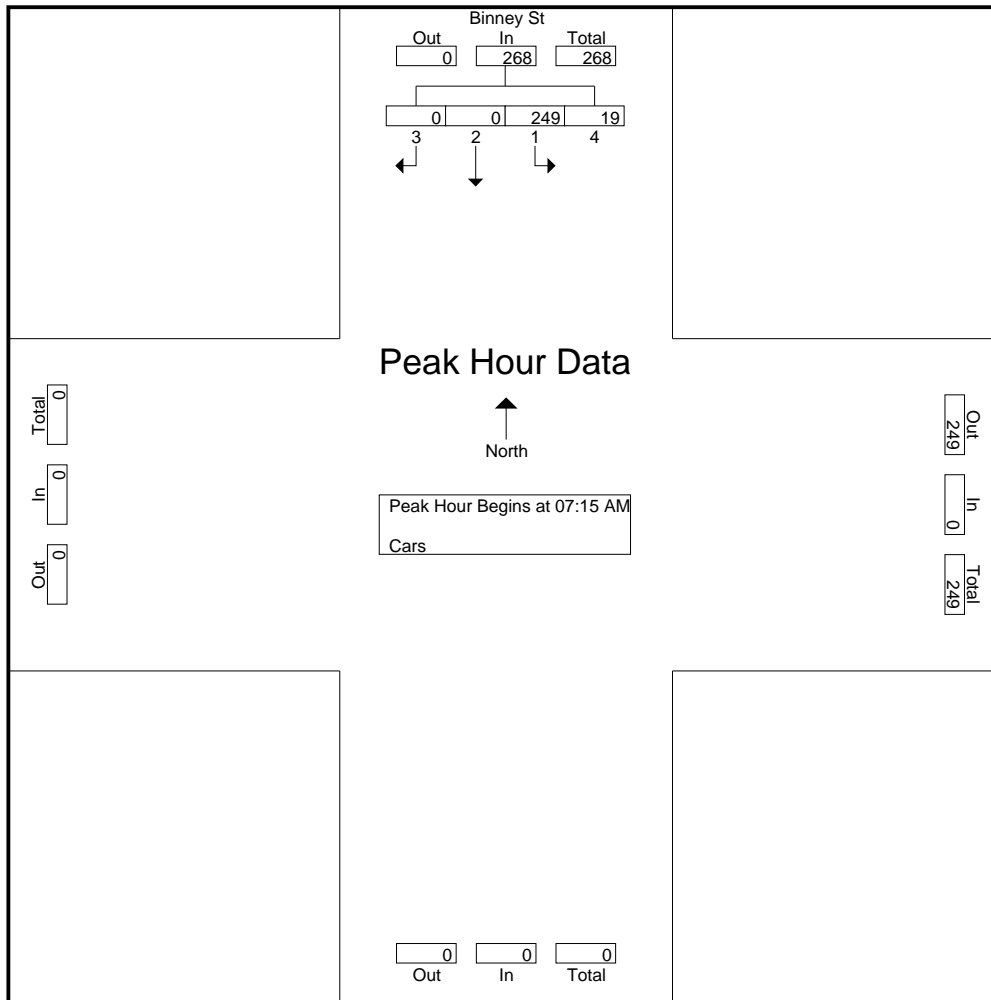
Accurate Counts

978-664-2565

N/S Street : 2 Driveways
 E/W Street : Binney Street
 City/State : Cambridge, MA
 Weather : Clear

File Name : LG038C0A
 Site Code : LG038C0A
 Start Date : 5/20/2015
 Page No : 2

Start Time	Binney St From North					App. Total	From East App. Total	From South App. Total	From West App. Total	Int. Total
	1	2	3	4	App. Total					
Peak Hour Analysis From 07:00 AM to 08:45 AM - Peak 1 of 1										
Peak Hour for Entire Intersection Begins at 07:15 AM										
07:15 AM	60	0	0	8	68	0	0	0	68	
07:30 AM	70	0	0	2	72	0	0	0	72	
07:45 AM	69	0	0	2	71	0	0	0	71	
08:00 AM	50	0	0	7	57	0	0	0	57	
Total Volume	249	0	0	19	268	0	0	0	268	
% App. Total	92.9	0	0	7.1						
PHF	.889	.000	.000	.594	.931	.000	.000	.000	.931	



Peak Hour Analysis From 07:00 AM to 08:45 AM - Peak 1 of 1
 Peak Hour for Each Approach Begins at:

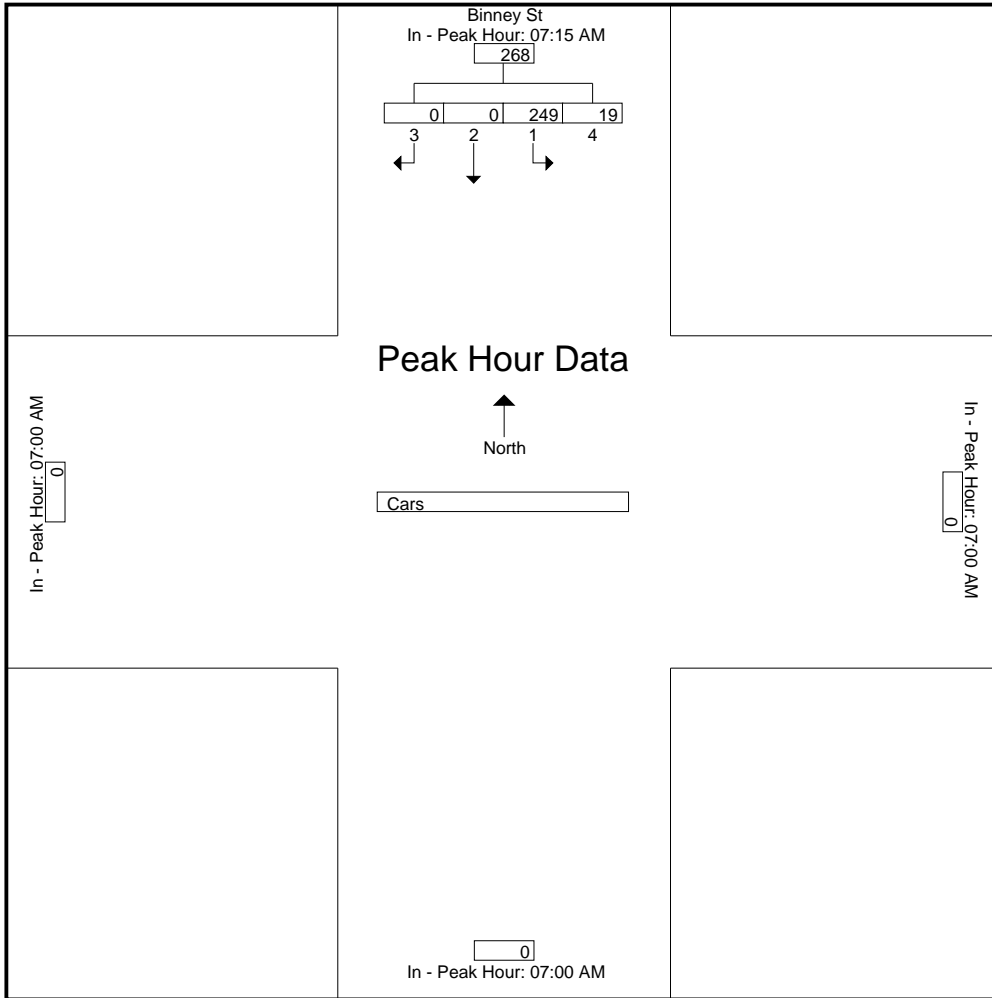
	07:15 AM	07:00 AM	07:00 AM	07:00 AM
+0 mins.	60	0	0	0
+15 mins.	70	0	0	0
+30 mins.	69	0	0	0
+45 mins.	50	0	0	0
Total Volume	249	0	0	0
% App. Total	92.9	0	0	0
PHF	.889	.000	.000	.000

Accurate Counts

978-664-2565

N/S Street : 2 Driveways
E/W Street : Binney Street
City/State : Cambridge, MA
Weather : Clear

File Name : LG038C0A
Site Code : LG038C0A
Start Date : 5/20/2015
Page No : 3



Accurate Counts

978-664-2565

N/S Street : 2 Driveways
 E/W Street : Binney Street
 City/State : Cambridge, MA
 Weather : Clear

File Name : LG038C0A
 Site Code : LG038C0A
 Start Date : 5/20/2015
 Page No : 1

Groups Printed- Cars

Start Time	Binney St From North				Int. Total
	1	2	3	4	
11:00 AM	16	0	0	2	18
11:15 AM	12	1	0	11	24
11:30 AM	8	0	0	11	19
11:45 AM	13	0	0	7	20
Total	49	1	0	31	81
12:00 PM	14	0	0	6	20
12:15 PM	9	0	1	8	18
12:30 PM	14	1	0	4	19
12:45 PM	10	0	0	5	15
Total	47	1	1	23	72
Grand Total	96	2	1	54	153
Apprch %	62.7	1.3	0.7	35.3	
Total %	62.7	1.3	0.7	35.3	

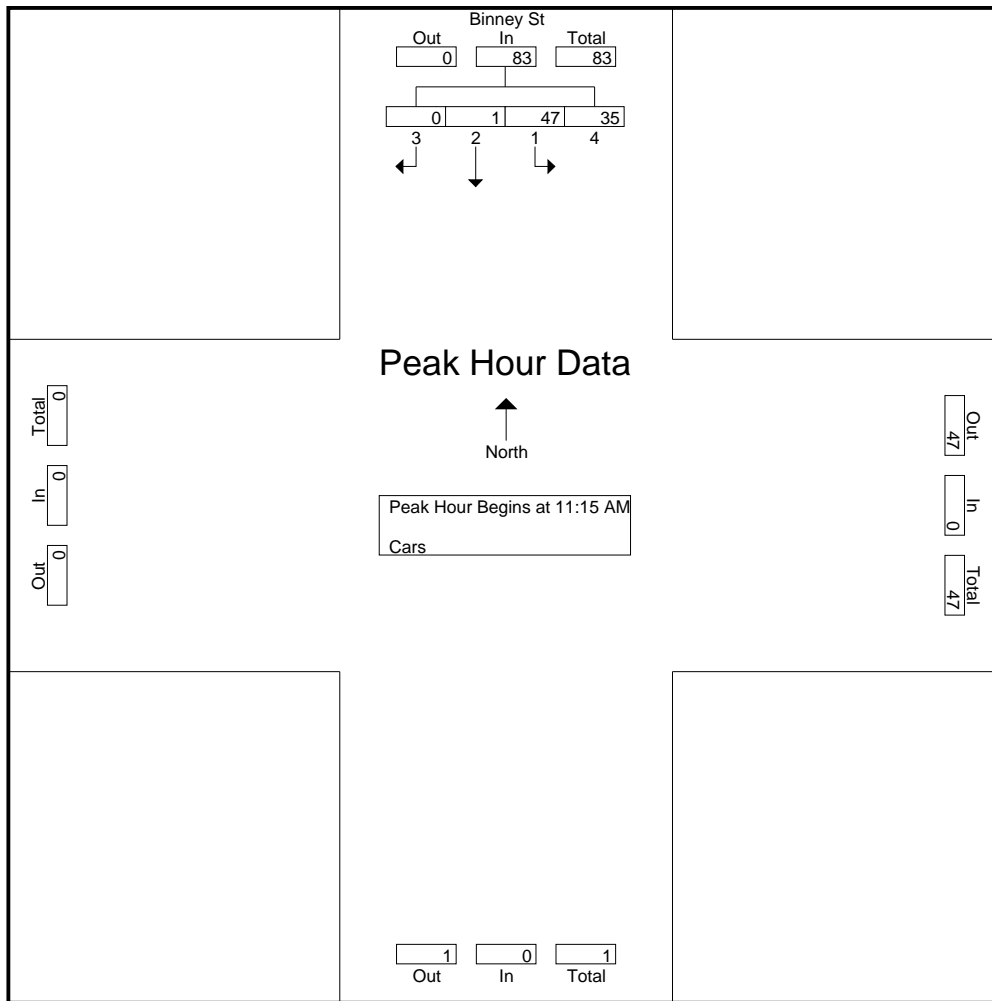
Accurate Counts

978-664-2565

N/S Street : 2 Driveways
 E/W Street : Binney Street
 City/State : Cambridge, MA
 Weather : Clear

File Name : LG038C0A
 Site Code : LG038C0A
 Start Date : 5/20/2015
 Page No : 2

Start Time	Binney St From North					From East	From South	From West	Int. Total
	1	2	3	4	App. Total	App. Total	App. Total	App. Total	
Peak Hour Analysis From 11:00 AM to 12:45 PM - Peak 1 of 1									
Peak Hour for Entire Intersection Begins at 11:15 AM									
11:15 AM	12	1	0	11	24	0	0	0	24
11:30 AM	8	0	0	11	19	0	0	0	19
11:45 AM	13	0	0	7	20	0	0	0	20
12:00 PM	14	0	0	6	20	0	0	0	20
Total Volume	47	1	0	35	83	0	0	0	83
% App. Total	56.6	1.2	0	42.2					
PHF	.839	.250	.000	.795	.865	.000	.000	.000	.865



Peak Hour Analysis From 11:00 AM to 12:45 PM - Peak 1 of 1
 Peak Hour for Each Approach Begins at:

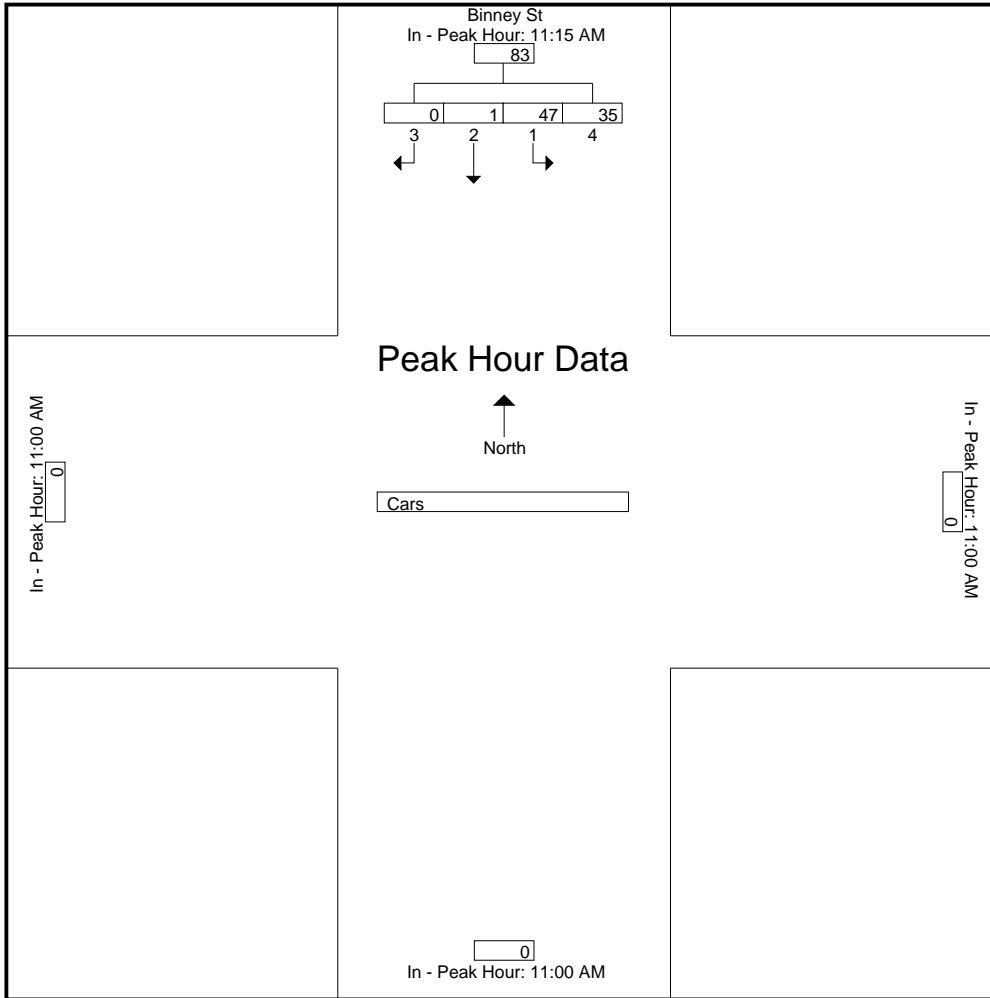
	11:15 AM					11:00 AM	11:00 AM	11:00 AM
+0 mins.	12	1	0	11	24	0	0	0
+15 mins.	8	0	0	11	19	0	0	0
+30 mins.	13	0	0	7	20	0	0	0
+45 mins.	14	0	0	6	20	0	0	0
Total Volume	47	1	0	35	83	0	0	0
% App. Total	56.6	1.2	0	42.2				
PHF	.839	.250	.000	.795	.865	.000	.000	.000

Accurate Counts

978-664-2565

N/S Street : 2 Driveways
E/W Street : Binney Street
City/State : Cambridge, MA
Weather : Clear

File Name : LG038C0A
Site Code : LG038C0A
Start Date : 5/20/2015
Page No : 3



Accurate Counts

978-664-2565

N/S Street : 2 Driveways
 E/W Street : Binney Street
 City/State : Cambridge, MA
 Weather : Clear

File Name : LG038C0A
 Site Code : LG038C0A
 Start Date : 5/20/2015
 Page No : 1

Groups Printed- Cars

Start Time	Binney St From North				Int. Total
	1	2	3	4	
04:00 PM	7	1	0	15	23
04:15 PM	10	0	0	26	36
04:30 PM	9	0	0	30	39
04:45 PM	10	2	0	29	41
Total	36	3	0	100	139
05:00 PM	16	0	0	41	57
05:15 PM	15	0	0	44	59
05:30 PM	8	0	0	29	37
05:45 PM	3	1	0	24	28
Total	42	1	0	138	181
Grand Total	78	4	0	238	320
Apprch %	24.4	1.2	0	74.4	
Total %	24.4	1.2	0	74.4	

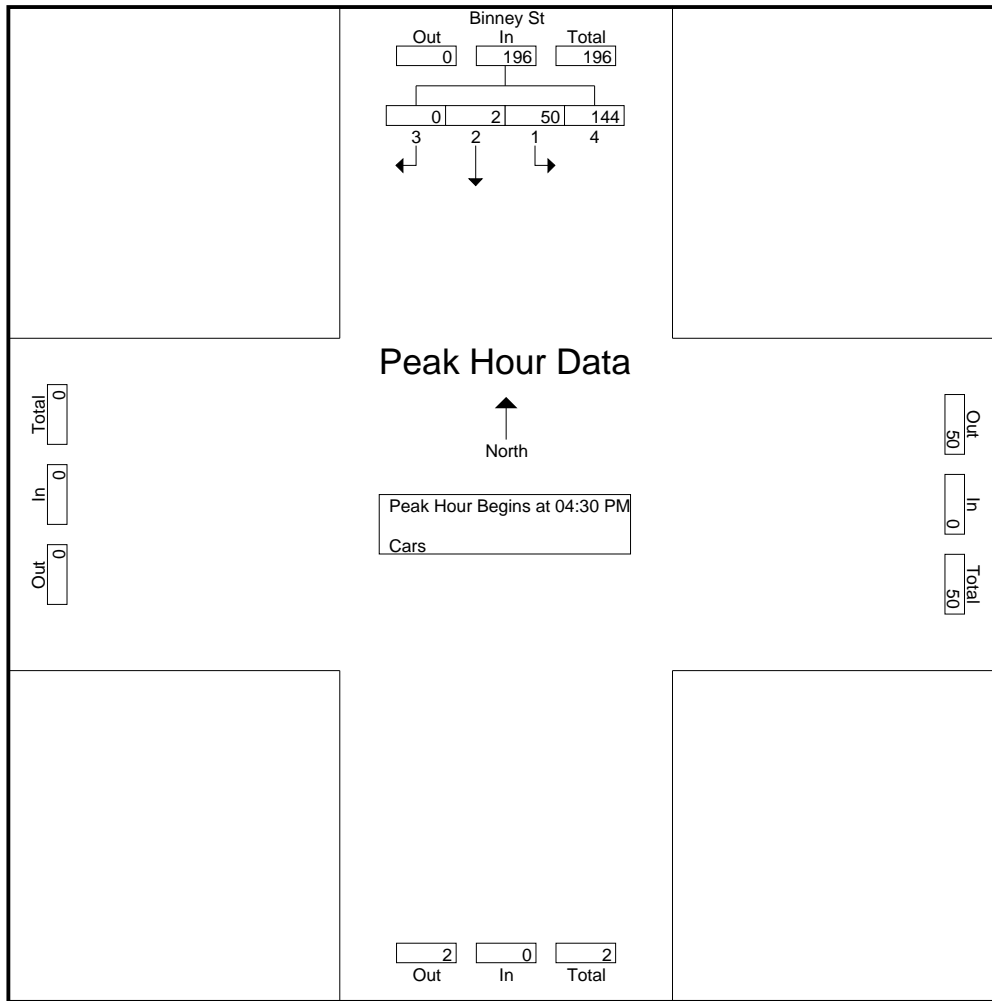
Accurate Counts

978-664-2565

N/S Street : 2 Driveways
 E/W Street : Binney Street
 City/State : Cambridge, MA
 Weather : Clear

File Name : LG038C0A
 Site Code : LG038C0A
 Start Date : 5/20/2015
 Page No : 2

Start Time	Binney St From North					From East	From South	From West	Int. Total
	1	2	3	4	App. Total	App. Total	App. Total	App. Total	
Peak Hour Analysis From 04:00 PM to 05:45 PM - Peak 1 of 1									
Peak Hour for Entire Intersection Begins at 04:30 PM									
04:30 PM	9	0	0	30	39	0	0	0	39
04:45 PM	10	2	0	29	41	0	0	0	41
05:00 PM	16	0	0	41	57	0	0	0	57
05:15 PM	15	0	0	44	59	0	0	0	59
Total Volume	50	2	0	144	196	0	0	0	196
% App. Total	25.5	1	0	73.5					
PHF	.781	.250	.000	.818	.831	.000	.000	.000	.831



Peak Hour Analysis From 04:00 PM to 05:45 PM - Peak 1 of 1
 Peak Hour for Each Approach Begins at:

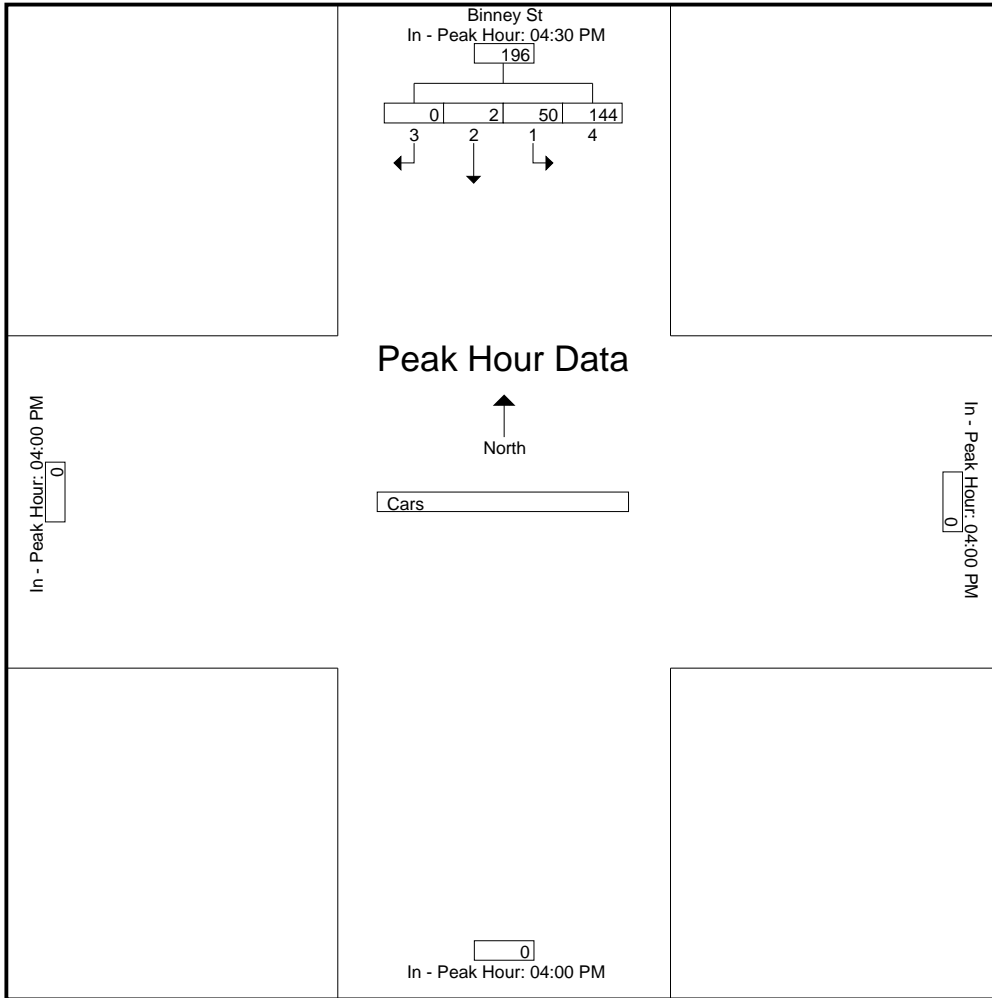
	04:30 PM					04:00 PM	04:00 PM	04:00 PM
+0 mins.	9	0	0	30	39	0	0	0
+15 mins.	10	2	0	29	41	0	0	0
+30 mins.	16	0	0	41	57	0	0	0
+45 mins.	15	0	0	44	59	0	0	0
Total Volume	50	2	0	144	196	0	0	0
% App. Total	25.5	1	0	73.5				
PHF	.781	.250	.000	.818	.831	.000	.000	.000

Accurate Counts

978-664-2565

N/S Street : 2 Driveways
E/W Street : Binney Street
City/State : Cambridge, MA
Weather : Clear

File Name : LG038C0A
Site Code : LG038C0A
Start Date : 5/20/2015
Page No : 3



Accurate Counts

978-664-2565

N/S Street : 2 Driveways
 E/W Street : Galileo Galilei Way
 City/State : Cambridge, MA
 Weather : Clear

File Name : LG038C0B
 Site Code : LG038C0B
 Start Date : 5/20/2015
 Page No : 1

Groups Printed- Cars

Start Time	Galileo Galilei Wy From North				Int. Total
	1	2	3	4	
07:00 AM	5	2	0	0	7
07:15 AM	5	0	1	0	6
07:30 AM	12	4	2	0	18
07:45 AM	10	0	1	1	12
Total	32	6	4	1	43
08:00 AM	20	1	0	1	22
08:15 AM	16	4	2	0	22
08:30 AM	18	2	3	0	23
08:45 AM	21	3	2	2	28
Total	75	10	7	3	95
Grand Total	107	16	11	4	138
Apprch %	77.5	11.6	8	2.9	
Total %	77.5	11.6	8	2.9	


Accurate Counts

978-664-2565

N/S Street : 2 Driveways
 E/W Street : Galileo Galilei Way
 City/State : Cambridge, MA
 Weather : Clear

File Name : LG038C0B
 Site Code : LG038C0B
 Start Date : 5/20/2015
 Page No : 2

Start Time	Galileo Galilei Wy					App. Total	From East	From South	From West	App. Total	Int. Total
	From North										
	1	2	3	4	App. Total	App. Total	App. Total	App. Total	App. Total	Int. Total	
Peak Hour Analysis From 07:00 AM to 08:45 AM - Peak 1 of 1											
Peak Hour for Entire Intersection Begins at 08:00 AM											
08:00 AM	20	1	0	1	22	0	0	0	0	22	
08:15 AM	16	4	2	0	22	0	0	0	0	22	
08:30 AM	18	2	3	0	23	0	0	0	0	23	
08:45 AM	21	3	2	2	28	0	0	0	0	28	
Total Volume	75	10	7	3	95	0	0	0	0	95	
% App. Total	78.9	10.5	7.4	3.2							
PHF	.893	.625	.583	.375	.848	.000	.000	.000	.000	.848	



Peak Hour Analysis From 07:00 AM to 08:45 AM - Peak 1 of 1

Peak Hour for Each Approach Begins at:

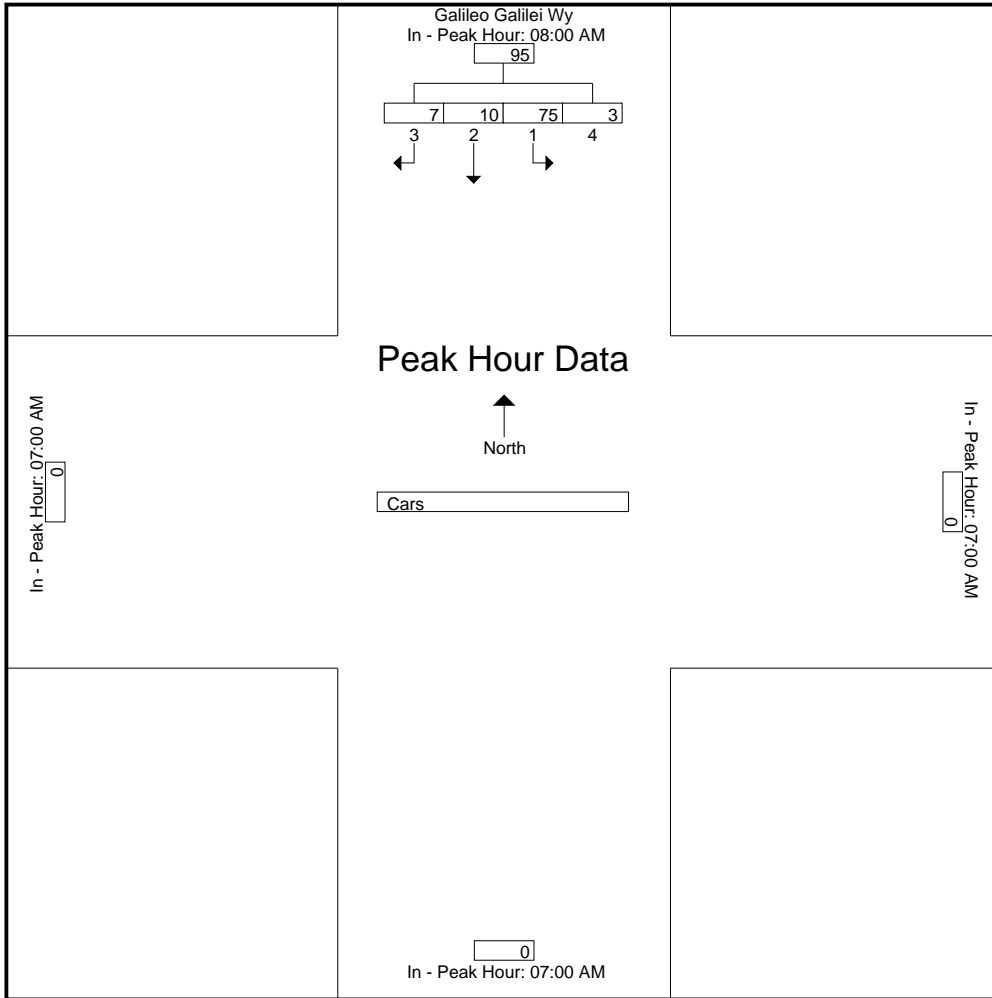
	08:00 AM					07:00 AM	07:00 AM	07:00 AM
+0 mins.	20	1	0	1	22	0	0	0
+15 mins.	16	4	2	0	22	0	0	0
+30 mins.	18	2	3	0	23	0	0	0
+45 mins.	21	3	2	2	28	0	0	0
Total Volume	75	10	7	3	95	0	0	0
% App. Total	78.9	10.5	7.4	3.2				
PHF	.893	.625	.583	.375	.848	.000	.000	.000

Accurate Counts

978-664-2565

N/S Street : 2 Driveways
E/W Street : Galileo Galilei Way
City/State : Cambridge, MA
Weather : Clear

File Name : LG038C0B
Site Code : LG038C0B
Start Date : 5/20/2015
Page No : 3



Accurate Counts

978-664-2565

N/S Street : 2 Driveways
 E/W Street : Galileo Galilei Way
 City/State : Cambridge, MA
 Weather : Clear

File Name : LG038C0B
 Site Code : LG038C0B
 Start Date : 5/20/2015
 Page No : 1

Groups Printed- Cars

Start Time	Galileo Galilei Wy From North				Int. Total
	1	2	3	4	
11:00 AM	3	6	3	2	14
11:15 AM	4	6	1	0	11
11:30 AM	6	8	2	1	17
11:45 AM	6	5	1	2	14
Total	19	25	7	5	56
12:00 PM	2	9	0	2	13
12:15 PM	1	9	0	2	12
12:30 PM	0	5	0	0	5
12:45 PM	4	5	1	2	12
Total	7	28	1	6	42
Grand Total	26	53	8	11	98
Apprch %	26.5	54.1	8.2	11.2	
Total %	26.5	54.1	8.2	11.2	

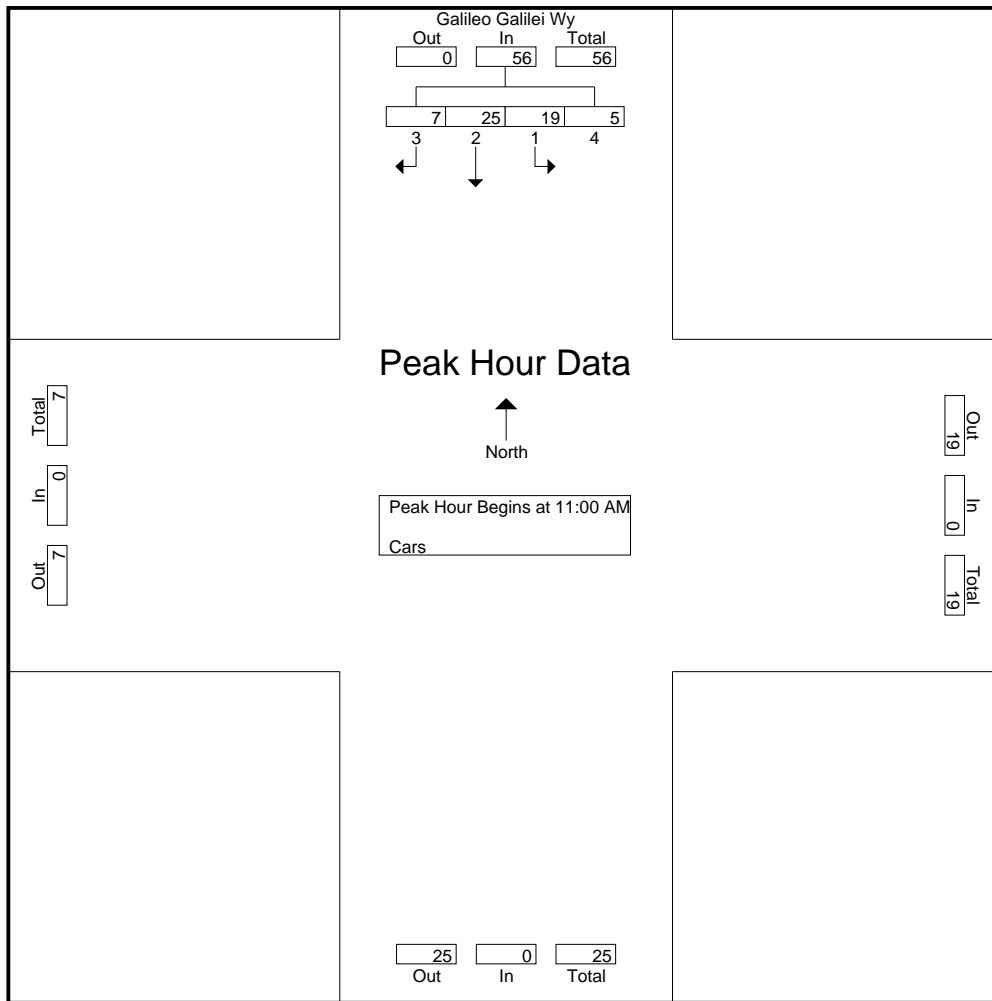
Accurate Counts

978-664-2565

N/S Street : 2 Driveways
 E/W Street : Galileo Galilei Way
 City/State : Cambridge, MA
 Weather : Clear

File Name : LG038C0B
 Site Code : LG038C0B
 Start Date : 5/20/2015
 Page No : 2

Start Time	Galileo Galilei Wy					App. Total	App. Total	App. Total	App. Total	Int. Total
	From North									
	1	2	3	4	App. Total	App. Total	App. Total	App. Total	Int. Total	
Peak Hour Analysis From 11:00 AM to 12:45 PM - Peak 1 of 1										
Peak Hour for Entire Intersection Begins at 11:00 AM										
11:00 AM	3	6	3	2	14	0	0	0	0	14
11:15 AM	4	6	1	0	11	0	0	0	0	11
11:30 AM	6	8	2	1	17	0	0	0	0	17
11:45 AM	6	5	1	2	14	0	0	0	0	14
Total Volume	19	25	7	5	56	0	0	0	0	56
% App. Total	33.9	44.6	12.5	8.9						
PHF	.792	.781	.583	.625	.824	.000	.000	.000	.000	.824



Peak Hour Analysis From 11:00 AM to 12:45 PM - Peak 1 of 1
 Peak Hour for Each Approach Begins at:

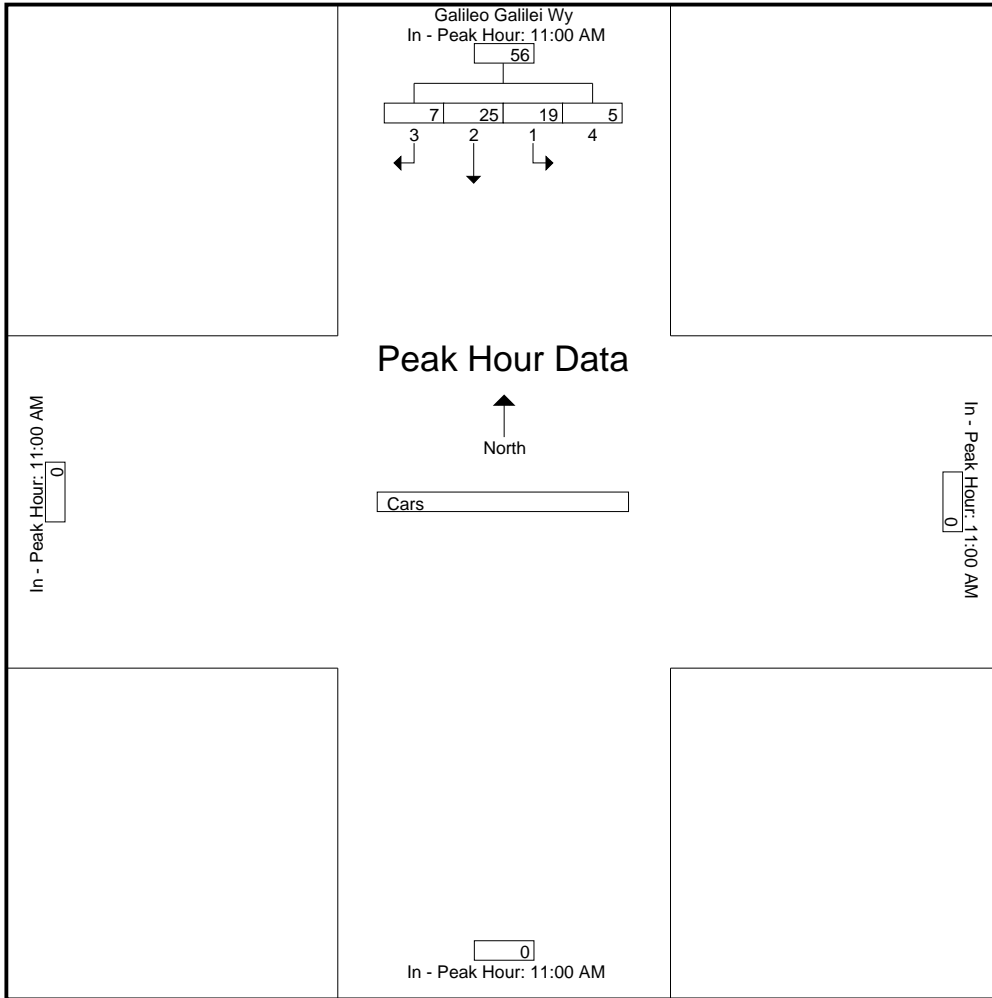
	11:00 AM					11:00 AM	11:00 AM	11:00 AM
+0 mins.	3	6	3	2	14	0	0	0
+15 mins.	4	6	1	0	11	0	0	0
+30 mins.	6	8	2	1	17	0	0	0
+45 mins.	6	5	1	2	14	0	0	0
Total Volume	19	25	7	5	56	0	0	0
% App. Total	33.9	44.6	12.5	8.9				
PHF	.792	.781	.583	.625	.824	.000	.000	.000

Accurate Counts

978-664-2565

N/S Street : 2 Driveways
E/W Street : Galileo Galilei Way
City/State : Cambridge, MA
Weather : Clear

File Name : LG038C0B
Site Code : LG038C0B
Start Date : 5/20/2015
Page No : 3



Accurate Counts

978-664-2565

N/S Street : 2 Driveways
 E/W Street : Galileo Galilei Way
 City/State : Cambridge, MA
 Weather : Clear

File Name : LG038C0B
 Site Code : LG038C0B
 Start Date : 5/20/2015
 Page No : 1

Groups Printed- Cars

Start Time	Galileo Galilei Wy From North				Int. Total
	1	2	3	4	
04:00 PM	1	18	0	1	20
04:15 PM	0	22	0	3	25
04:30 PM	0	21	0	1	22
04:45 PM	2	19	1	1	23
Total	3	80	1	6	90
05:00 PM	3	22	1	2	28
05:15 PM	4	23	0	5	32
05:30 PM	3	19	1	0	23
05:45 PM	6	20	1	3	30
Total	16	84	3	10	113
Grand Total	19	164	4	16	203
Apprch %	9.4	80.8	2	7.9	
Total %	9.4	80.8	2	7.9	

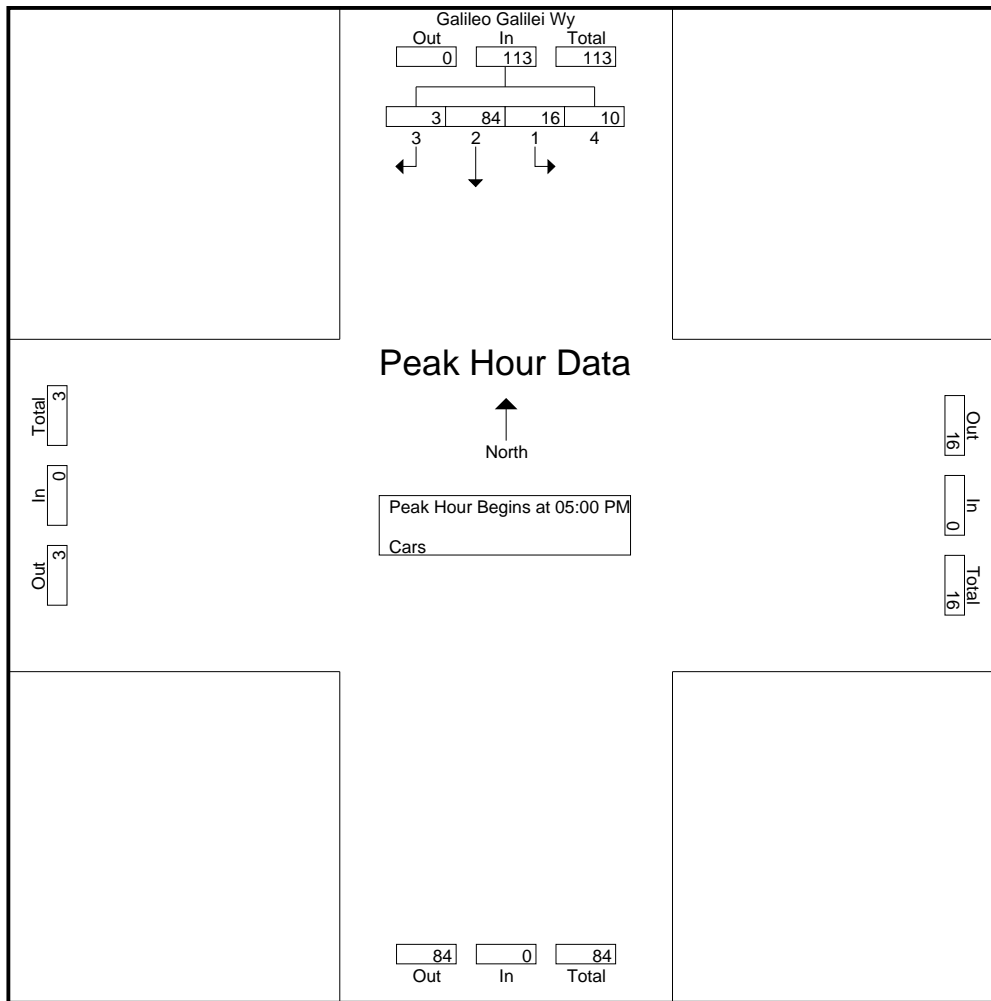
Accurate Counts

978-664-2565

N/S Street : 2 Driveways
 E/W Street : Galileo Galilei Way
 City/State : Cambridge, MA
 Weather : Clear

File Name : LG038C0B
 Site Code : LG038C0B
 Start Date : 5/20/2015
 Page No : 2

Start Time	Galileo Galilei Wy					From East App. Total	From South App. Total	From West App. Total	Int. Total
	From North								
	1	2	3	4	App. Total	App. Total	App. Total	App. Total	Int. Total
Peak Hour Analysis From 04:00 PM to 05:45 PM - Peak 1 of 1									
Peak Hour for Entire Intersection Begins at 05:00 PM									
05:00 PM	3	22	1	2	28	0	0	0	28
05:15 PM	4	23	0	5	32	0	0	0	32
05:30 PM	3	19	1	0	23	0	0	0	23
05:45 PM	6	20	1	3	30	0	0	0	30
Total Volume	16	84	3	10	113	0	0	0	113
% App. Total	14.2	74.3	2.7	8.8					
PHF	.667	.913	.750	.500	.883	.000	.000	.000	.883



Peak Hour Analysis From 04:00 PM to 05:45 PM - Peak 1 of 1
 Peak Hour for Each Approach Begins at:

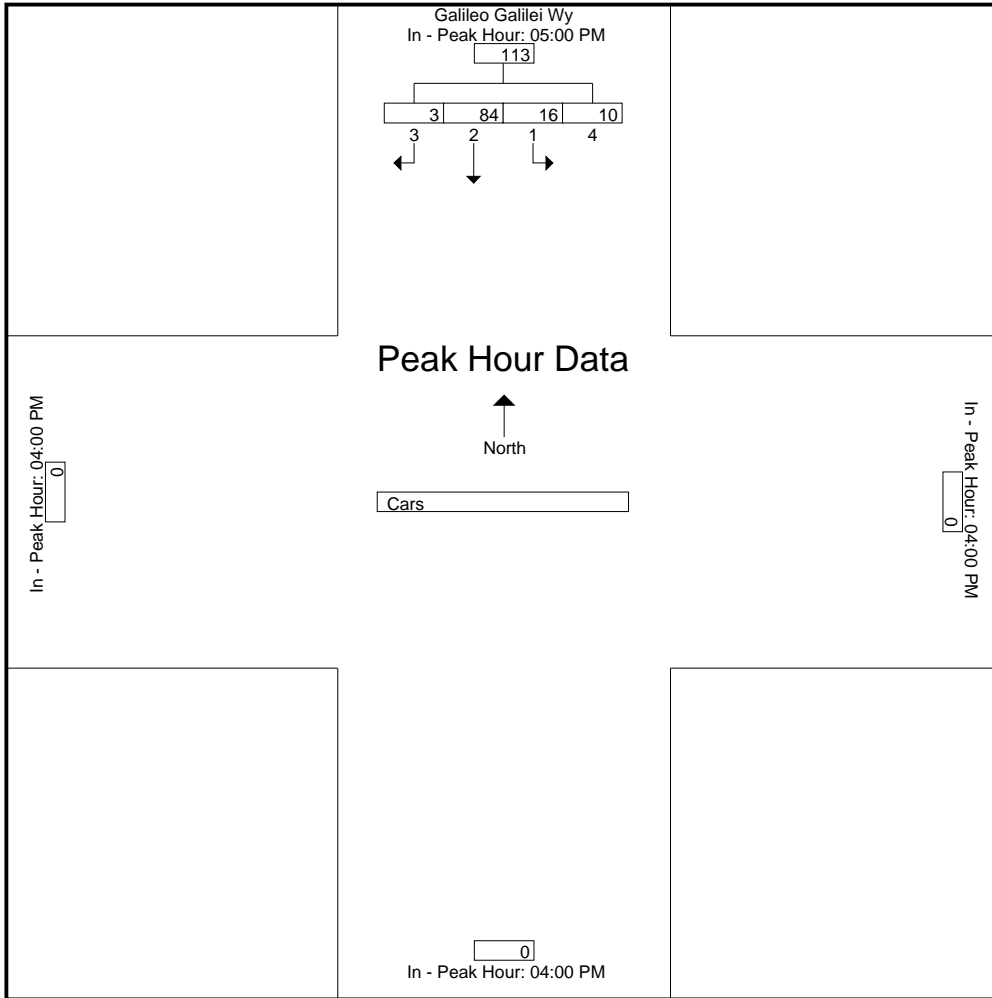
	05:00 PM					04:00 PM	04:00 PM	04:00 PM
+0 mins.	3	22	1	2	28	0	0	0
+15 mins.	4	23	0	5	32	0	0	0
+30 mins.	3	19	1	0	23	0	0	0
+45 mins.	6	20	1	3	30	0	0	0
Total Volume	16	84	3	10	113	0	0	0
% App. Total	14.2	74.3	2.7	8.8				
PHF	.667	.913	.750	.500	.883	.000	.000	.000

Accurate Counts

978-664-2565

N/S Street : 2 Driveways
E/W Street : Galileo Galilei Way
City/State : Cambridge, MA
Weather : Clear

File Name : LG038C0B
Site Code : LG038C0B
Start Date : 5/20/2015
Page No : 3



Accurate Counts

978-664-2565

N/S Street : 3 Driveways
 E/W Street : Broadway
 City/State : Cambridge, MA
 Weather : Clear

File Name : LG038C0D
 Site Code : LG038C0D
 Start Date : 5/20/2015
 Page No : 1

Groups Printed- Cars

Start Time	Broadway From North				Broadway From East		Int. Total
	1	2	3	4	5	6	
07:00 AM	0	8	7	0	4	4	23
07:15 AM	0	10	12	0	1	1	24
07:30 AM	0	10	9	0	6	6	31
07:45 AM	0	14	13	0	1	1	29
Total	0	42	41	0	12	12	107
08:00 AM	0	4	14	0	3	4	25
08:15 AM	0	15	13	0	0	1	29
08:30 AM	0	12	13	0	1	1	27
08:45 AM	0	6	6	0	2	1	15
Total	0	37	46	0	6	7	96
Grand Total	0	79	87	0	18	19	203
Apprch %	0	47.6	52.4	0	48.6	51.4	
Total %	0	38.9	42.9	0	8.9	9.4	

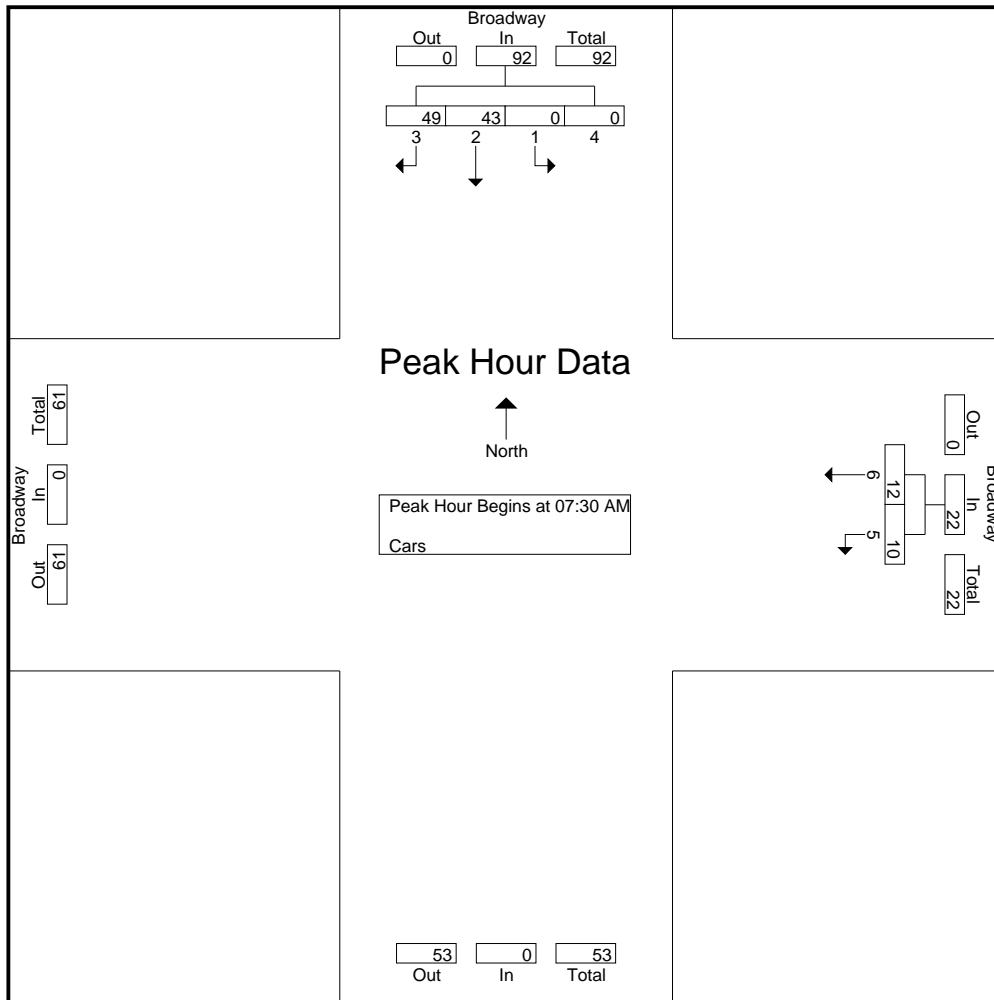
Accurate Counts

978-664-2565

N/S Street : 3 Driveways
 E/W Street : Broadway
 City/State : Cambridge, MA
 Weather : Clear

File Name : LG038C0D
 Site Code : LG038C0D
 Start Date : 5/20/2015
 Page No : 2

Start Time	Broadway From North					Broadway From East			From South	From West	Int. Total
	1	2	3	4	App. Total	5	6	App. Total	App. Total	App. Total	
Peak Hour Analysis From 07:00 AM to 08:45 AM - Peak 1 of 1											
Peak Hour for Entire Intersection Begins at 07:30 AM											
07:30 AM	0	10	9	0	19	6	6	12	0	0	31
07:45 AM	0	14	13	0	27	1	1	2	0	0	29
08:00 AM	0	4	14	0	18	3	4	7	0	0	25
08:15 AM	0	15	13	0	28	0	1	1	0	0	29
Total Volume	0	43	49	0	92	10	12	22	0	0	114
% App. Total	0	46.7	53.3	0		45.5	54.5				
PHF	.000	.717	.875	.000	.821	.417	.500	.458	.000	.000	.919



Peak Hour Analysis From 07:00 AM to 08:45 AM - Peak 1 of 1
 Peak Hour for Each Approach Begins at:

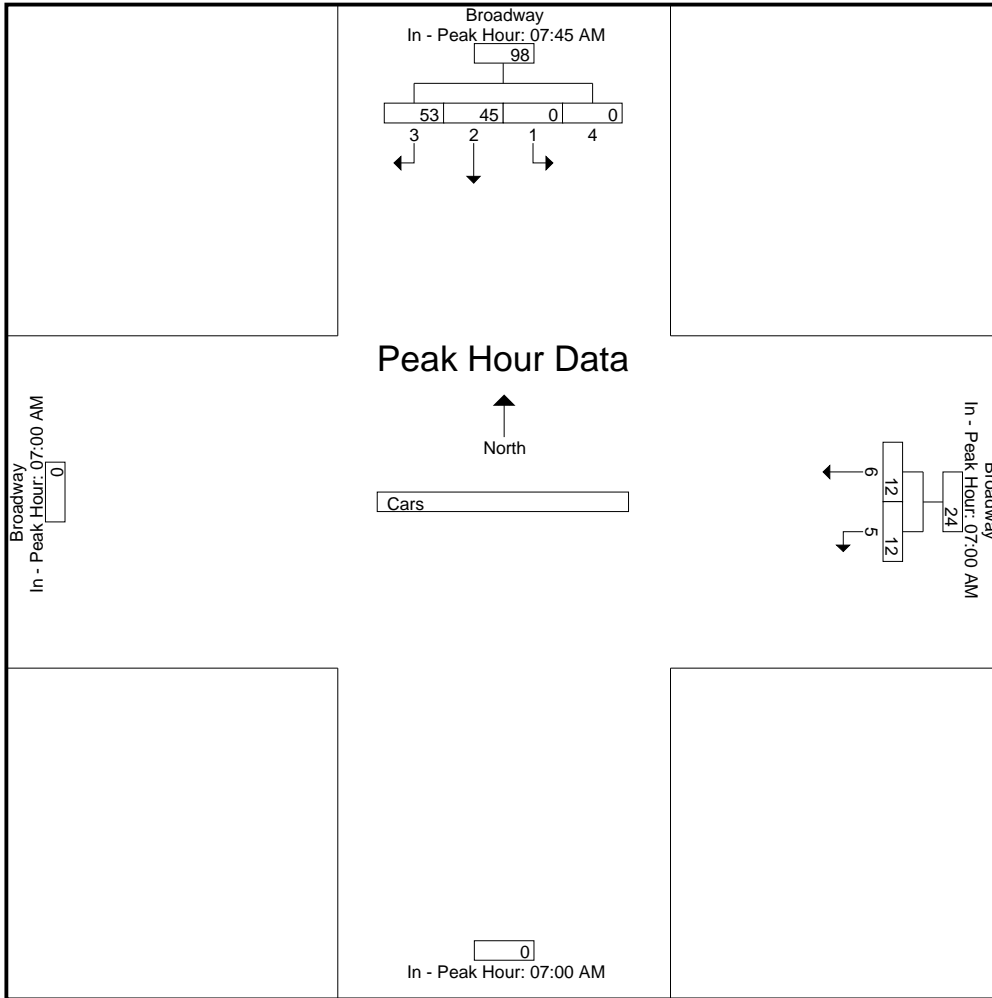
	07:45 AM					07:00 AM			07:00 AM	07:00 AM
+0 mins.	0	14	13	0	27	4	4	8	0	0
+15 mins.	0	4	14	0	18	1	1	2	0	0
+30 mins.	0	15	13	0	28	6	6	12	0	0
+45 mins.	0	12	13	0	25	1	1	2	0	0
Total Volume	0	45	53	0	98	12	12	24	0	0
% App. Total	0	45.9	54.1	0		50	50			
PHF	.000	.750	.946	.000	.875	.500	.500	.500	.000	.000

Accurate Counts

978-664-2565

N/S Street : 3 Driveways
E/W Street : Broadway
City/State : Cambridge, MA
Weather : Clear

File Name : LG038C0D
Site Code : LG038C0D
Start Date : 5/20/2015
Page No : 3



Accurate Counts

978-664-2565

N/S Street : 3 Driveways
 E/W Street : Broadway
 City/State : Cambridge, MA
 Weather : Clear

File Name : LG038C0D
 Site Code : LG038C0D
 Start Date : 5/20/2015
 Page No : 1

Groups Printed- Cars

Start Time	Broadway From North				Broadway From East		Int. Total
	1	2	3	4	5	6	
11:00 AM	0	11	5	0	2	3	21
11:15 AM	0	10	4	0	1	1	16
11:30 AM	0	8	4	0	2	2	16
11:45 AM	0	6	7	0	1	0	14
Total	0	35	20	0	6	6	67
12:00 PM	0	9	3	0	2	1	15
12:15 PM	0	10	2	0	4	3	19
12:30 PM	0	9	2	0	2	2	15
12:45 PM	0	6	4	0	2	2	14
Total	0	34	11	0	10	8	63
Grand Total	0	69	31	0	16	14	130
Apprch %	0	69	31	0	53.3	46.7	
Total %	0	53.1	23.8	0	12.3	10.8	

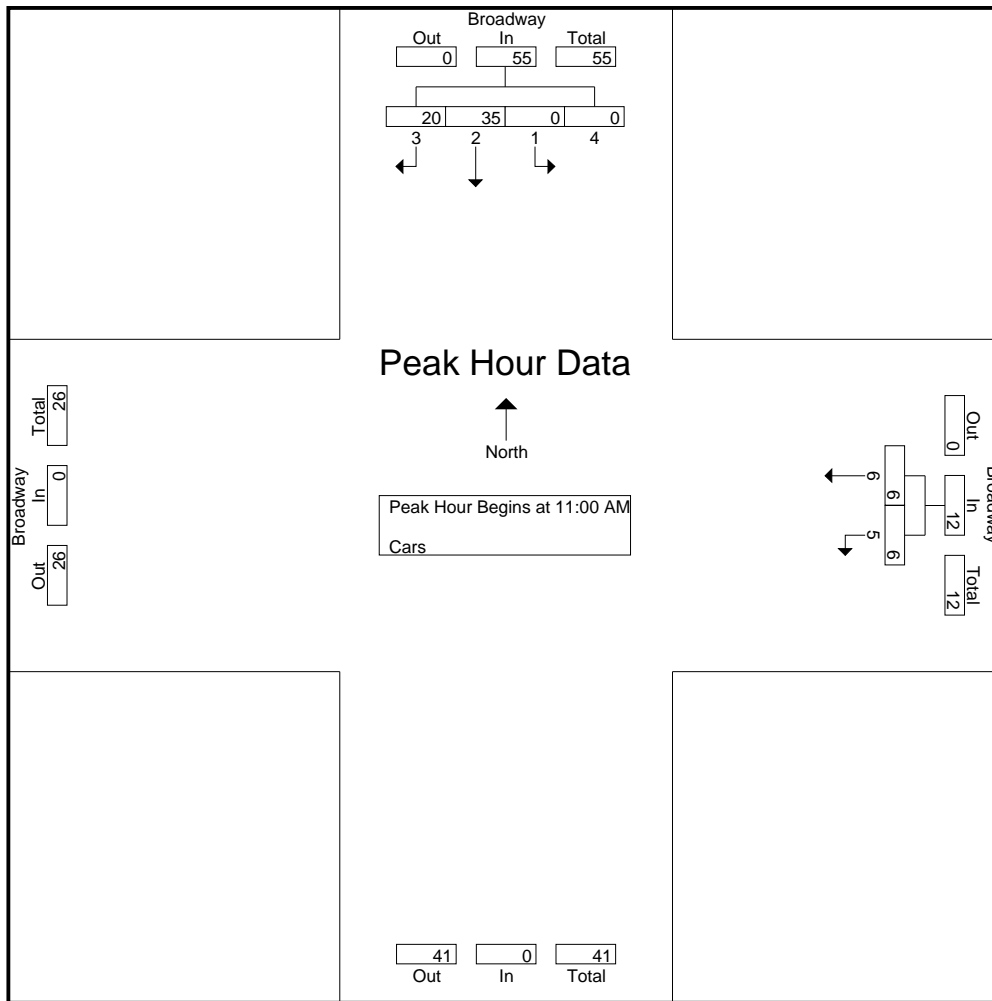
Accurate Counts

978-664-2565

N/S Street : 3 Driveways
 E/W Street : Broadway
 City/State : Cambridge, MA
 Weather : Clear

File Name : LG038C0D
 Site Code : LG038C0D
 Start Date : 5/20/2015
 Page No : 2

Start Time	Broadway From North					Broadway From East			From South	From West	Int. Total
	1	2	3	4	App. Total	5	6	App. Total	App. Total	App. Total	
Peak Hour Analysis From 11:00 AM to 12:45 PM - Peak 1 of 1											
Peak Hour for Entire Intersection Begins at 11:00 AM											
11:00 AM	0	11	5	0	16	2	3	5	0	0	21
11:15 AM	0	10	4	0	14	1	1	2	0	0	16
11:30 AM	0	8	4	0	12	2	2	4	0	0	16
11:45 AM	0	6	7	0	13	1	0	1	0	0	14
Total Volume	0	35	20	0	55	6	6	12	0	0	67
% App. Total	0	63.6	36.4	0		50	50				
PHF	.000	.795	.714	.000	.859	.750	.500	.600	.000	.000	.798



Peak Hour Analysis From 11:00 AM to 12:45 PM - Peak 1 of 1
 Peak Hour for Each Approach Begins at:

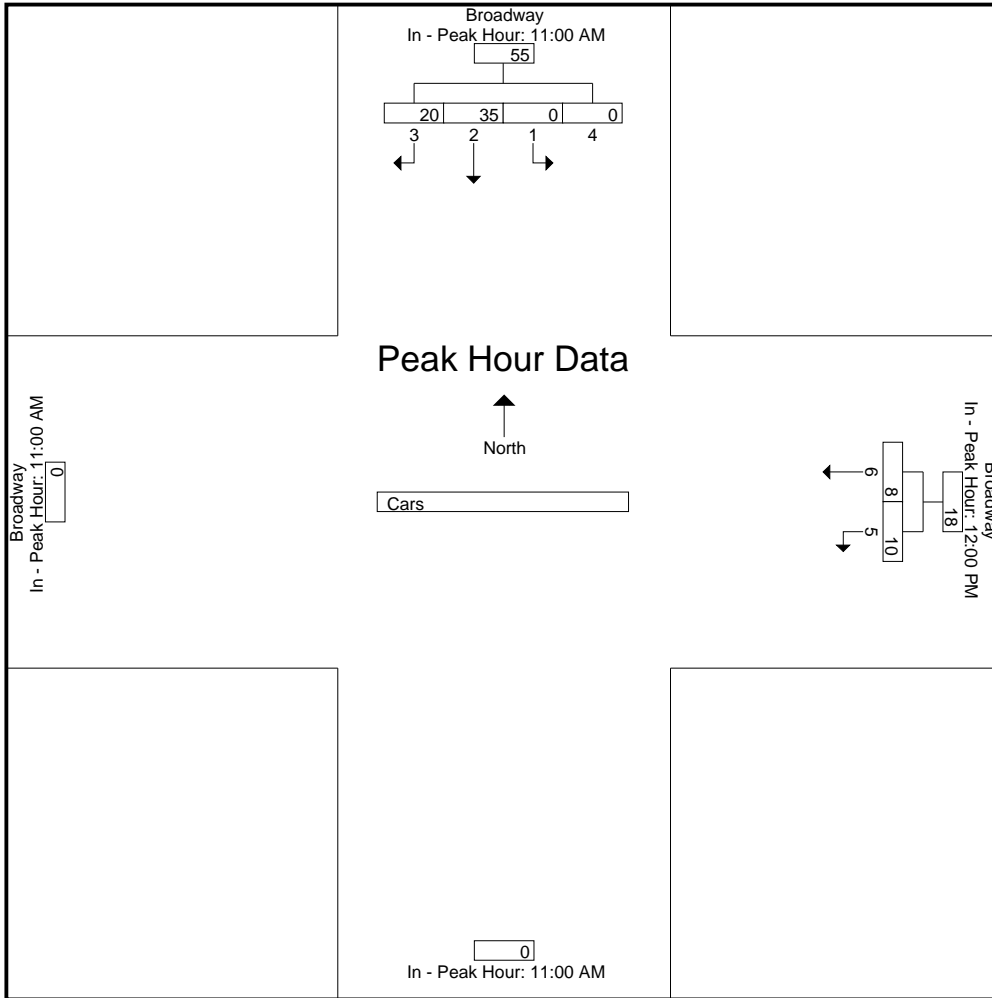
	11:00 AM					12:00 PM			11:00 AM	11:00 AM
+0 mins.	0	11	5	0	16	2	1	3	0	0
+15 mins.	0	10	4	0	14	4	3	7	0	0
+30 mins.	0	8	4	0	12	2	2	4	0	0
+45 mins.	0	6	7	0	13	2	2	4	0	0
Total Volume	0	35	20	0	55	10	8	18	0	0
% App. Total	0	63.6	36.4	0		55.6	44.4			
PHF	.000	.795	.714	.000	.859	.625	.667	.643	.000	.000

Accurate Counts

978-664-2565

N/S Street : 3 Driveways
E/W Street : Broadway
City/State : Cambridge, MA
Weather : Clear

File Name : LG038C0D
Site Code : LG038C0D
Start Date : 5/20/2015
Page No : 3



Accurate Counts

978-664-2565

N/S Street : 3 Driveways
 E/W Street : Broadway
 City/State : Cambridge, MA
 Weather : Clear

File Name : LG038C0D
 Site Code : LG038C0D
 Start Date : 5/20/2015
 Page No : 1

Groups Printed- Cars

Start Time	Broadway From North				Broadway From East		Int. Total
	1	2	3	4	5	6	
04:00 PM	0	35	1	0	1	1	38
04:15 PM	0	37	5	0	1	1	44
04:30 PM	0	38	3	0	4	4	49
04:45 PM	0	39	4	0	2	2	47
Total	0	149	13	0	8	8	178
05:00 PM	0	38	9	0	4	4	55
05:15 PM	0	49	6	0	2	0	57
05:30 PM	0	35	7	0	1	0	43
05:45 PM	0	25	2	0	2	2	31
Total	0	147	24	0	9	6	186
Grand Total	0	296	37	0	17	14	364
Apprch %	0	88.9	11.1	0	54.8	45.2	
Total %	0	81.3	10.2	0	4.7	3.8	

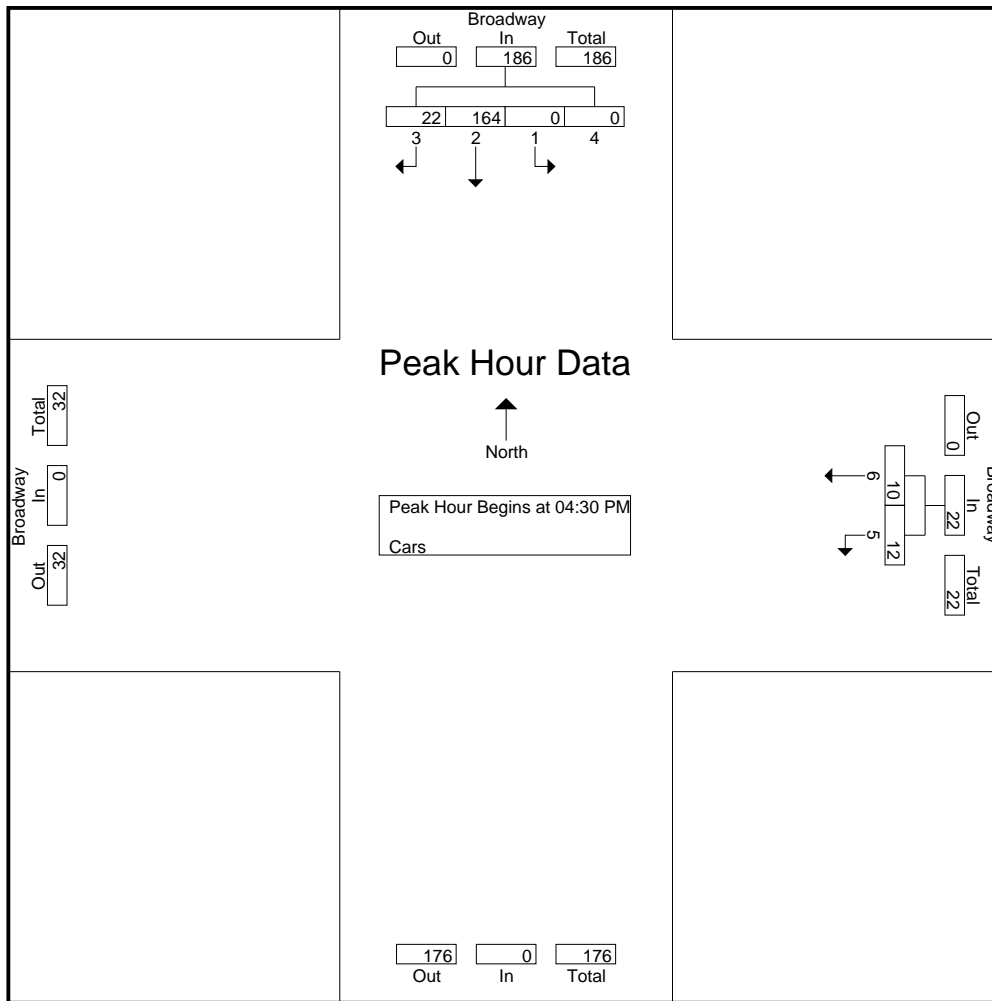
Accurate Counts

978-664-2565

N/S Street : 3 Driveways
 E/W Street : Broadway
 City/State : Cambridge, MA
 Weather : Clear

File Name : LG038C0D
 Site Code : LG038C0D
 Start Date : 5/20/2015
 Page No : 2

Start Time	Broadway From North					Broadway From East			From South	From West	Int. Total
	1	2	3	4	App. Total	5	6	App. Total	App. Total	App. Total	
Peak Hour Analysis From 04:00 PM to 05:45 PM - Peak 1 of 1											
Peak Hour for Entire Intersection Begins at 04:30 PM											
04:30 PM	0	38	3	0	41	4	4	8	0	0	49
04:45 PM	0	39	4	0	43	2	2	4	0	0	47
05:00 PM	0	38	9	0	47	4	4	8	0	0	55
05:15 PM	0	49	6	0	55	2	0	2	0	0	57
Total Volume	0	164	22	0	186	12	10	22	0	0	208
% App. Total	0	88.2	11.8	0		54.5	45.5				
PHF	.000	.837	.611	.000	.845	.750	.625	.688	.000	.000	.912



Peak Hour Analysis From 04:00 PM to 05:45 PM - Peak 1 of 1
 Peak Hour for Each Approach Begins at:

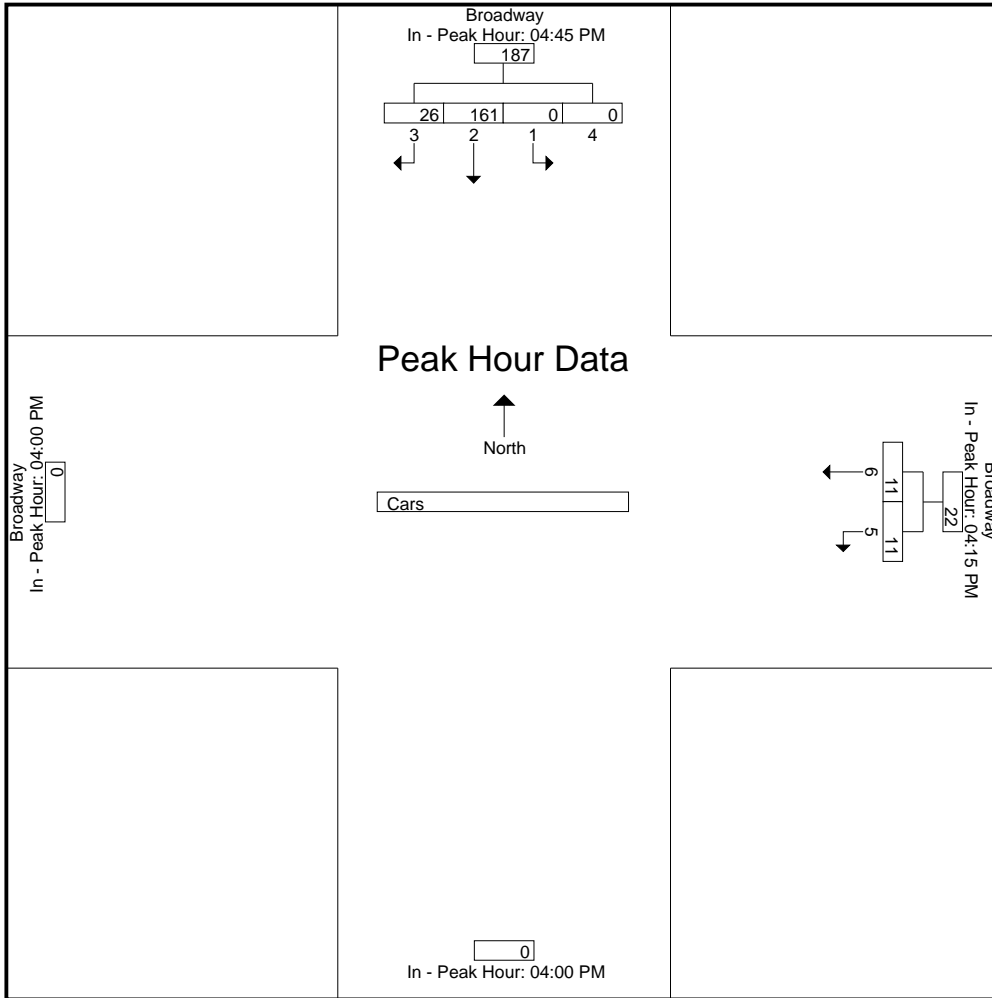
	04:45 PM					04:15 PM			04:00 PM	04:00 PM
+0 mins.	0	39	4	0	43	1	1	2	0	0
+15 mins.	0	38	9	0	47	4	4	8	0	0
+30 mins.	0	49	6	0	55	2	2	4	0	0
+45 mins.	0	35	7	0	42	4	4	8	0	0
Total Volume	0	161	26	0	187	11	11	22	0	0
% App. Total	0	86.1	13.9	0		50	50			
PHF	.000	.821	.722	.000	.850	.688	.688	.688	.000	.000

Accurate Counts

978-664-2565

N/S Street : 3 Driveways
 E/W Street : Broadway
 City/State : Cambridge, MA
 Weather : Clear

File Name : LG038C0D
 Site Code : LG038C0D
 Start Date : 5/20/2015
 Page No : 3



Accurate Counts

978-664-2565

N/S Street : Ames Street
 E/W Street : 4 Driveways
 City/State : Cambridge, MA
 Weather : Clear

File Name : LG038C0E
 Site Code : LG038C0E
 Start Date : 5/20/2015
 Page No : 1

Groups Printed- Cars

Start Time	Ames St From North				Ames St From East				Int. Total
	1	2	3	4	5	6	7	8	
07:00 AM	0	2	0	13	0	2	0	19	36
07:15 AM	1	1	1	13	0	0	1	18	35
07:30 AM	2	3	1	14	0	1	2	25	48
07:45 AM	1	2	0	23	1	1	4	27	59
Total	4	8	2	63	1	4	7	89	178
08:00 AM	3	1	2	16	0	0	3	28	53
08:15 AM	2	3	0	23	0	1	1	27	57
08:30 AM	1	4	1	19	0	0	2	32	59
08:45 AM	1	0	1	27	0	5	4	36	74
Total	7	8	4	85	0	6	10	123	243
Grand Total	11	16	6	148	1	10	17	212	421
Apprch %	6.1	8.8	3.3	81.8	0.4	4.2	7.1	88.3	
Total %	2.6	3.8	1.4	35.2	0.2	2.4	4	50.4	

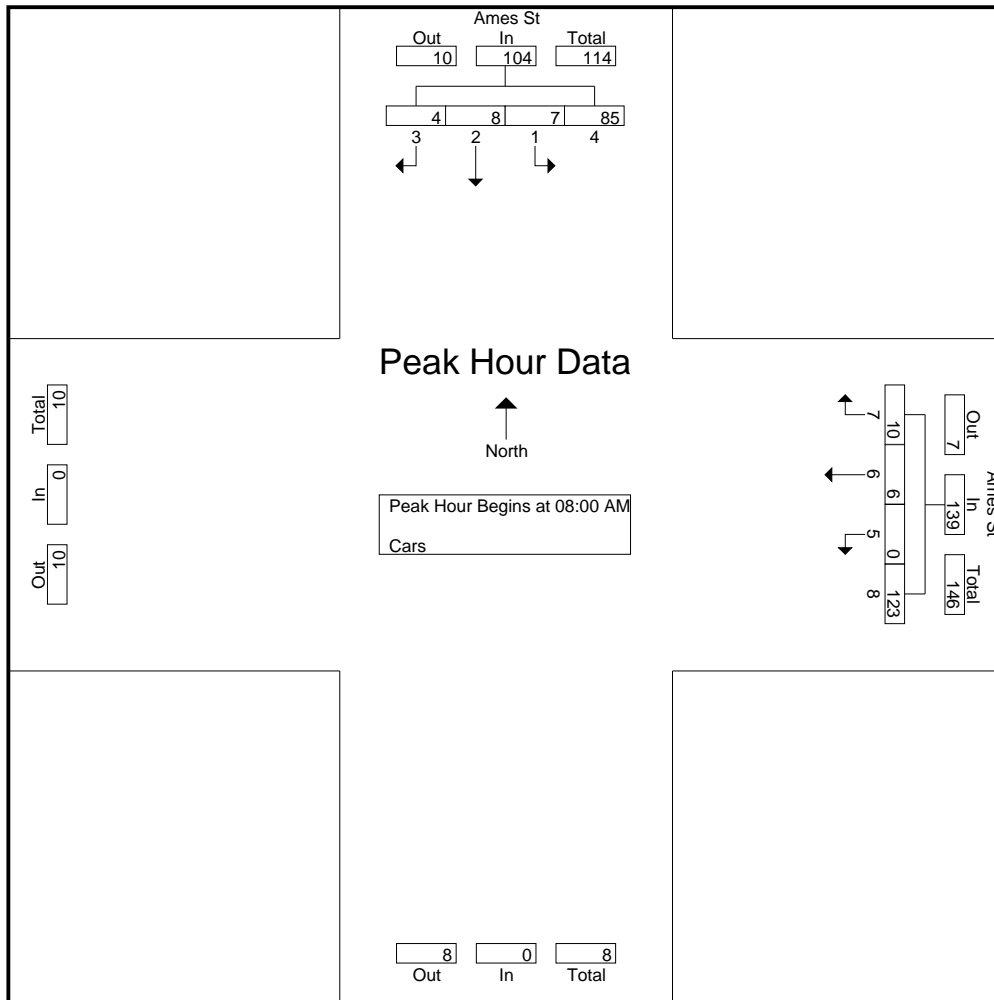
Accurate Counts

978-664-2565

N/S Street : Ames Street
 E/W Street : 4 Driveways
 City/State : Cambridge, MA
 Weather : Clear

File Name : LG038C0E
 Site Code : LG038C0E
 Start Date : 5/20/2015
 Page No : 2

Start Time	Ames St From North					Ames St From East					From South	From West	Int. Total
	1	2	3	4	App. Total	5	6	7	8	App. Total	App. Total	App. Total	
Peak Hour Analysis From 07:00 AM to 08:45 AM - Peak 1 of 1													
Peak Hour for Entire Intersection Begins at 08:00 AM													
08:00 AM	3	1	2	16	22	0	0	3	28	31	0	0	53
08:15 AM	2	3	0	23	28	0	1	1	27	29	0	0	57
08:30 AM	1	4	1	19	25	0	0	2	32	34	0	0	59
08:45 AM	1	0	1	27	29	0	5	4	36	45	0	0	74
Total Volume	7	8	4	85	104	0	6	10	123	139	0	0	243
% App. Total	6.7	7.7	3.8	81.7		0	4.3	7.2	88.5				
PHF	.583	.500	.500	.787	.897	.000	.300	.625	.854	.772	.000	.000	.821



Accurate Counts

978-664-2565

N/S Street : Ames Street
 E/W Street : 4 Driveways
 City/State : Cambridge, MA
 Weather : Clear

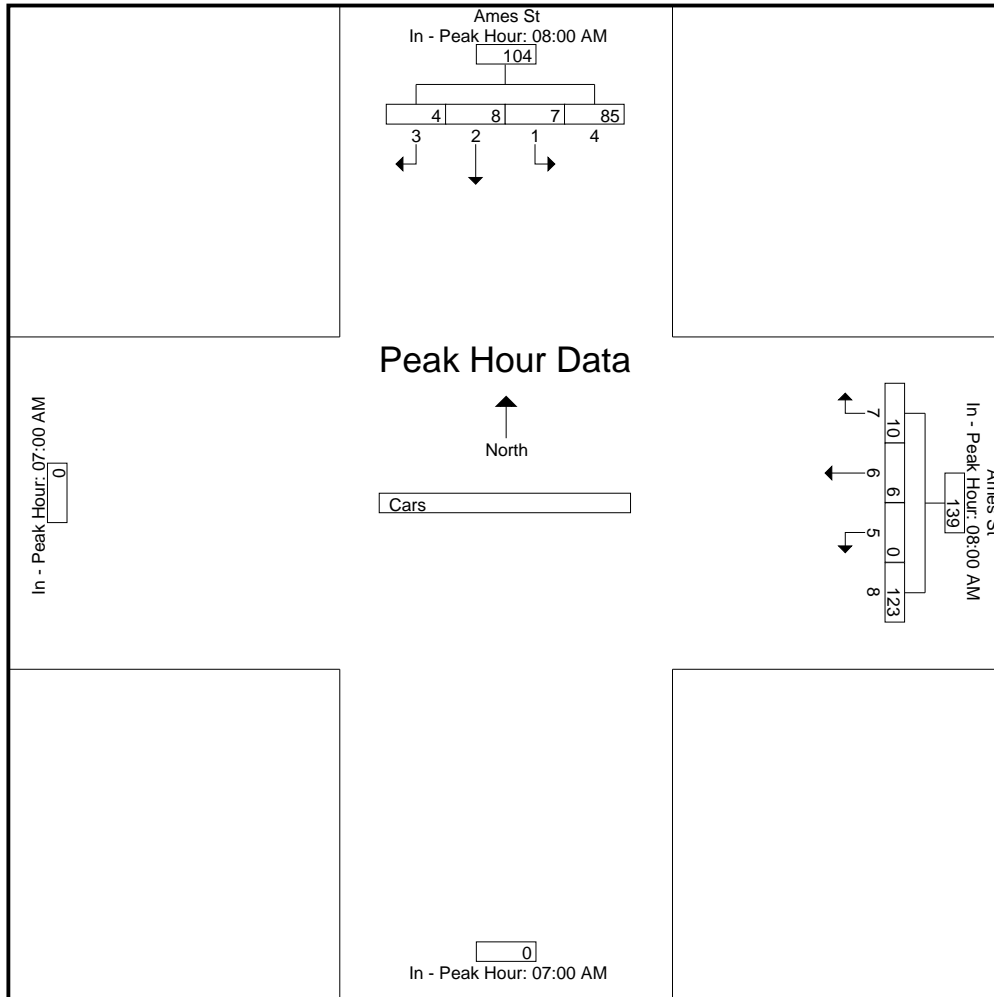
File Name : LG038C0E
 Site Code : LG038C0E
 Start Date : 5/20/2015
 Page No : 3

Start Time	Ames St From North					Ames St From East					From South	From West	Int. Total
	1	2	3	4	App. Total	5	6	7	8	App. Total	App. Total	App. Total	

Peak Hour Analysis From 07:00 AM to 08:45 AM - Peak 1 of 1

Peak Hour for Each Approach Begins at:

	08:00 AM						08:00 AM					07:00 AM	07:00 AM
+0 mins.	3	1	2	16	22	0	0	3	28	31	0	0	
+15 mins.	2	3	0	23	28	0	1	1	27	29	0	0	
+30 mins.	1	4	1	19	25	0	0	2	32	34	0	0	
+45 mins.	1	0	1	27	29	0	5	4	36	45	0	0	
Total Volume	7	8	4	85	104	0	6	10	123	139	0	0	
% App. Total	6.7	7.7	3.8	81.7		0	4.3	7.2	88.5				
PHF	.583	.500	.500	.787	.897	.000	.300	.625	.854	.772	.000	.000	



Accurate Counts

978-664-2565

N/S Street : Ames Street
 E/W Street : 4 Driveways
 City/State : Cambridge, MA
 Weather : Clear

File Name : LG038C0E
 Site Code : LG038C0E
 Start Date : 5/20/2015
 Page No : 1

Groups Printed- Cars

Start Time	Ames St From North				Ames St From East				Int. Total
	1	2	3	4	5	6	7	8	
11:00 AM	3	5	3	10	1	1	9	10	42
11:15 AM	2	3	1	11	0	0	7	11	35
11:30 AM	4	2	5	2	1	0	7	14	35
11:45 AM	3	3	3	15	0	1	13	18	56
Total	12	13	12	38	2	2	36	53	168
12:00 PM	2	3	3	7	0	0	2	4	21
12:15 PM	1	2	11	2	0	0	5	9	30
12:30 PM	3	1	6	0	0	0	5	7	22
12:45 PM	1	1	8	4	0	1	5	9	29
Total	7	7	28	13	0	1	17	29	102
Grand Total	19	20	40	51	2	3	53	82	270
Apprch %	14.6	15.4	30.8	39.2	1.4	2.1	37.9	58.6	
Total %	7	7.4	14.8	18.9	0.7	1.1	19.6	30.4	

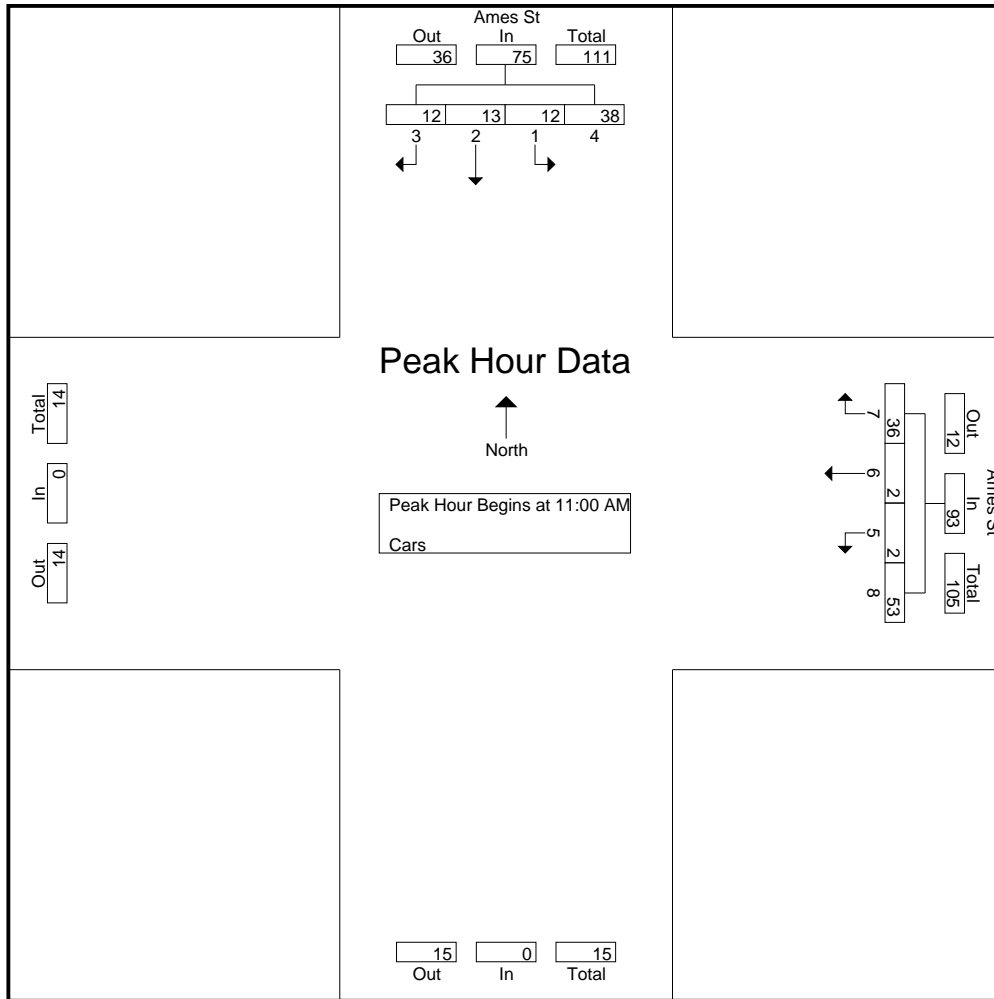
Accurate Counts

978-664-2565

N/S Street : Ames Street
 E/W Street : 4 Driveways
 City/State : Cambridge, MA
 Weather : Clear

File Name : LG038C0E
 Site Code : LG038C0E
 Start Date : 5/20/2015
 Page No : 2

Start Time	Ames St From North					Ames St From East					From South	From West	Int. Total
	1	2	3	4	App. Total	5	6	7	8	App. Total	App. Total	App. Total	
Peak Hour Analysis From 11:00 AM to 12:45 PM - Peak 1 of 1													
Peak Hour for Entire Intersection Begins at 11:00 AM													
11:00 AM	3	5	3	10	21	1	1	9	10	21	0	0	42
11:15 AM	2	3	1	11	17	0	0	7	11	18	0	0	35
11:30 AM	4	2	5	2	13	1	0	7	14	22	0	0	35
11:45 AM	3	3	3	15	24	0	1	13	18	32	0	0	56
Total Volume	12	13	12	38	75	2	2	36	53	93	0	0	168
% App. Total	16	17.3	16	50.7		2.2	2.2	38.7	57				
PHF	.750	.650	.600	.633	.781	.500	.500	.692	.736	.727	.000	.000	.750



Peak Hour Analysis From 11:00 AM to 12:45 PM - Peak 1 of 1

Peak Hour for Each Approach Begins at:

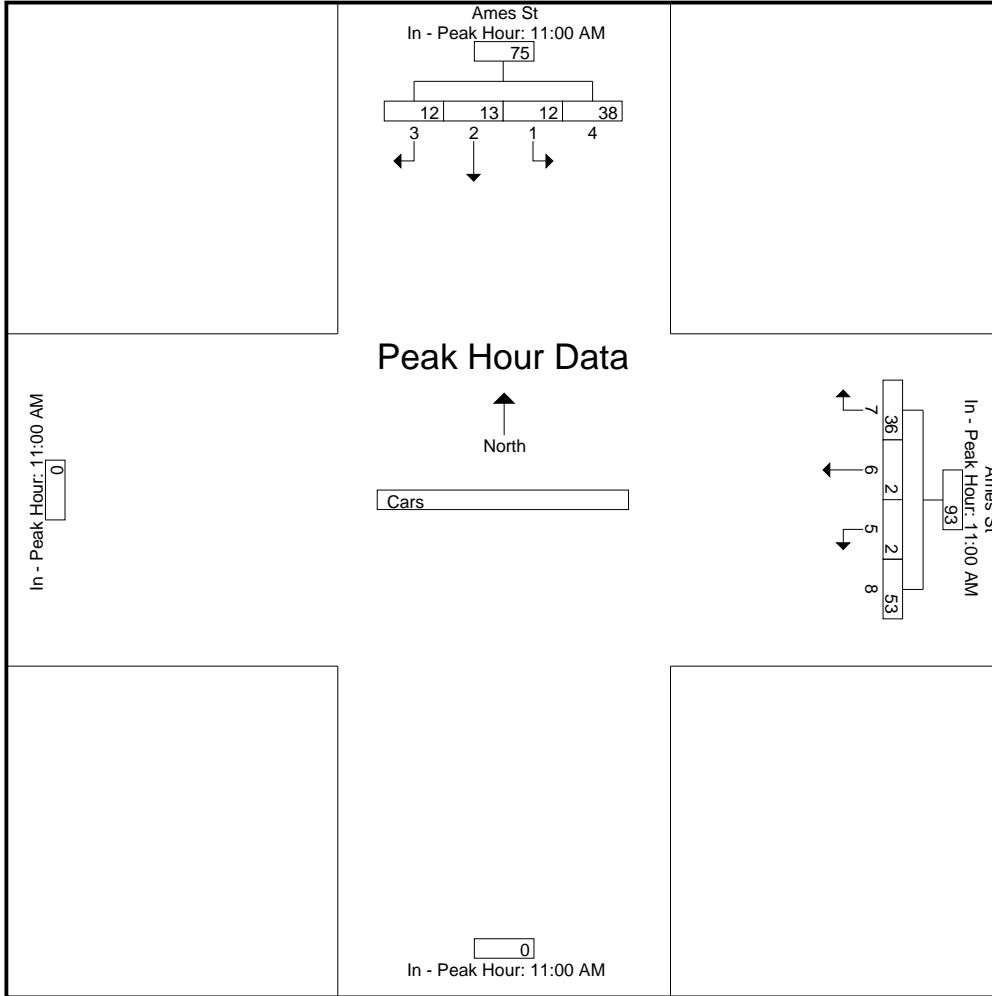
	11:00 AM					11:00 AM					11:00 AM	11:00 AM
+0 mins.	3	5	3	10	21	1	1	9	10	21	0	0
+15 mins.	2	3	1	11	17	0	0	7	11	18	0	0
+30 mins.	4	2	5	2	13	1	0	7	14	22	0	0
+45 mins.	3	3	3	15	24	0	1	13	18	32	0	0
Total Volume	12	13	12	38	75	2	2	36	53	93	0	0
% App. Total	16	17.3	16	50.7		2.2	2.2	38.7	57			
PHF	.750	.650	.600	.633	.781	.500	.500	.692	.736	.727	.000	.000

Accurate Counts

978-664-2565

N/S Street : Ames Street
E/W Street : 4 Driveways
City/State : Cambridge, MA
Weather : Clear

File Name : LG038C0E
Site Code : LG038C0E
Start Date : 5/20/2015
Page No : 3



Accurate Counts

978-664-2565

N/S Street : Ames Street
 E/W Street : 4 Driveways
 City/State : Cambridge, MA
 Weather : Clear

File Name : LG038C0E
 Site Code : LG038C0E
 Start Date : 5/20/2015
 Page No : 1

Groups Printed- Cars

Start Time	Ames St From North				Ames St From East				Int. Total
	1	2	3	4	5	6	7	8	
04:00 PM	3	0	15	1	2	1	15	3	40
04:15 PM	0	0	10	1	0	0	16	1	28
04:30 PM	1	1	18	1	0	0	22	6	49
04:45 PM	0	1	13	4	3	0	22	3	46
Total	4	2	56	7	5	1	75	13	163
05:00 PM	2	1	20	1	0	0	20	5	49
05:15 PM	0	3	8	1	1	0	20	1	34
05:30 PM	1	0	9	1	0	0	15	5	31
05:45 PM	0	0	5	0	0	0	19	10	34
Total	3	4	42	3	1	0	74	21	148
Grand Total	7	6	98	10	6	1	149	34	311
Apprch %	5.8	5	81	8.3	3.2	0.5	78.4	17.9	
Total %	2.3	1.9	31.5	3.2	1.9	0.3	47.9	10.9	

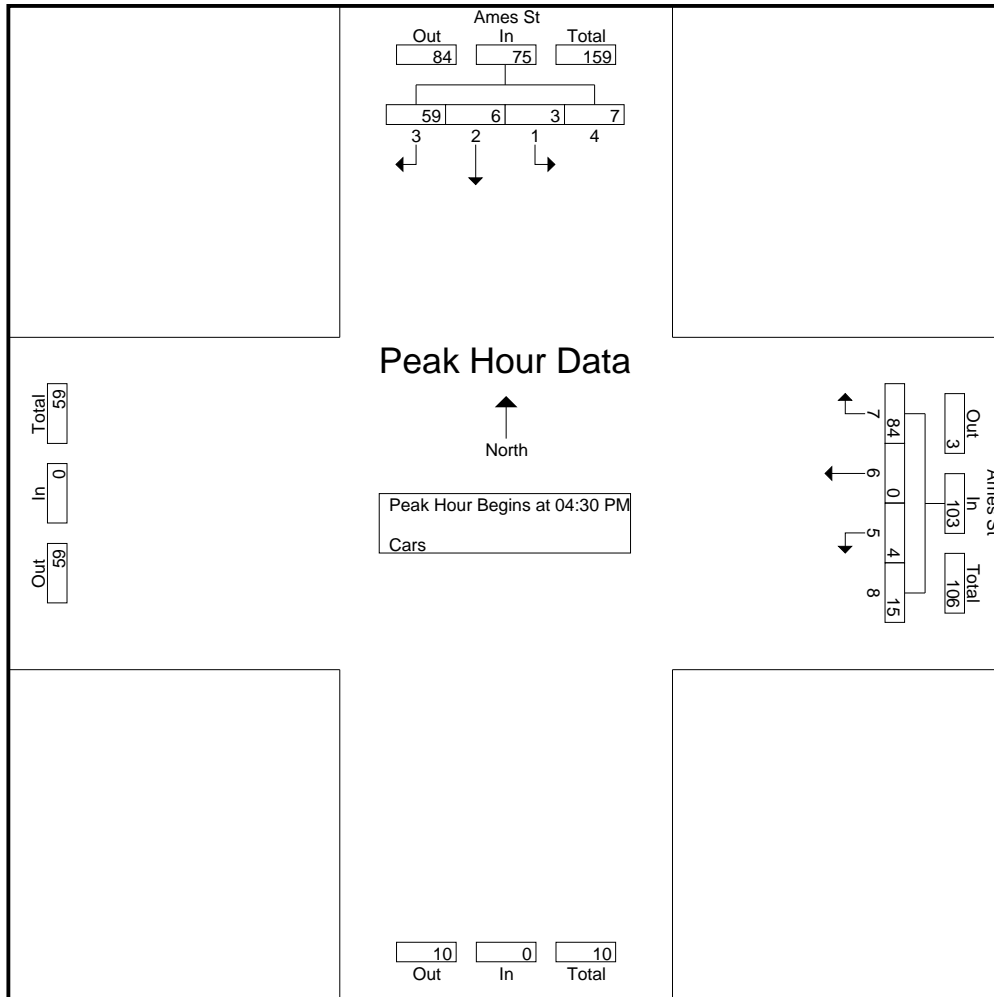
Accurate Counts

978-664-2565

N/S Street : Ames Street
 E/W Street : 4 Driveways
 City/State : Cambridge, MA
 Weather : Clear

File Name : LG038C0E
 Site Code : LG038C0E
 Start Date : 5/20/2015
 Page No : 2

Start Time	Ames St From North					Ames St From East					From South	From West	Int. Total
	1	2	3	4	App. Total	5	6	7	8	App. Total	App. Total	App. Total	
Peak Hour Analysis From 04:00 PM to 05:45 PM - Peak 1 of 1													
Peak Hour for Entire Intersection Begins at 04:30 PM													
04:30 PM	1	1	18	1	21	0	0	22	6	28	0	0	49
04:45 PM	0	1	13	4	18	3	0	22	3	28	0	0	46
05:00 PM	2	1	20	1	24	0	0	20	5	25	0	0	49
05:15 PM	0	3	8	1	12	1	0	20	1	22	0	0	34
Total Volume	3	6	59	7	75	4	0	84	15	103	0	0	178
% App. Total	4	8	78.7	9.3		3.9	0	81.6	14.6				
PHF	.375	.500	.738	.438	.781	.333	.000	.955	.625	.920	.000	.000	.908



Peak Hour Analysis From 04:00 PM to 05:45 PM - Peak 1 of 1
 Peak Hour for Each Approach Begins at:

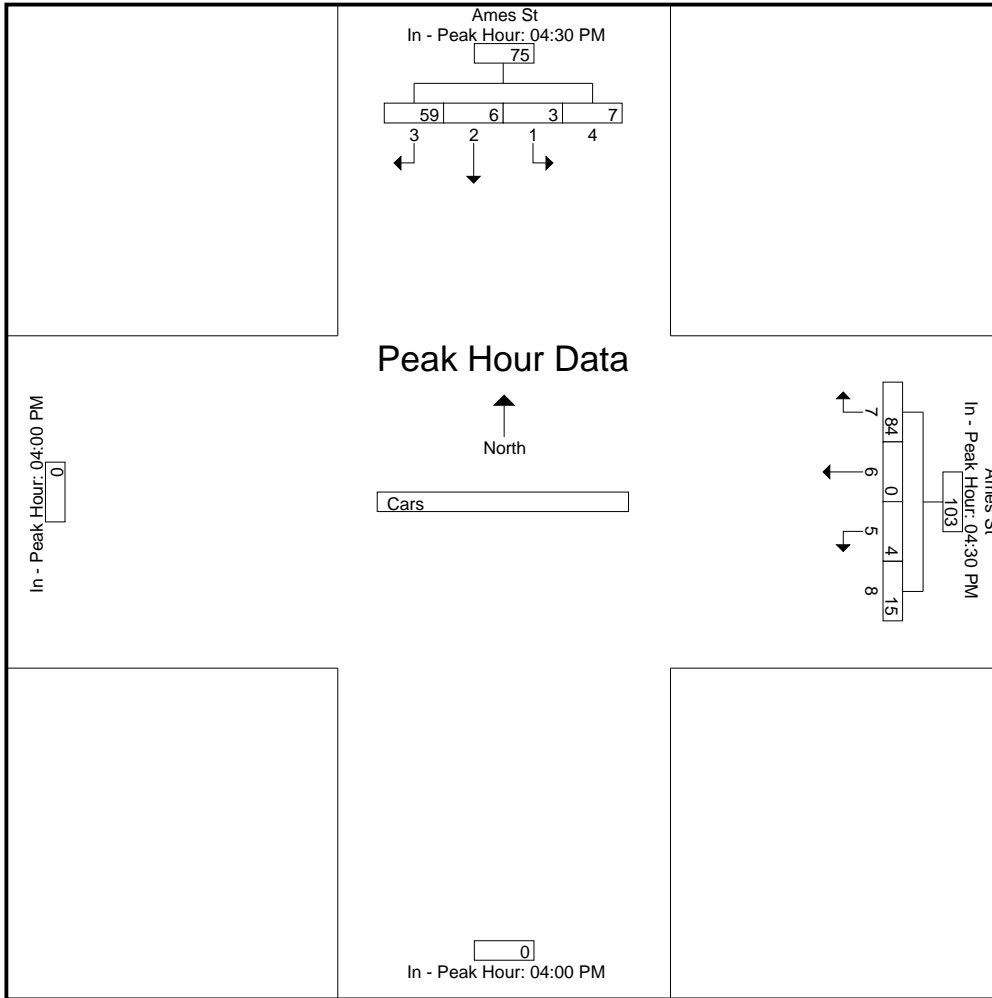
	04:30 PM					04:30 PM					04:00 PM	04:00 PM
+0 mins.	1	1	18	1	21	0	0	22	6	28	0	0
+15 mins.	0	1	13	4	18	3	0	22	3	28	0	0
+30 mins.	2	1	20	1	24	0	0	20	5	25	0	0
+45 mins.	0	3	8	1	12	1	0	20	1	22	0	0
Total Volume	3	6	59	7	75	4	0	84	15	103	0	0
% App. Total	4	8	78.7	9.3		3.9	0	81.6	14.6			
PHF	.375	.500	.738	.438	.781	.333	.000	.955	.625	.920	.000	.000

Accurate Counts

978-664-2565

N/S Street : Ames Street
 E/W Street : 4 Driveways
 City/State : Cambridge, MA
 Weather : Clear

File Name : LG038C0E
 Site Code : LG038C0E
 Start Date : 5/20/2015
 Page No : 3



Accurate Counts

978-664-2565

N/S Street : 3 Driveways
 E/W Street : Broadway
 City/State : Cambridge, MA
 Weather : Clear

File Name : LG038C0F
 Site Code : LG038C0F
 Start Date : 5/20/2015
 Page No : 1

Groups Printed- Cars

Start Time	Broadway From North				Broadway From East		Int. Total
	1	2	3	4	5	6	
07:00 AM	10	2	9	4	0	1	26
07:15 AM	7	0	3	5	3	1	19
07:30 AM	13	1	7	6	4	4	35
07:45 AM	15	0	8	8	6	2	39
Total	45	3	27	23	13	8	119
08:00 AM	12	5	13	4	2	1	37
08:15 AM	18	1	12	10	1	4	46
08:30 AM	7	2	7	5	4	0	25
08:45 AM	12	1	8	8	2	3	34
Total	49	9	40	27	9	8	142
Grand Total	94	12	67	50	22	16	261
Apprch %	42.2	5.4	30	22.4	57.9	42.1	
Total %	36	4.6	25.7	19.2	8.4	6.1	

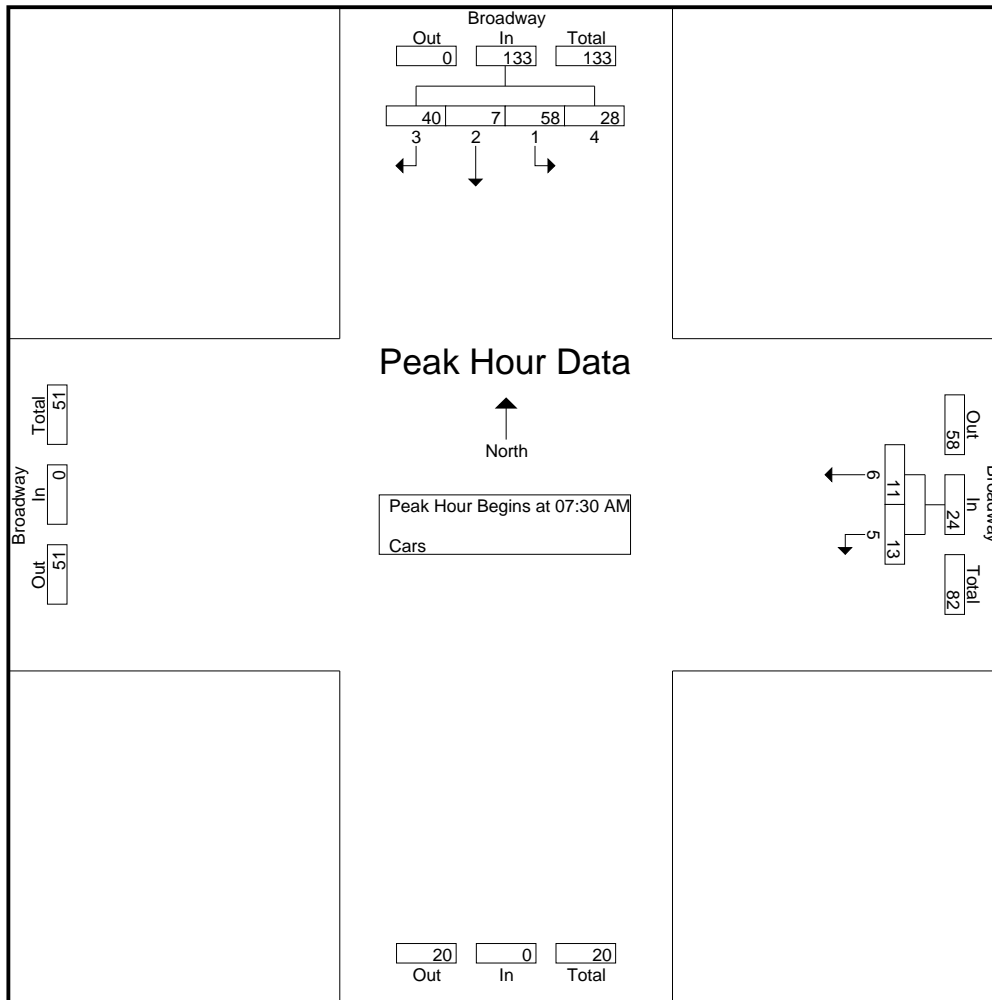
Accurate Counts

978-664-2565

N/S Street : 3 Driveways
 E/W Street : Broadway
 City/State : Cambridge, MA
 Weather : Clear

File Name : LG038C0F
 Site Code : LG038C0F
 Start Date : 5/20/2015
 Page No : 2

Start Time	Broadway From North					Broadway From East			From South	From West	Int. Total
	1	2	3	4	App. Total	5	6	App. Total	App. Total	App. Total	
Peak Hour Analysis From 07:00 AM to 08:45 AM - Peak 1 of 1											
Peak Hour for Entire Intersection Begins at 07:30 AM											
07:30 AM	13	1	7	6	27	4	4	8	0	0	35
07:45 AM	15	0	8	8	31	6	2	8	0	0	39
08:00 AM	12	5	13	4	34	2	1	3	0	0	37
08:15 AM	18	1	12	10	41	1	4	5	0	0	46
Total Volume	58	7	40	28	133	13	11	24	0	0	157
% App. Total	43.6	5.3	30.1	21.1		54.2	45.8				
PHF	.806	.350	.769	.700	.811	.542	.688	.750	.000	.000	.853



Peak Hour Analysis From 07:00 AM to 08:45 AM - Peak 1 of 1
 Peak Hour for Each Approach Begins at:

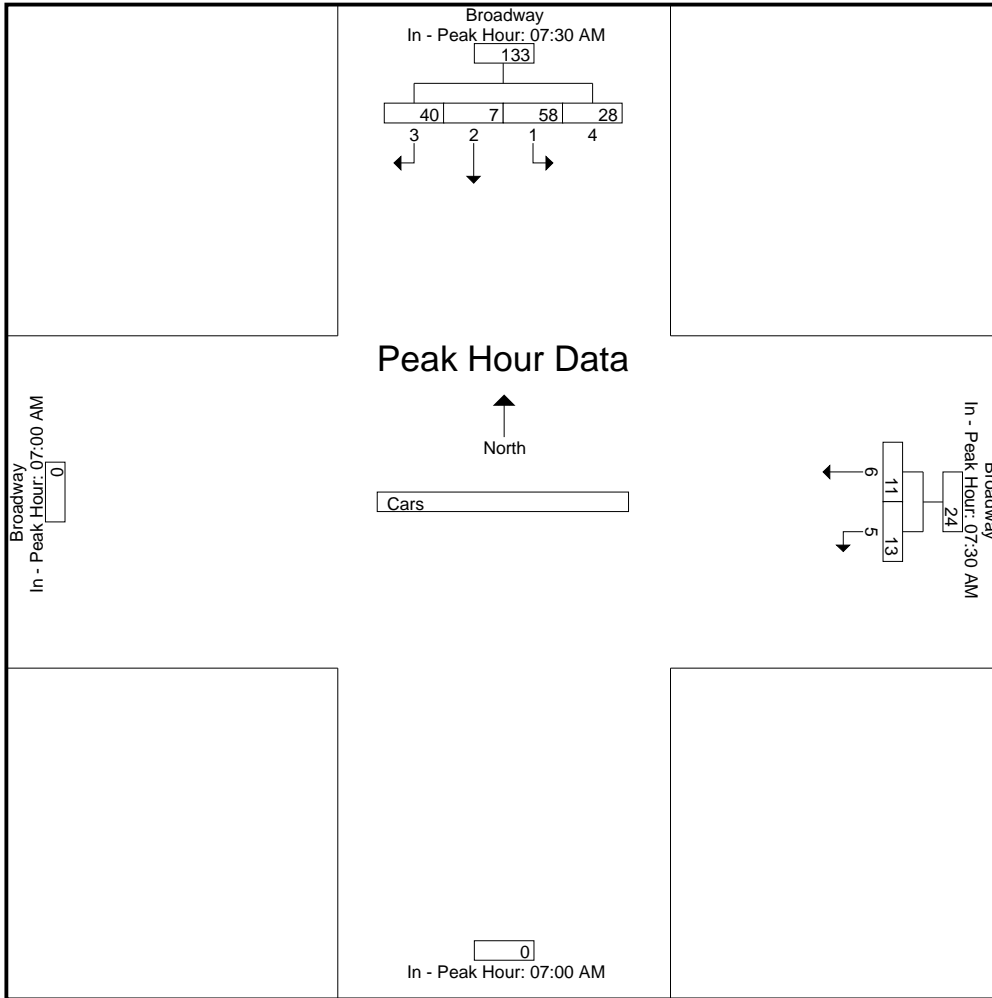
	07:30 AM					07:30 AM			07:00 AM	07:00 AM
+0 mins.	13	1	7	6	27	4	4	8	0	0
+15 mins.	15	0	8	8	31	6	2	8	0	0
+30 mins.	12	5	13	4	34	2	1	3	0	0
+45 mins.	18	1	12	10	41	1	4	5	0	0
Total Volume	58	7	40	28	133	13	11	24	0	0
% App. Total	43.6	5.3	30.1	21.1		54.2	45.8			
PHF	.806	.350	.769	.700	.811	.542	.688	.750	.000	.000

Accurate Counts

978-664-2565

N/S Street : 3 Driveways
E/W Street : Broadway
City/State : Cambridge, MA
Weather : Clear

File Name : LG038C0F
Site Code : LG038C0F
Start Date : 5/20/2015
Page No : 3



Accurate Counts

978-664-2565

N/S Street : 3 Driveways
 E/W Street : Broadway
 City/State : Cambridge, MA
 Weather : Clear

File Name : LG038C0F
 Site Code : LG038C0F
 Start Date : 5/20/2015
 Page No : 1

Groups Printed- Cars

Start Time	Broadway From North				Broadway From East		Int. Total
	1	2	3	4	5	6	
11:00 AM	3	4	5	4	3	4	23
11:15 AM	6	3	4	4	2	3	22
11:30 AM	6	4	5	1	0	2	18
11:45 AM	6	2	3	2	0	0	13
Total	21	13	17	11	5	9	76
12:00 PM	2	2	4	2	1	1	12
12:15 PM	5	6	9	5	1	0	26
12:30 PM	2	3	4	2	0	2	13
12:45 PM	4	5	6	3	4	0	22
Total	13	16	23	12	6	3	73
Grand Total	34	29	40	23	11	12	149
Apprch %	27	23	31.7	18.3	47.8	52.2	
Total %	22.8	19.5	26.8	15.4	7.4	8.1	

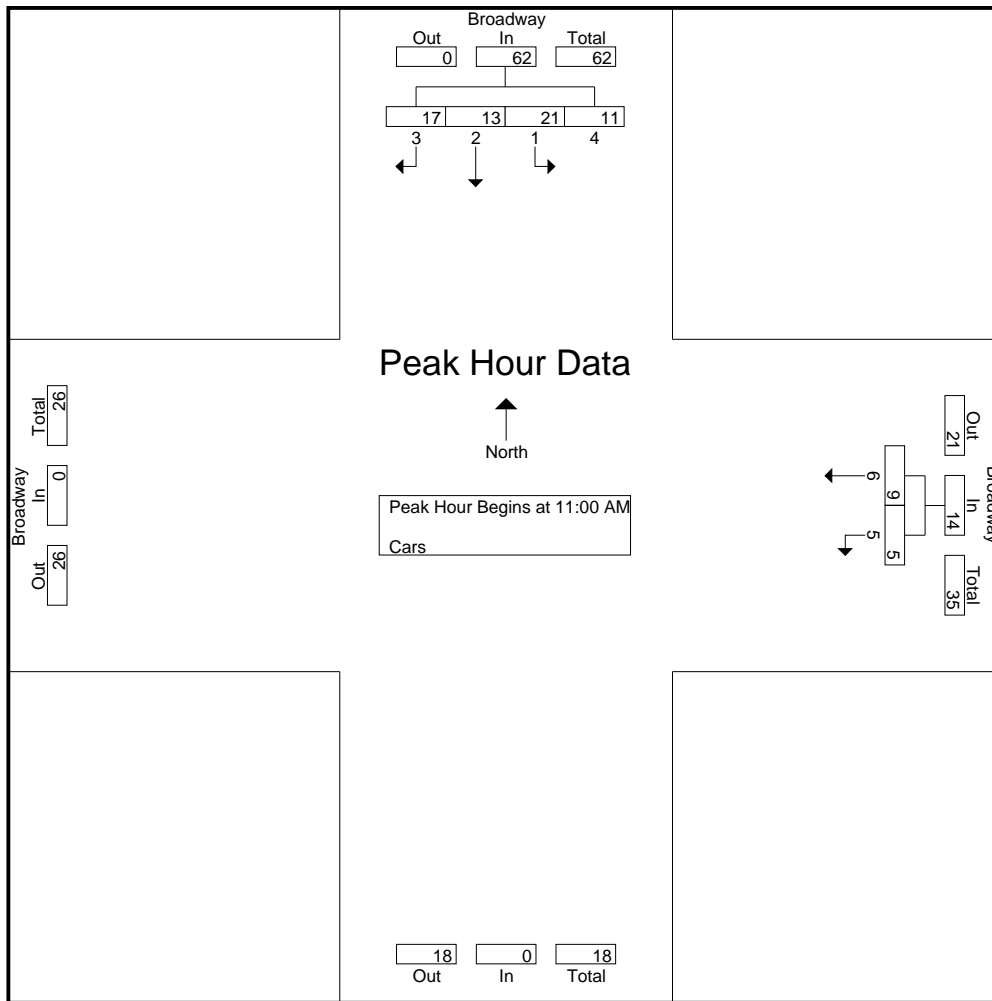
Accurate Counts

978-664-2565

N/S Street : 3 Driveways
 E/W Street : Broadway
 City/State : Cambridge, MA
 Weather : Clear

File Name : LG038C0F
 Site Code : LG038C0F
 Start Date : 5/20/2015
 Page No : 2

Start Time	Broadway From North					Broadway From East			From South	From West	Int. Total
	1	2	3	4	App. Total	5	6	App. Total	App. Total	App. Total	
Peak Hour Analysis From 11:00 AM to 12:45 PM - Peak 1 of 1											
Peak Hour for Entire Intersection Begins at 11:00 AM											
11:00 AM	3	4	5	4	16	3	4	7	0	0	23
11:15 AM	6	3	4	4	17	2	3	5	0	0	22
11:30 AM	6	4	5	1	16	0	2	2	0	0	18
11:45 AM	6	2	3	2	13	0	0	0	0	0	13
Total Volume	21	13	17	11	62	5	9	14	0	0	76
% App. Total	33.9	21	27.4	17.7		35.7	64.3				
PHF	.875	.813	.850	.688	.912	.417	.563	.500	.000	.000	.826



Peak Hour Analysis From 11:00 AM to 12:45 PM - Peak 1 of 1
 Peak Hour for Each Approach Begins at:

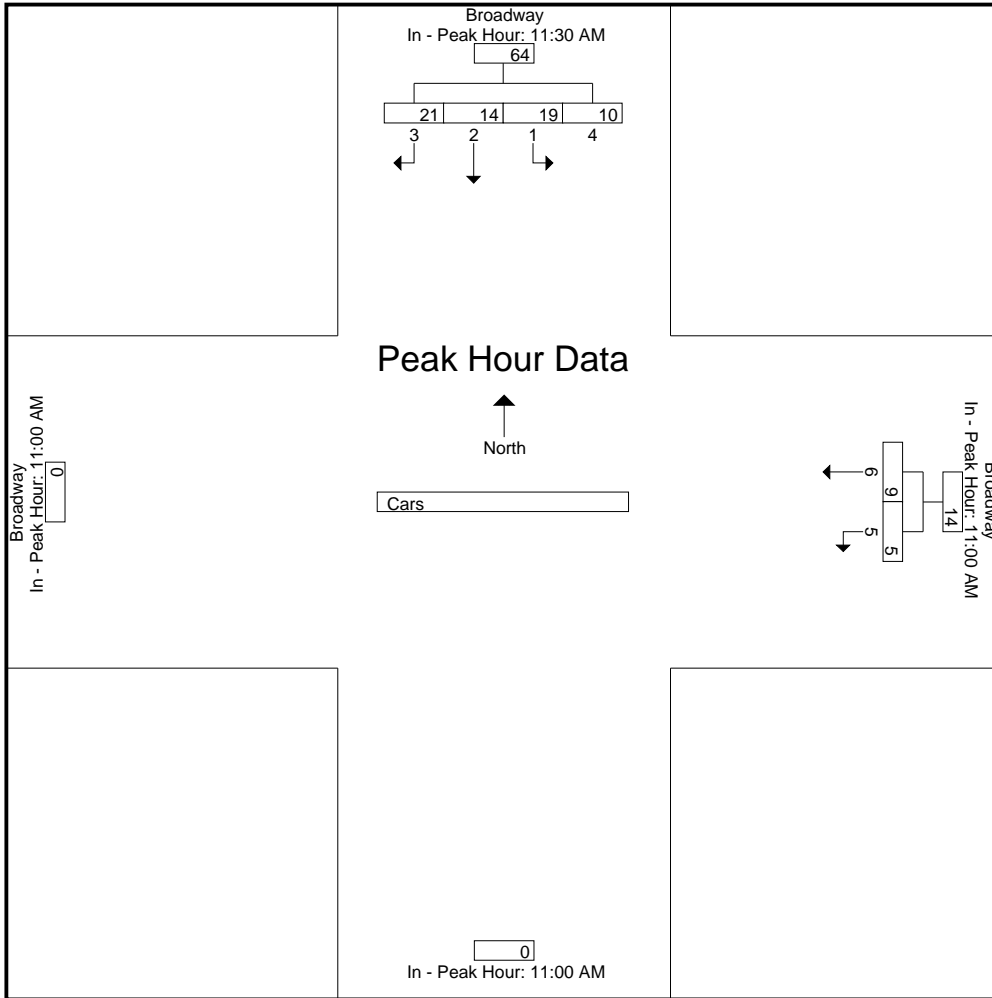
	11:30 AM					11:00 AM			11:00 AM	11:00 AM
+0 mins.	6	4	5	1	16	3	4	7	0	0
+15 mins.	6	2	3	2	13	2	3	5	0	0
+30 mins.	2	2	4	2	10	0	2	2	0	0
+45 mins.	5	6	9	5	25	0	0	0	0	0
Total Volume	19	14	21	10	64	5	9	14	0	0
% App. Total	29.7	21.9	32.8	15.6		35.7	64.3			
PHF	.792	.583	.583	.500	.640	.417	.563	.500	.000	.000

Accurate Counts

978-664-2565

N/S Street : 3 Driveways
E/W Street : Broadway
City/State : Cambridge, MA
Weather : Clear

File Name : LG038C0F
Site Code : LG038C0F
Start Date : 5/20/2015
Page No : 3



Accurate Counts

978-664-2565

N/S Street : 3 Driveways
 E/W Street : Broadway
 City/State : Cambridge, MA
 Weather : Clear

File Name : LG038C0F
 Site Code : LG038C0F
 Start Date : 5/20/2015
 Page No : 1

Groups Printed- Cars

Start Time	Broadway From North				Broadway From East		Int. Total
	1	2	3	4	5	6	
04:00 PM	1	14	9	4	3	4	35
04:15 PM	0	13	11	12	1	1	38
04:30 PM	0	16	10	10	1	0	37
04:45 PM	1	9	12	9	0	2	33
Total	2	52	42	35	5	7	143
05:00 PM	2	17	8	6	0	0	33
05:15 PM	0	8	8	5	2	2	25
05:30 PM	0	21	8	6	0	0	35
05:45 PM	0	14	20	12	1	0	47
Total	2	60	44	29	3	2	140
Grand Total	4	112	86	64	8	9	283
Apprch %	1.5	42.1	32.3	24.1	47.1	52.9	
Total %	1.4	39.6	30.4	22.6	2.8	3.2	

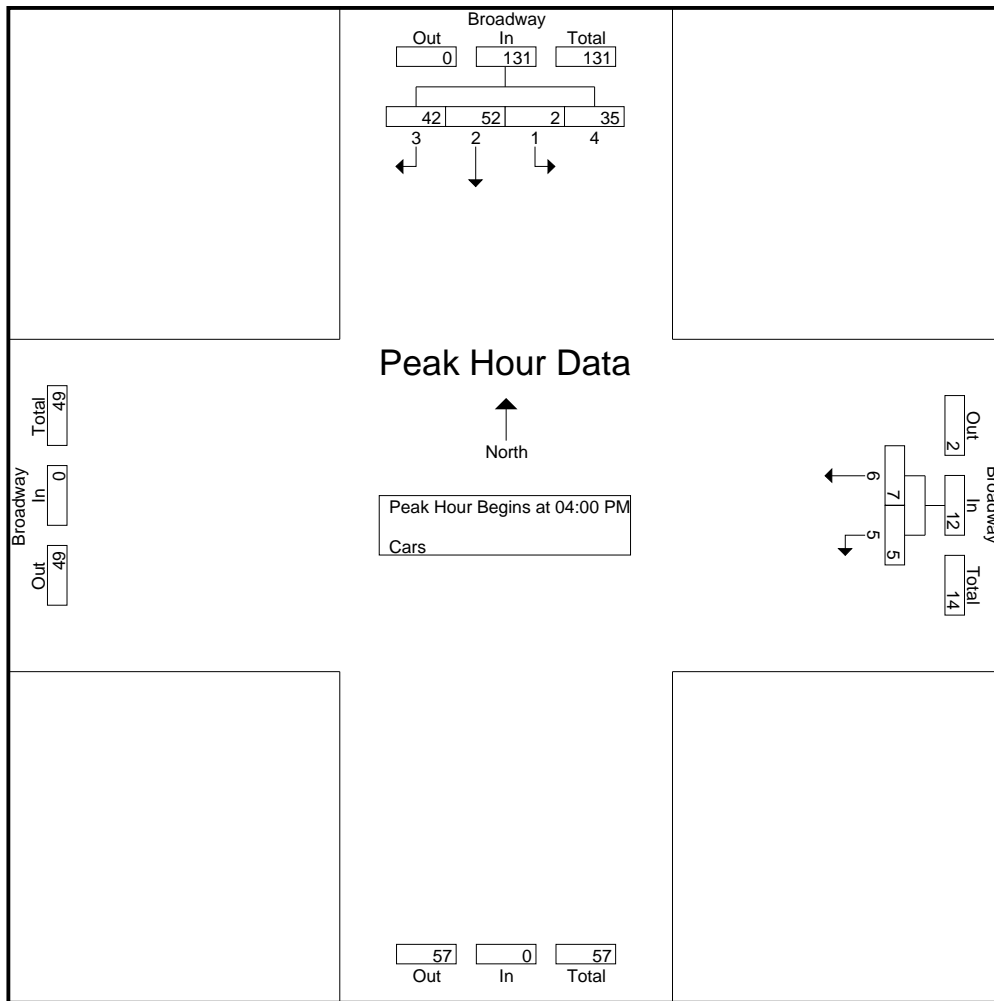
Accurate Counts

978-664-2565

N/S Street : 3 Driveways
 E/W Street : Broadway
 City/State : Cambridge, MA
 Weather : Clear

File Name : LG038C0F
 Site Code : LG038C0F
 Start Date : 5/20/2015
 Page No : 2

Start Time	Broadway From North					Broadway From East			From South	From West	Int. Total
	1	2	3	4	App. Total	5	6	App. Total	App. Total	App. Total	
Peak Hour Analysis From 04:00 PM to 05:45 PM - Peak 1 of 1											
Peak Hour for Entire Intersection Begins at 04:00 PM											
04:00 PM	1	14	9	4	28	3	4	7	0	0	35
04:15 PM	0	13	11	12	36	1	1	2	0	0	38
04:30 PM	0	16	10	10	36	1	0	1	0	0	37
04:45 PM	1	9	12	9	31	0	2	2	0	0	33
Total Volume	2	52	42	35	131	5	7	12	0	0	143
% App. Total	1.5	39.7	32.1	26.7		41.7	58.3				
PHF	.500	.813	.875	.729	.910	.417	.438	.429	.000	.000	.941



Peak Hour Analysis From 04:00 PM to 05:45 PM - Peak 1 of 1
 Peak Hour for Each Approach Begins at:

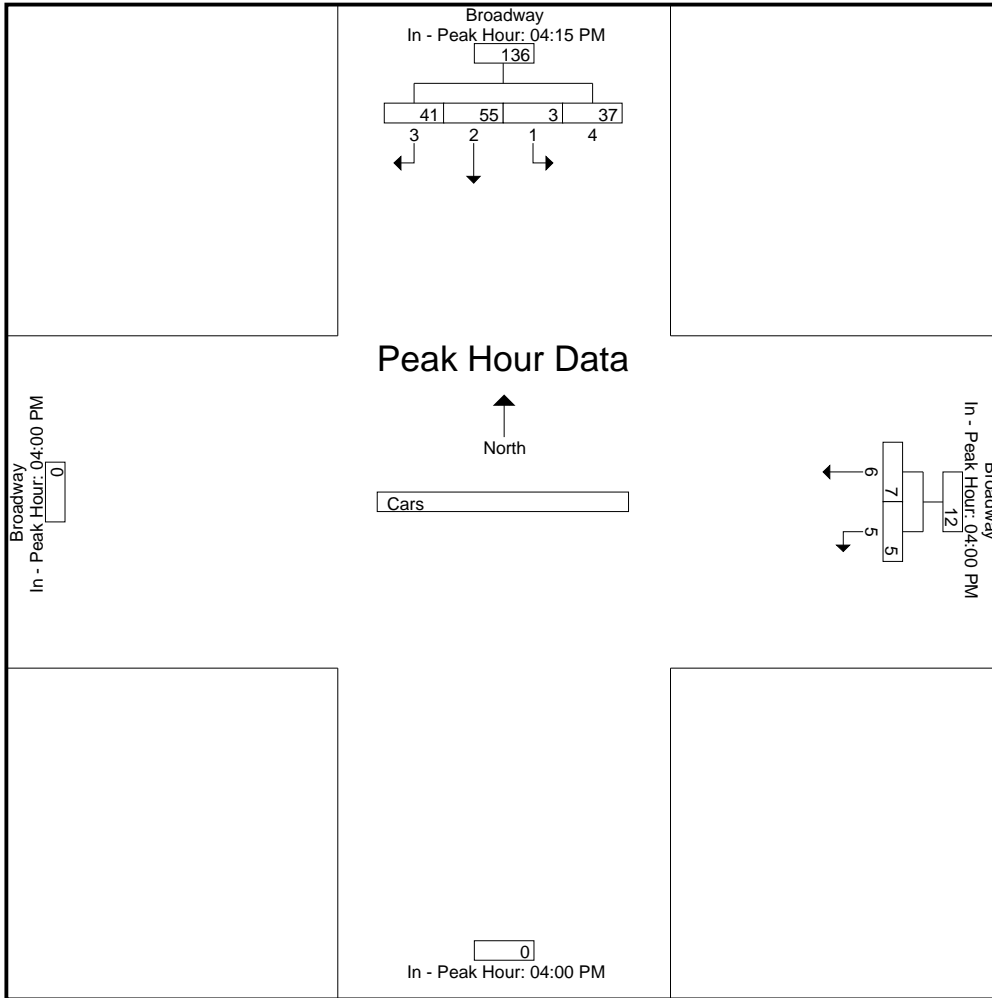
	04:15 PM					04:00 PM			04:00 PM	04:00 PM
+0 mins.	0	13	11	12	36	3	4	7	0	0
+15 mins.	0	16	10	10	36	1	1	2	0	0
+30 mins.	1	9	12	9	31	1	0	1	0	0
+45 mins.	2	17	8	6	33	0	2	2	0	0
Total Volume	3	55	41	37	136	5	7	12	0	0
% App. Total	2.2	40.4	30.1	27.2		41.7	58.3			
PHF	.375	.809	.854	.771	.944	.417	.438	.429	.000	.000

Accurate Counts

978-664-2565

N/S Street : 3 Driveways
E/W Street : Broadway
City/State : Cambridge, MA
Weather : Clear

File Name : LG038C0F
Site Code : LG038C0F
Start Date : 5/20/2015
Page No : 3



Accurate Counts

978-664-2565

N/S Street : Dock St / MIT Lot
 E/W Street : Main Street
 City/State : Cambridge, MA
 Weather : Clear

File Name : LG038C0G
 Site Code : LG038C0G
 Start Date : 5/20/2015
 Page No : 1

Groups Printed- Cars

Start Time	Main St From North				Int. Total
	4	3	2	1	
07:00 AM	6	5	2	3	16
07:15 AM	9	7	4	6	26
07:30 AM	8	4	1	6	19
07:45 AM	3	5	2	3	13
Total	26	21	9	18	74
08:00 AM	8	9	1	8	26
08:15 AM	6	6	3	5	20
08:30 AM	7	3	1	6	17
08:45 AM	5	5	3	3	16
Total	26	23	8	22	79
Grand Total	52	44	17	40	153
Apprch %	34	28.8	11.1	26.1	
Total %	34	28.8	11.1	26.1	

Accurate Counts


978-664-2565

N/S Street : Dock St / MIT Lot
 E/W Street : Main Street
 City/State : Cambridge, MA
 Weather : Clear

File Name : LG038C0G
 Site Code : LG038C0G
 Start Date : 5/20/2015
 Page No : 2

Start Time	Main St From North				App. Total	From East App. Total	From South App. Total	From West App. Total	Int. Total
	4	3	2	1					
07:15 AM	9	7	4	6	26	0	0	0	26
07:30 AM	8	4	1	6	19	0	0	0	19
07:45 AM	3	5	2	3	13	0	0	0	13
08:00 AM	8	9	1	8	26	0	0	0	26
Total Volume	28	25	8	23	84	0	0	0	84
% App. Total	33.3	29.8	9.5	27.4					
PHF	.778	.694	.500	.719	.808	.000	.000	.000	.808

Peak Hour Analysis From 07:00 AM to 08:45 AM - Peak 1 of 1
 Peak Hour for Entire Intersection Begins at 07:15 AM



Peak Hour Analysis From 07:00 AM to 08:45 AM - Peak 1 of 1
 Peak Hour for Each Approach Begins at:

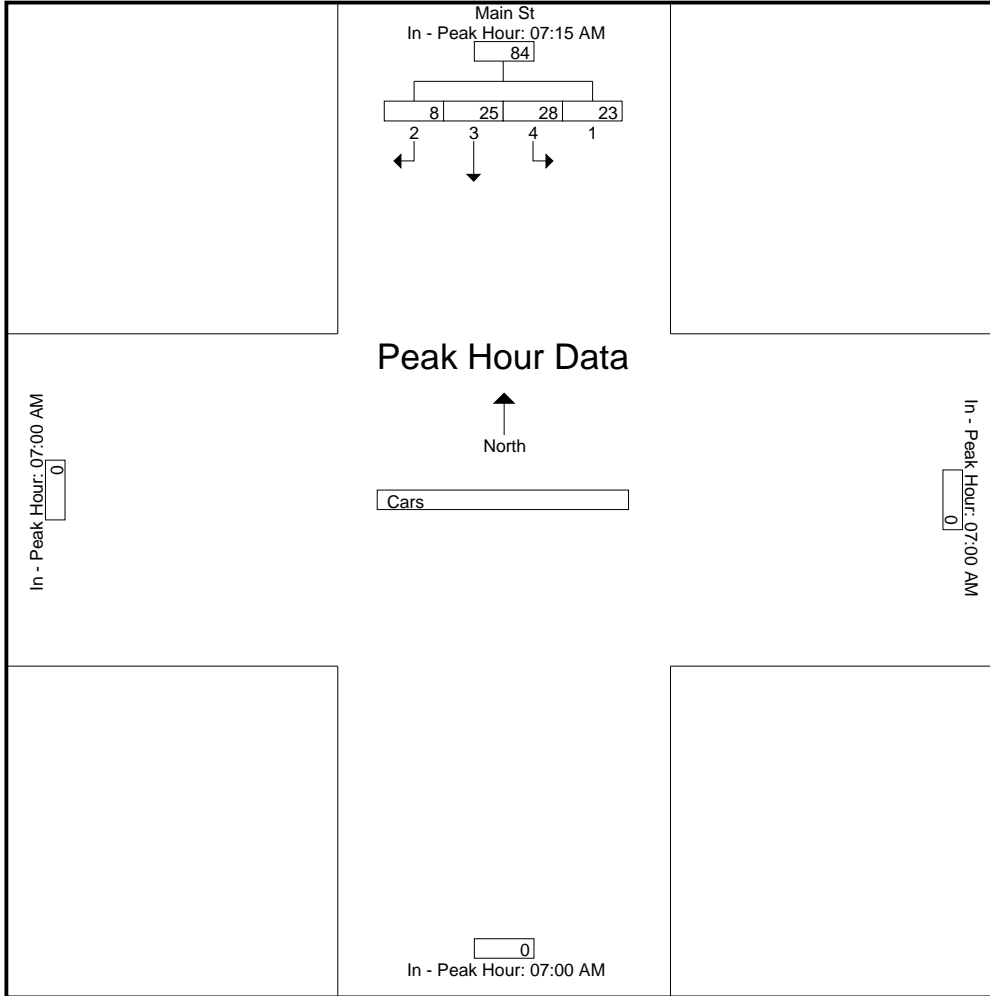
	07:15 AM	07:00 AM	07:00 AM	07:00 AM				
+0 mins.	9	7	4	6	26	0	0	0
+15 mins.	8	4	1	6	19	0	0	0
+30 mins.	3	5	2	3	13	0	0	0
+45 mins.	8	9	1	8	26	0	0	0
Total Volume	28	25	8	23	84	0	0	0
% App. Total	33.3	29.8	9.5	27.4				
PHF	.778	.694	.500	.719	.808	.000	.000	.000

Accurate Counts

978-664-2565

N/S Street : Dock St / MIT Lot
E/W Street : Main Street
City/State : Cambridge, MA
Weather : Clear

File Name : LG038C0G
Site Code : LG038C0G
Start Date : 5/20/2015
Page No : 3



Accurate Counts

978-664-2565

N/S Street : Dock St / MIT Lot
 E/W Street : Main Street
 City/State : Cambridge, MA
 Weather : Clear

File Name : LG038C0G
 Site Code : LG038C0G
 Start Date : 5/20/2015
 Page No : 1

Groups Printed- Cars

Start Time	Main St From North				Int. Total
	4	3	2	1	
11:00 AM	5	6	4	1	16
11:15 AM	5	7	4	5	21
11:30 AM	4	5	4	4	17
11:45 AM	7	7	5	6	25
Total	21	25	17	16	79
12:00 PM	2	1	3	2	8
12:15 PM	0	1	3	5	9
12:30 PM	4	0	4	3	11
12:45 PM	6	2	1	4	13
Total	12	4	11	14	41
Grand Total	33	29	28	30	120
Apprch %	27.5	24.2	23.3	25	
Total %	27.5	24.2	23.3	25	

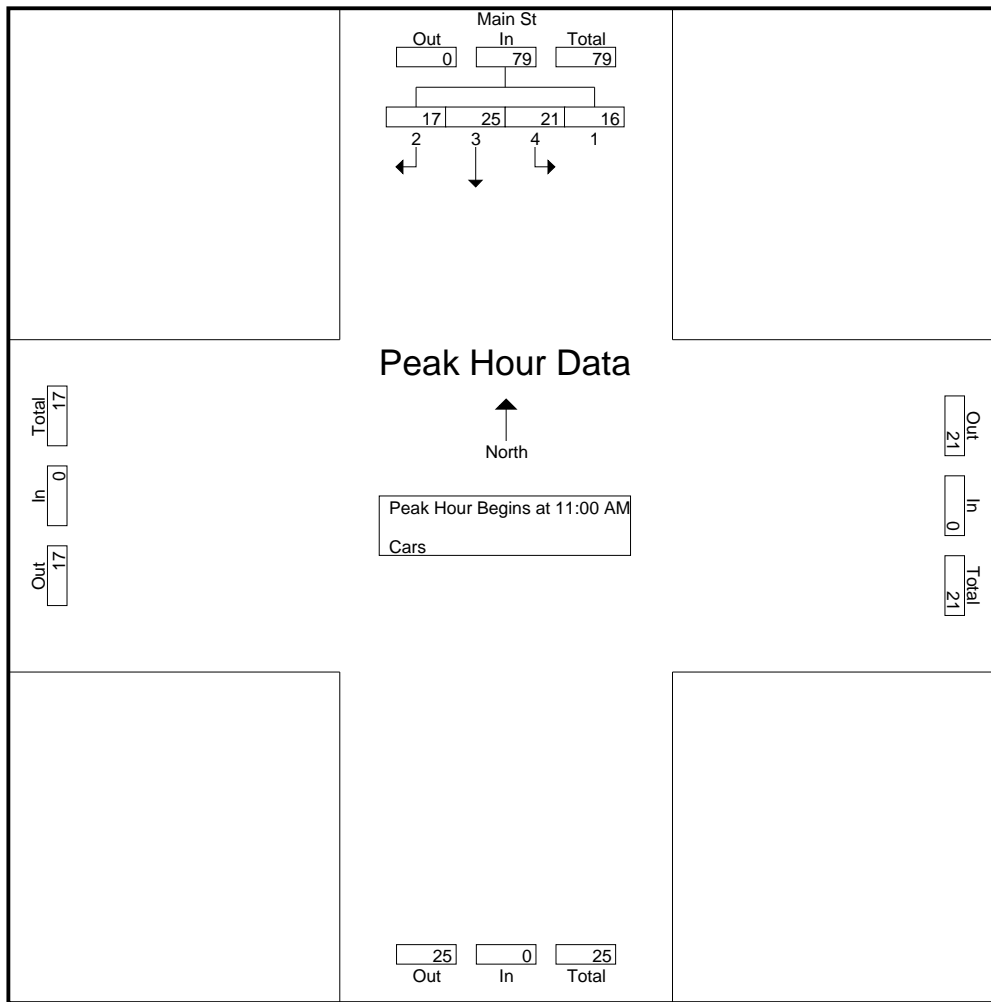
Accurate Counts

978-664-2565

N/S Street : Dock St / MIT Lot
 E/W Street : Main Street
 City/State : Cambridge, MA
 Weather : Clear

File Name : LG038C0G
 Site Code : LG038C0G
 Start Date : 5/20/2015
 Page No : 2

	Main St From North					From East	From South	From West	
Start Time	4	3	2	1	App. Total	App. Total	App. Total	App. Total	Int. Total
Peak Hour Analysis From 11:00 AM to 12:45 PM - Peak 1 of 1									
Peak Hour for Entire Intersection Begins at 11:00 AM									
11:00 AM	5	6	4	1	16	0	0	0	16
11:15 AM	5	7	4	5	21	0	0	0	21
11:30 AM	4	5	4	4	17	0	0	0	17
11:45 AM	7	7	5	6	25	0	0	0	25
Total Volume	21	25	17	16	79	0	0	0	79
% App. Total	26.6	31.6	21.5	20.3					
PHF	.750	.893	.850	.667	.790	.000	.000	.000	.790



Peak Hour Analysis From 11:00 AM to 12:45 PM - Peak 1 of 1
 Peak Hour for Each Approach Begins at:

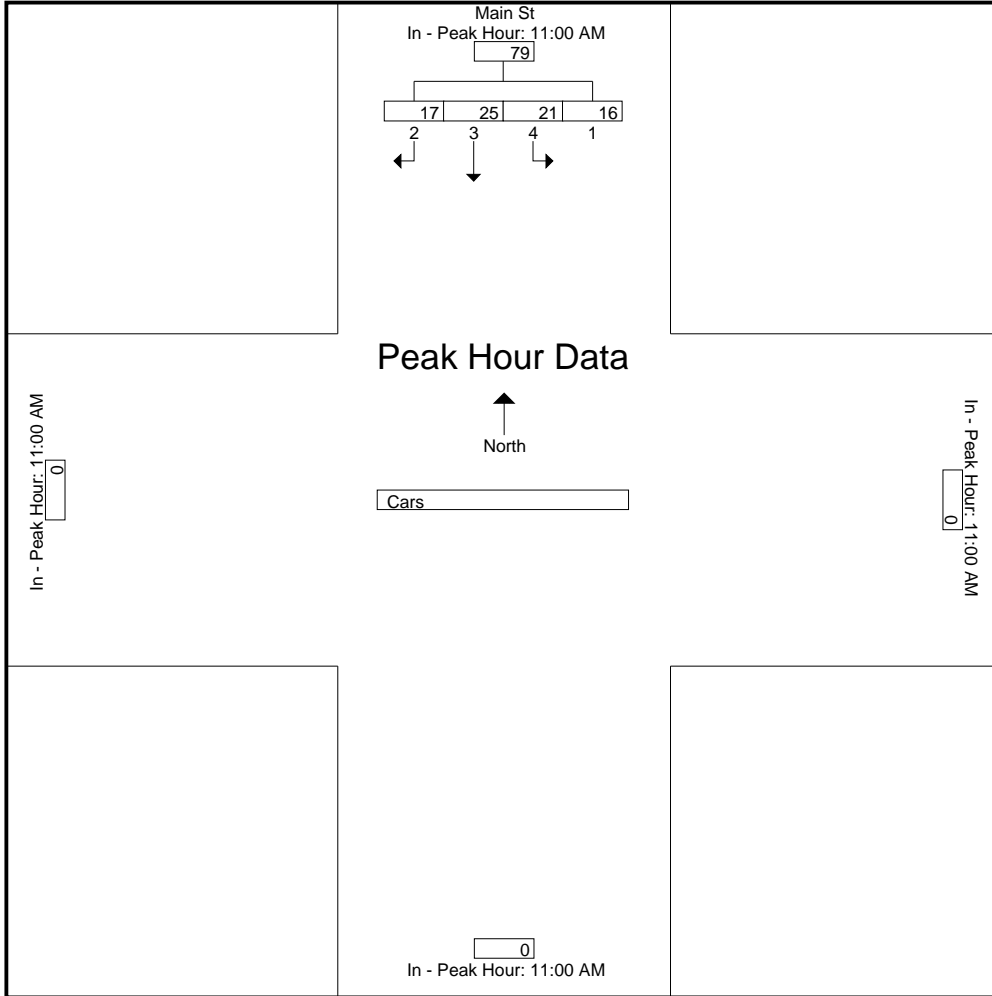
	11:00 AM					11:00 AM	11:00 AM	11:00 AM
+0 mins.	5	6	4	1	16	0	0	0
+15 mins.	5	7	4	5	21	0	0	0
+30 mins.	4	5	4	4	17	0	0	0
+45 mins.	7	7	5	6	25	0	0	0
Total Volume	21	25	17	16	79	0	0	0
% App. Total	26.6	31.6	21.5	20.3				
PHF	.750	.893	.850	.667	.790	.000	.000	.000

Accurate Counts

978-664-2565

N/S Street : Dock St / MIT Lot
E/W Street : Main Street
City/State : Cambridge, MA
Weather : Clear

File Name : LG038C0G
Site Code : LG038C0G
Start Date : 5/20/2015
Page No : 3



Accurate Counts

978-664-2565

N/S Street : Dock St / MIT Lot
 E/W Street : Main Street
 City/State : Cambridge, MA
 Weather : Clear

File Name : LG038C0G
 Site Code : LG038C0G
 Start Date : 5/20/2015
 Page No : 1

Groups Printed- Cars

Start Time	Main St From North				Int. Total
	4	3	2	1	
04:00 PM	1	1	2	4	8
04:15 PM	2	3	1	3	9
04:30 PM	3	3	5	2	13
04:45 PM	1	0	5	4	10
Total	7	7	13	13	40
05:00 PM	2	0	1	2	5
05:15 PM	0	1	3	0	4
05:30 PM	1	1	1	3	6
05:45 PM	1	0	2	2	5
Total	4	2	7	7	20
Grand Total	11	9	20	20	60
Apprch %	18.3	15	33.3	33.3	
Total %	18.3	15	33.3	33.3	


Accurate Counts

978-664-2565

N/S Street : Dock St / MIT Lot
 E/W Street : Main Street
 City/State : Cambridge, MA
 Weather : Clear

File Name : LG038COG
 Site Code : LG038COG
 Start Date : 5/20/2015
 Page No : 2

	Main St From North					From East	From South	From West	
Start Time	4	3	2	1	App. Total	App. Total	App. Total	App. Total	Int. Total
Peak Hour Analysis From 04:00 PM to 05:45 PM - Peak 1 of 1									
Peak Hour for Entire Intersection Begins at 04:00 PM									
04:00 PM	1	1	2	4	8	0	0	0	8
04:15 PM	2	3	1	3	9	0	0	0	9
04:30 PM	3	3	5	2	13	0	0	0	13
04:45 PM	1	0	5	4	10	0	0	0	10
Total Volume	7	7	13	13	40	0	0	0	40
% App. Total	17.5	17.5	32.5	32.5					
PHF	.583	.583	.650	.813	.769	.000	.000	.000	.769



Peak Hour Analysis From 04:00 PM to 05:45 PM - Peak 1 of 1
 Peak Hour for Each Approach Begins at:

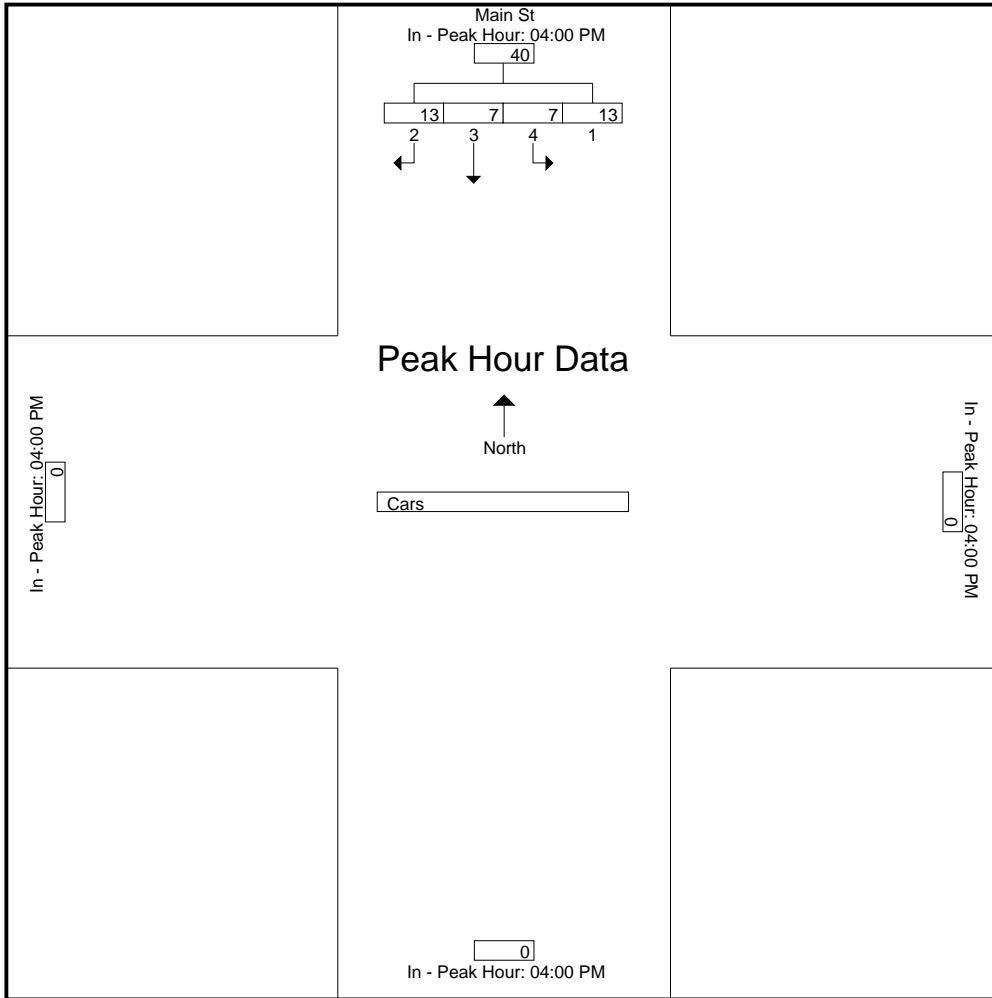
	04:00 PM					04:00 PM	04:00 PM	04:00 PM
+0 mins.	1	1	2	4	8	0	0	0
+15 mins.	2	3	1	3	9	0	0	0
+30 mins.	3	3	5	2	13	0	0	0
+45 mins.	1	0	5	4	10	0	0	0
Total Volume	7	7	13	13	40	0	0	0
% App. Total	17.5	17.5	32.5	32.5				
PHF	.583	.583	.650	.813	.769	.000	.000	.000

Accurate Counts

978-664-2565

N/S Street : Dock St / MIT Lot
E/W Street : Main Street
City/State : Cambridge, MA
Weather : Clear

File Name : LG038C0G
Site Code : LG038C0G
Start Date : 5/20/2015
Page No : 3



Data Compilation

Drop-Off & Pick-Up Counts

Kendall Square Annual Manual Drop off/Pick up Count Sheet

Man St

Morning Period	Autos		Taxis		Delivery Trucks		Emergency Vehicles		Police Vehicles		Limousines		Buses		Motorcycles		Shuttle Bus	
	Drop off	Pick up	Drop off	Pick up	Drop off	Pick up	Drop off	Pick up	Drop off	Pick up	Drop off	Pick up	Drop off	Pick up	Drop off	Pick up	Drop off	Pick up
7:00 AM - 7:15 AM	+++												+++	+++				
7:15 AM - 7:30 AM													+++	+++				
7:30 AM - 7:45 AM													+++	+++				
7:45 AM - 8:00 AM													+++	+++				
8:00 AM - 8:15 AM													+++	+++				
8:15 AM - 8:30 AM													+++	+++				
8:30 AM - 8:45 AM																		
8:45 AM - 9:00 AM																		

Midday Period	Autos		Taxis		Delivery Trucks		Emergency Vehicles		Police Vehicles		Limousines		Buses		Motorcycles		Shuttle Bus	
	Drop off	Pick up	Drop off	Pick up	Drop off	Pick up	Drop off	Pick up	Drop off	Pick up	Drop off	Pick up	Drop off	Pick up	Drop off	Pick up	Drop off	Pick up
11:00 AM - 11:15 AM													+++	+++				
11:15 AM - 11:30 AM																		
11:30 AM - 11:45 AM																		
11:45 AM - 12:00 PM													+++	+++				
12:00 PM - 12:15 PM													+++	+++				
12:15 PM - 12:30 PM													+++	+++				
12:30 PM - 12:45 PM													+++	+++				
12:45 PM - 1:00 PM																		

Evening Period	Autos		Taxis		Delivery Trucks		Emergency Vehicles		Police Vehicles		Limousines		Buses		Motorcycles		Shuttle Bus	
	Drop off	Pick up	Drop off	Pick up	Drop off	Pick up	Drop off	Pick up	Drop off	Pick up	Drop off	Pick up	Drop off	Pick up	Drop off	Pick up	Drop off	Pick up
4:00 PM - 4:15 PM													+++	+++				
4:15 PM - 4:30 PM													+++	+++				
4:30 PM - 4:45 PM													+++	+++				
4:45 PM - 5:00 PM													+++	+++				
5:00 PM - 5:15 PM													+++	+++				
5:15 PM - 5:30 PM													+++	+++				
5:30 PM - 5:45 PM													+++	+++				
5:45 PM - 6:00 PM													+++	+++				

Data Compilation

Tenant Mode-Use Survey Summary

Data Compilation

Parking Garage Data

Data Compilation

Area Construction



April 15, 2015

MAIN STREET CONSTRUCTION UPDATE

Roadway and Sidewalk Reconstruction Begins Week of April 21

Dear Kendall Square Neighbor,

On **Tuesday, April 21**, the city's contractor, Newport Construction, will begin roadway and sidewalk reconstruction on Main St between Ames St and Wadsworth. The road work is expected to take about 1 month to complete, while the sidewalk work will be ongoing throughout the spring and summer.

PROJECT SCHEDULE

- Starting Tuesday, April 21, crews will mobilize on Main St to begin roadway reconstruction. Work will begin on the eastbound side first (2 weeks), and then switch to the westbound side (2 weeks).
- Additionally, starting on April 21, crews will begin sidewalk reconstruction on the north (Marriott) side of Main St (2 months), followed by the south side (2 months). We will continue to provide updates as the construction progresses.

WHAT TO EXPECT DURING CONSTRUCTION

- During the road work phase, Main St will function as a one way. While crews reconstruct the eastbound lanes, only westbound traffic on Main St will be permitted. When crews switch to the westbound side, only eastbound traffic will be permitted. Please see the attached maps for detour routes.
- MBTA Bus, shuttle and trolley stops on Main St may be adjusted during roadway reconstruction. Please check signs for temporary stops.
- "No Parking" signs will be posted; please be sure to check dates/times.
- Emergency vehicles will have access at all times.

INFORMATION OR ASSISTANCE

For information or assistance during this project, please contact Dan Vallee, DPW Engineer at dvallee@cambridgema.gov / 617.304.7756 or Kelly Dunn, Community Relations Manager at kdunn@cambridgema.gov / 617.349.4870. Please also contact us if you would like to receive construction updates via email. In case of an emergency after hours or on weekends, please call the 24-Hour line at 617.349.4800.

Additional information and project plans are available online at: www.cambridgema.gov/theworks/cityprojects.aspx, under Main Street Reconstruction Project.

Thank you for your patience during this construction. We hope you enjoy these improvements once they are complete.

Sincerely,

Kelly Dunn, Community Relations Manager
Cambridge Department of Public Works

