

March 6, 2014

Mr. Thomas Evans
Cambridge Redevelopment Authority
Executive Redevelopment Officer
One Cambridge Center, 4th Floor,
Cambridge, MA 02142

Subject: Kendall Square Urban Renewal Area
2013 Traffic Count Program and Trip Generation Analyses

Dear Tom:

Fay, Spofford & Thorndike (FST) is pleased to submit this summary annual update of the Kendall Square Urban Renewal Area (the "Area") traffic count program to reflect May 2013 traffic conditions in the Area in compliance with its Section 61 Finding requirements. This letter also includes an updated evaluation of the Area's existing trip generation characteristics compared to earlier projections FST made in connection with Plan Amendment # 8 in our CRA letter dated June 15, 2010. Year 2013 parking garage data compiled during the month of May by Boston Properties, LLP have also been analyzed and summarized, along with tenant/employee travel mode surveys. The 2013 count program represents the nineteenth year of the annual count update program, and findings are consistent with prior years.

As requested by the Cambridge Redevelopment Authority, data collected for the 2013 Annual Report has been expanded to include peak period bicycle counts, a full week automatic traffic recorder counts at the study area cordon as well as a full week of hourly parking data at the Area's parking garages. Additionally, due to the reconstruction of the Longfellow Bridge, a manual count has been undertaken at the external intersection of Monsignor O'Brien Highway with Land Boulevard. The reconstruction of the Longfellow Bridge will alter how traffic will arrive to the Area via the City of Boston for up to three years.

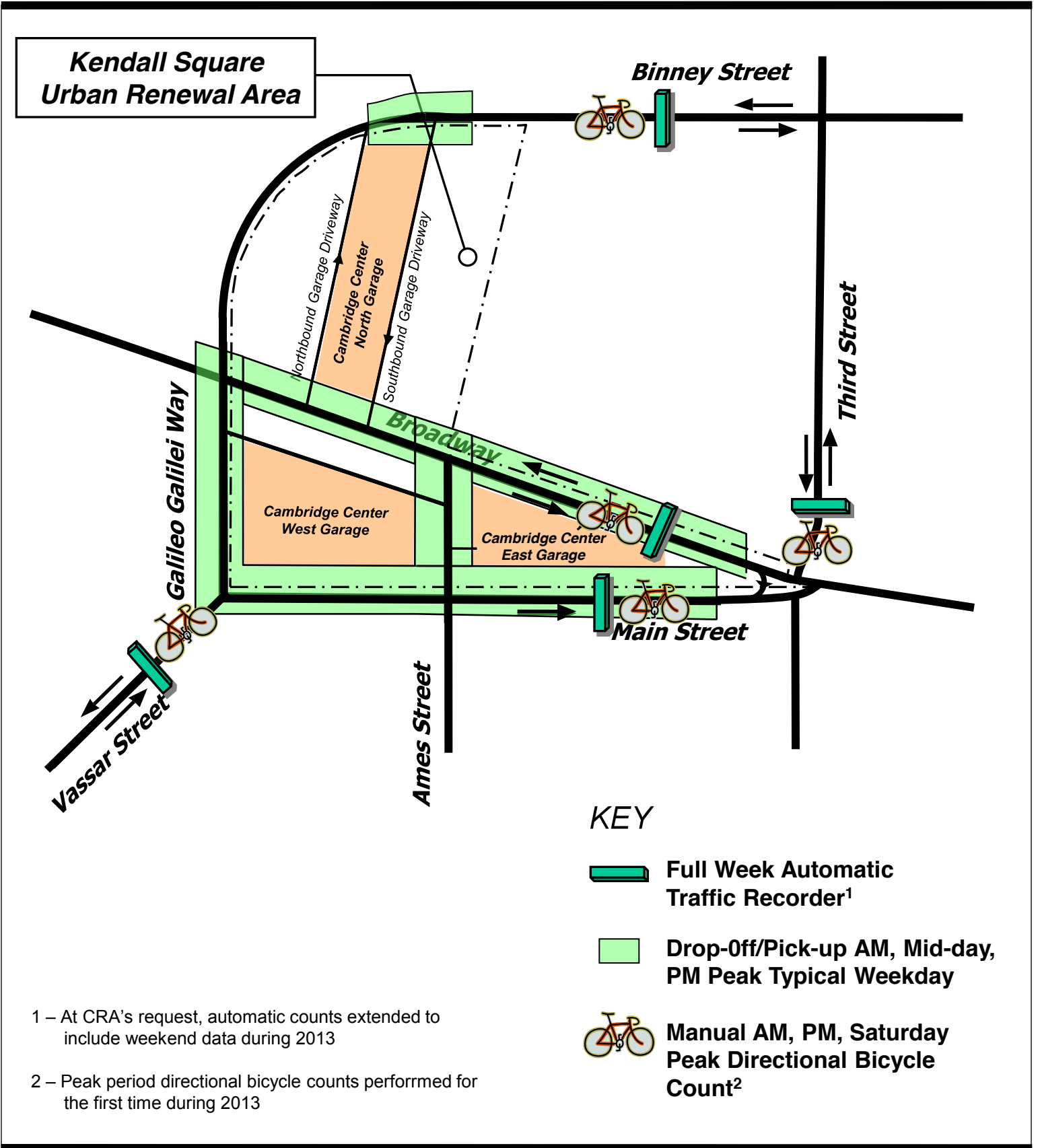
Task I - Traffic Count Program

Figure 1A illustrates the program of ATR and the manual vehicle count locations conducted within the Area. Figure 1B illustrates the external count location of Monsignor O'Brien Highway (Route 28) at Land Boulevard within the context of the Area with a small inset of the impending detour route from Boston. The change in the Area's access, which began after this count program was completed, will continue for up to three years, thereby affecting the comparability of subsequent cordon counts for this annual update report. Copies of the ATR and manual count field sheets are provided in the attached Technical Appendix.

The automatic traffic recorder count program for 2013 was conducted for a total of 8 consecutive days. Counts were performed at the following locations with durations indicated:

- Main Street, east of Ames Street (May 11- 18).
- Broadway, east of the Mid-Block Connector (May 11- 18).
- Binney Street, west of Fifth Street (May. 11 – 18).
- Third Street, north of Broadway (May 11 - 18).
- Vassar Street, southwest of Main Street and the Western Connector (May 11 - 18).

On Wednesday, May 15, 2013, manual vehicle counts were also conducted to determine drop-off/pick-up activity and ins/outs from the Cambridge Center East and North garages between 7 AM - 9 AM, 11 AM - 1 PM, and 4 PM - 6 PM within the following seven block face areas (refer to page 4):

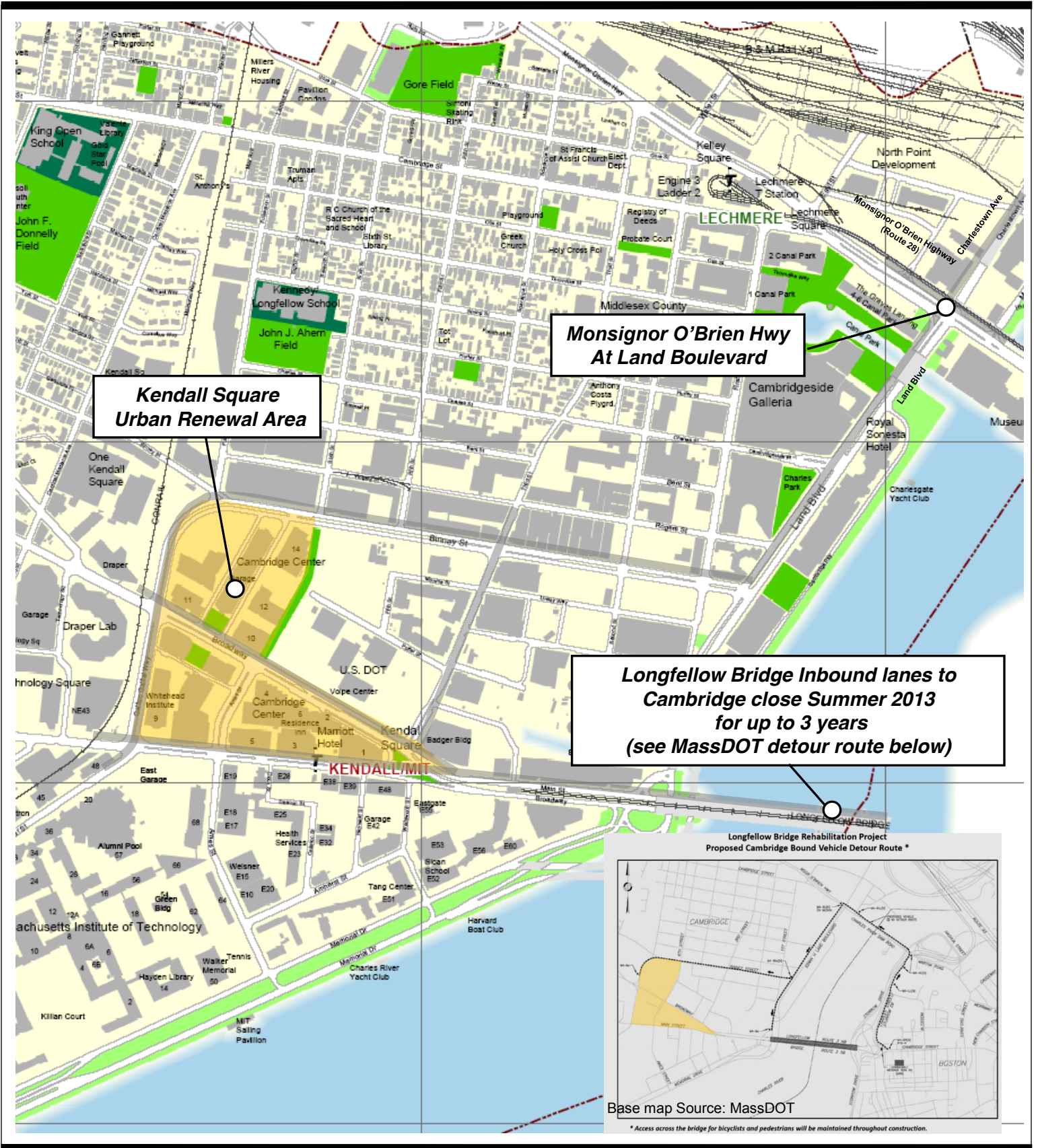


Schematic Diagram:
Not to Scale

Kendall Square Urban Renewal Area
2013 Area Traffic Count Locations

Cambridge Redevelopment Authority

Figure 1A

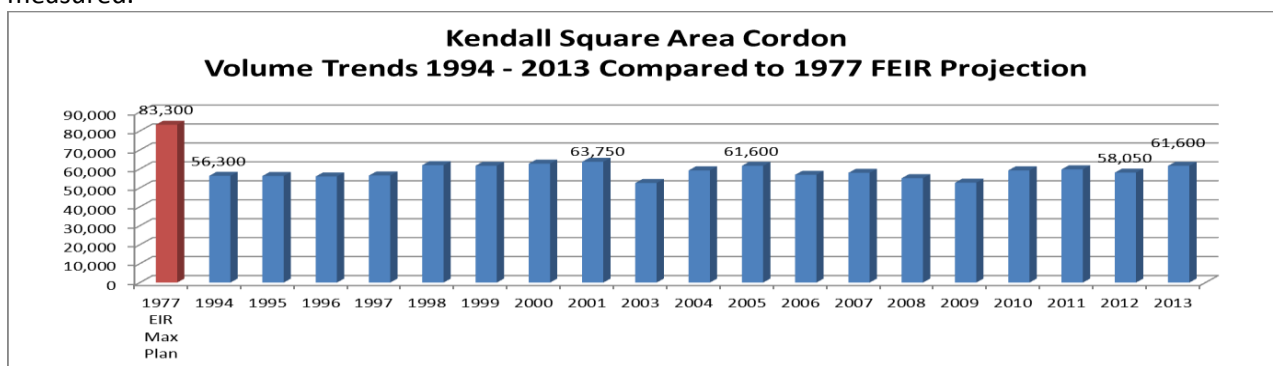


**Kendall Square Urban Renewal Area
Monsignor O'Brien Hwy (Route 28) at Land Boulevard
2013 Supplemental External Count Location**

Cambridge Redevelopment Authority

- Main Street, between Ames Street and Wadsworth Street.
- Main Street, between Ames Street and Vassar Street.
- Broadway, between Ames Street and Third Street.
- Broadway, between Ames Street and Binney Street.
- Mid-Block Connector, between Main Street and Broadway
- Galileo Gallilei Way between Main Street and Broadway.
- Binney Street between Fulkerson and Sixth Streets.

Table 1 compares the Average Annual Weekday Traffic volumes (AAWDT) projected in the 1977 FEIR to the Area’s AAWDT volumes counted by FST during 1989-2013. Annual comparisons of the 1994-2013 AAWDT volumes by location are illustrated on Figure 2, while Figure 3 summarizes cordon bike volumes. The chart below summarizes overall AAWDT cordon volumes for the five roads where traffic volumes are measured.



* Vassar Street was under construction during the 2003 count program and open to one-way traffic only.

Between 1994 and 2013, the Area’s AAWDT volumes along a fixed cordon have varied between a low of 52,550 and high of 63,750 vehicles per day. Year 2013 Area background traffic, while growing compared to the volumes measured in 2012, is comparable to that measured during 2005, eight years ago. While traffic counts tend to fluctuate from year to year, traffic volumes in the area have remained relatively stable for the past 15 years. Nonetheless, Overall, AAWDT volumes measured in 2013 at the cordon are equivalent to those measured in 2005 and only 9% higher than those measured in 1994, when the program started. The Area has added more than 1 million square feet of gross floor area since 1994, but none during the past six years, though new space is under construction and should be occupied by 2014. Still, **at the KSA cordon, overall 2,150 fewer vehicles per day were carried during 2013 than 2001, the year the highest KSA cordon volumes were measured.** While Area trip generation has grown as a result of new development since 1994, it has grown less than predicted due to lower drive-alone numbers than assumed at time of permitting. Also, background through traffic in the Area declined for several years following completion of the Central Artery/Tunnel project. In the meantime, development around the Area in East Cambridge has continued, while the City of Cambridge has implemented a trip reduction ordinance, and continues to aggressively pursue bike travel enhancements and other improvements to other non-auto modes like TMA shuttles and transit. During the 2013 count program, the stronger economy, coupled with greater occupancy/construction of developments in the broader East Cambridge Area just outside the Area seem to be producing higher background traffic volumes compared to the height of the recent recession.

Four types of field data were collected manually:

- Entering and exiting vehicles to/from the Cambridge Center East, West, and North Garages;
- Curbside drop-off/pick-up activities on Area streets and in designated zones at the local land uses;
- Directional bicycle counts during AM, PM, and Saturday peak hours; and
- Manual turning movement counts at the intersection of Land Boulevard at Monsignor O’Brien Highway (Route 28) including bicycles.

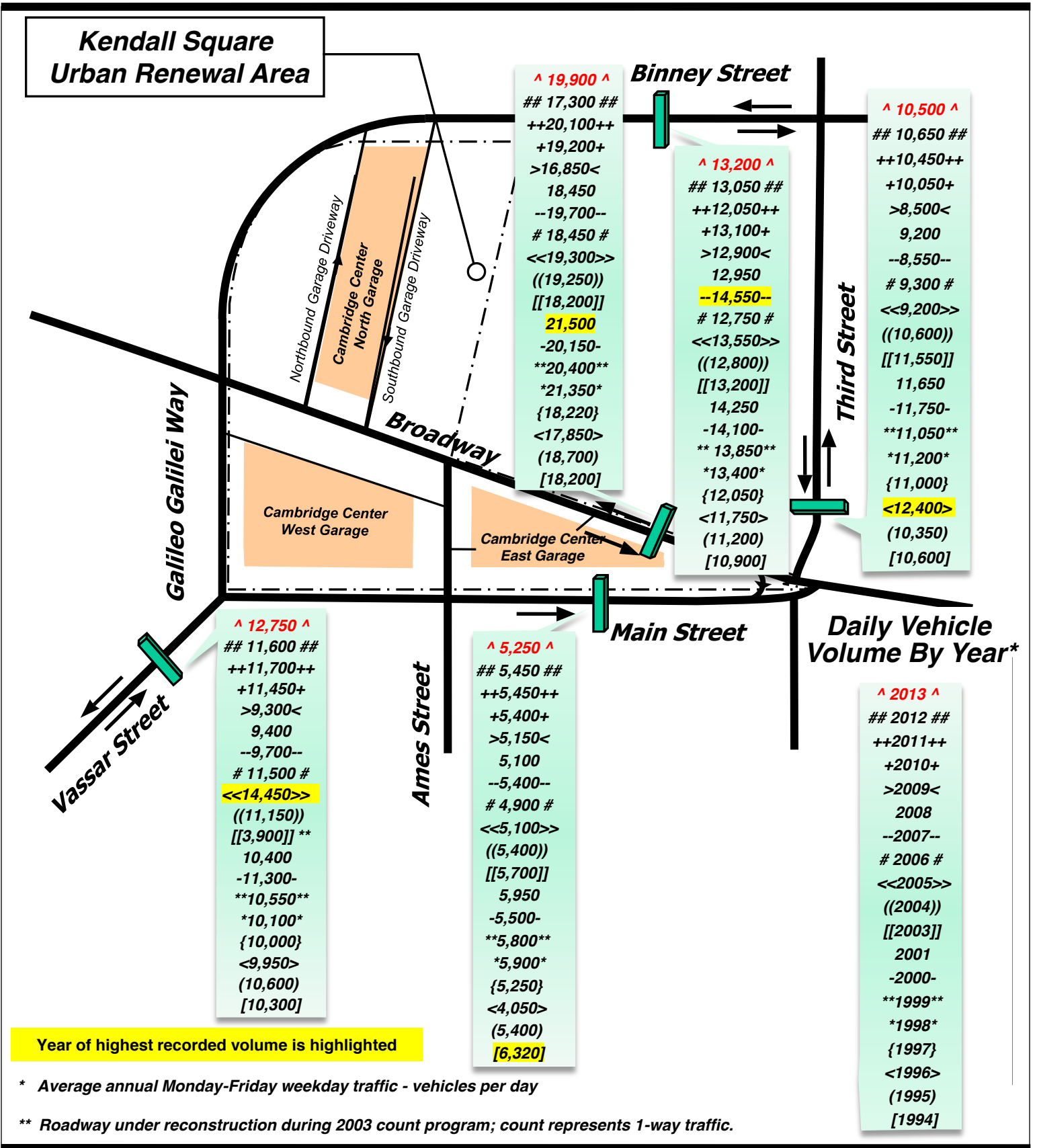
Table 1
Kendall Square Urban Renewal Project Area
 Comparison of Projected FEIR Full Build-out Average Weekday Traffic Volumes
 To Actual 1989 - 2013 Average Weekday Traffic Volumes ¹

ROADWAY	1977	FEIR																			%			
	Max Plan	1989	1994	1995	1996	1997	1998	1999	2000	2001	2003	2004	2005	2006	2007	2008	2009	2010	2011	2012		2013	Difference	
	(vpd) ²	Volume (vpd)	Volume (vpd)	Volume (vpd) ³	Volume (vpd) ⁴	Volume (vpd) ⁴	Volume (vpd) ⁴	Volume (vpd) ⁴	Volume (vpd) ⁴	Volume (vpd) ⁴	Volume (vpd) ⁴	Volume (vpd) ⁴	Volume (vpd) ⁴	Volume (vpd) ⁴	Volume (vpd) ⁴	Volume (vpd) ⁴	Volume (vpd) ⁴	Volume (vpd) ⁴	Volume (vpd) ⁴	Volume (vpd) ⁴	Volume (vpd) ⁴	Volume (vpd) ⁴	2013-2012	
Main Street ⁵ Near MBTA Station	7,900	4,250	6,300	5,400	4,050	5,250	5,900	5,800	5,500	5,950	5,700	5,400	5,100	4,900	5,400	5,100	5,150	5,400	5,450	5,250			-4%	
Broadway west of Mid-Block Connector	36,700	17,700	N/M	N/M	N/M	N/M	N/M	N/M	N/M	N/M	N/M	N/M	N/M	N/M	N/M	N/M	N/M	N/M	N/M	N/M	N/M	N/M	N/M	--
Broadway east of Mid-Block Connector	32,900	N/M	18,200	18,700	17,850	18,200	21,350	20,400	20,150	21,500	18,200	19,250	19,300	18,450	19,700	18,450	16,850	19,200	20,100	17,300	19,900			15%
Binney Street west of Third Street	11,500	8,800	10,900	11,200	11,750	12,050	13,400	13,850	14,100	14,250	13,200	12,800	13,550	12,750	14,550	12,950	12,900	13,100	12,050	13,050	13,200			1%
Third Street north of Broadway	16,300	N/M	10,600	10,350	12,400	11,000	11,200	11,050	11,750	11,650	11,550	10,600	9,200	9,300	8,550	9,200	8,500	10,050	10,450	10,650	10,500			-1%
Vassar Street west of Main Street	14,700	N/M	10,300	10,600	9,950	10,000	10,100	10,550	11,300	10,400	3,900	11,150	14,450	11,500	9,700	9,400	9,300	11,450	11,700	11,600	12,750			10%
CORDON TOTAL ⁶	83,300	N/A	56,300	56,250	56,000	56,500	61,950	61,650	62,800	63,750	52,550	59,200	61,600	56,900	57,900	55,100	52,700	59,200	59,750	58,050	61,600			10%

Red Indicates highest volume measured for street or cordon total during a year between 1994 and 2013.

9%	Difference between 2013 and 1994
-3%	Difference between 2013 and 2001 (highest year)

- 1 FEIR volume projections illustrated on FEIR Figures II.5.10 & II.5.11. Total volumes exclude Broadway west of Mid-block Connector. Measured volumes are on an average annual basis to nearest 50 vehicles per day.
- 2 vpd = vehicles per day.
- 3 March 11-18, 1996 measured volumes calibrated (increased by 2%) to reflect 1995 average annual conditions.
- 4 Measured volumes assumed to reflect average annual conditions.
- 5 Eastbound AAWDT only for Main Street.
- 6 Vassar Street was limited to one-way operation and under reconstruction during the 2003 survey only.
- 7 Broadway west of Mid-block connector not included.
N/M = Not Measured; N/A = Not Applicable.

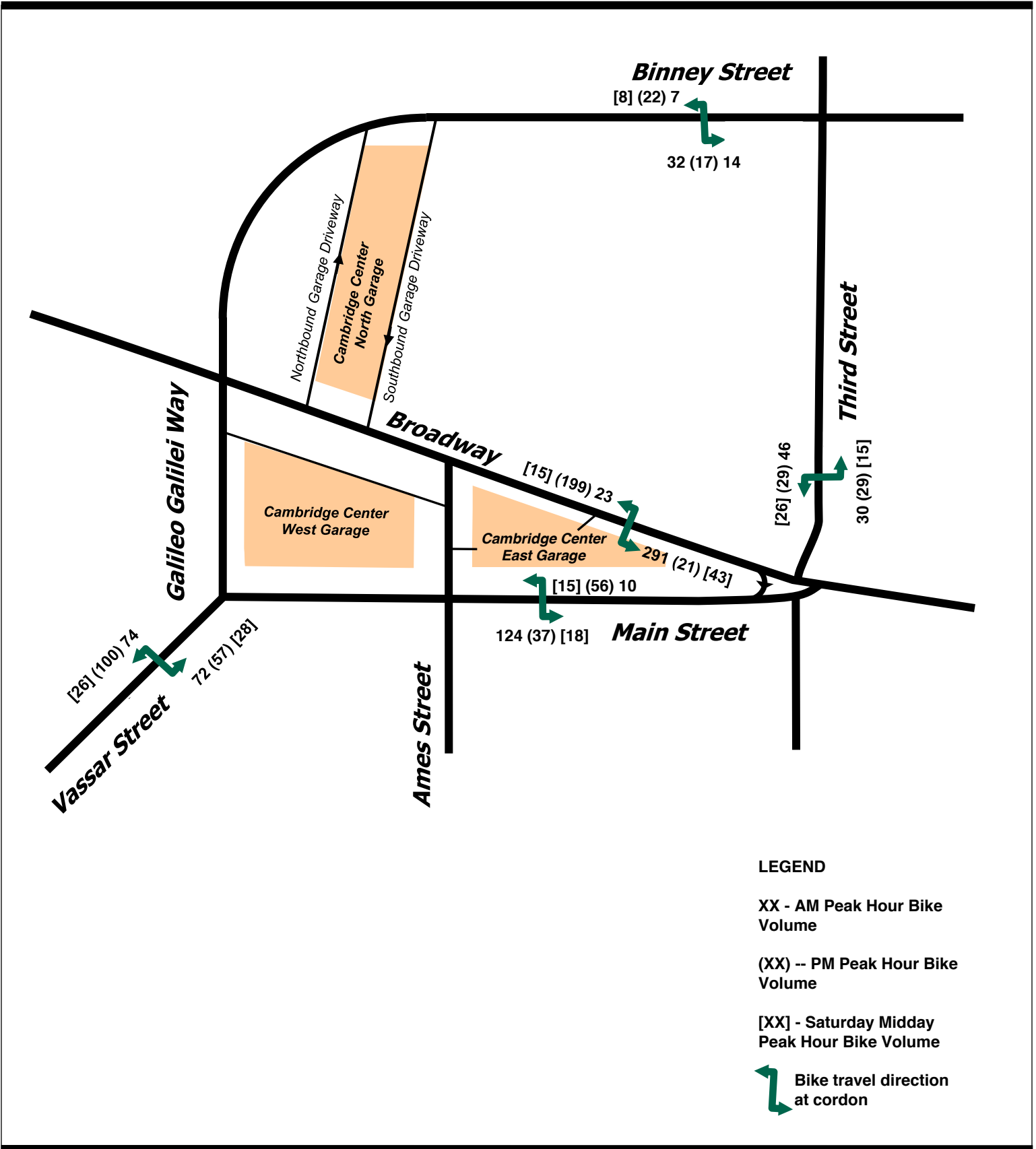


Schematic Diagram:
Not to Scale

Kendall Square Urban Renewal Area
Average Annual Weekday Traffic Volumes 1994-2013

Cambridge Redevelopment Authority

Figure 2



Schematic Diagram:
 Not to Scale

Kendall Square Urban Renewal Area
2013 Peak Hour Cordon Bicycle Volumes

Cambridge Redevelopment Authority

Figure 3

As Figure 3 indicates, year 2013 weekday and Saturday counts, all performed on nice-weather days, indicate that Area roadways are attracting a substantial bicycle commuter mode share. Based on the volume of bicycles counted during the AM and PM commuter hours, FST estimates the existing two-way daily bicycle volume at the cordon is approximately **5,350 trips per day**. Following are estimates for each of the five cordon r Area roadways:

- Broadway – 2,250 bicycle trips per day
- Vassar Street – 1,300 bicycle trips per day
- Main Street – 950 bicycle trips per day
- Third Street – 550 bicycle trips per day
- Binney Street – 250 bicycle trips per day

Assuming a typical 1.2 persons per vehicle auto occupancy at the cordon, the data indicates that the **bicycling mode share represents approximately 7.2% of person movements at the Area's cordon**. This represents a tremendous achievement in multimodal mode share accommodation.

Table 2 compares year 2013 to year 2012 manual count data compilations related to actual trip generation within the Area during the AM, Midday, and PM peak hours. During the 2013 count program, the total available development square footage in the Area remained the same as it was since 2006. The Cambridge Center garages also have the same capacities with approximately 2,750 spaces in total between 2006 and 2013.

During the same period between 2013 and 2012, measured overall trip generation during the combined AM, mid-day, and PM peak hours increased by approximately 8%, inclusive of drop-off/pick-up activity. Area trip generation *declined* 2% during the AM and mid-day peak hours, while it *increased* 20% during the PM peak hour. During the 2013 count program, the Area's drop-off/pick-up activity represented approximately 29%, 39%, and 27% of its actual AM, mid-day, and PM peak hour traffic generation, respectively. The year 2013 count program took place during a period when drop-off/pick-up activity represented 31% of all trip making, within the range of drop-off/pick-up activity observed during prior years, but 1% higher than that measured in 2012 (30%). Overall rates of AM, mid-day, and PM peak hour trip generation from Area developments are generally comparable to trip generation rates found during prior count programs, still 14-15% lower than estimates from Area Plan Amendment No. 8 and far below typical *ITE Trip Generation* report (8th Edition, 2008) rates for similar land uses. Along with tenant changes, drop-off/pick-up activity continues to represent one of the most significant variables in the Area's trip generation totals. The illustrated PM peak hour traffic increase largely reflects an increase in drop-off/pick-up activity on the day the drop-off/pick-up counts were performed

During the combined AM, mid-day, and PM peak hours, year 2013 Cambridge Center East, North, and West garage activity increased by approximately 11% compared to the year 2012.

Binney Street remains the only roadway that has exceeded its projection of average weekday volumes at full build-out provided in the 1977 EIR. **Overall, actual year 2013 average weekday volumes measured on the Area roadway cordon are approximately 28% below those projected at full build-out of the Area in the 1977 EIR, while the Area is only 22% below its full build-out potential.**

As it has in prior years, the 2013 AM peak hour within the Area varies by location but typically occurs during the one-hour period between 8 AM and 9 AM. The Area's 2013 PM peak hour also varies by location but typically occurs from 5 PM to 6 PM. Count data indicates that the mid-day peak hour is typically from 12:00 Noon to 1 PM.

Table 2

Kendall Square Urban Renewal Project Area Peak Hour Vehicle Count Summaries -- 2013 vs. 2012⁴

LOCATION	AM PEAK HOUR						MIDDAY PEAK HOUR						PM PEAK HOUR					
	May 2012			May 2013			May 2012			May 2013			May 2012			May 2013		
	IN	OUT	D/P ¹	IN	OUT	D/P ¹	IN	OUT	D/P*	IN	OUT	D/P ¹	IN	OUT	D/P*	IN	OUT	D/P ¹
Cambridge Center North Garage ²	263	7	--	243	8	--	39	34	--	34	33	--	10	253	--	6	267	--
Cambridge Center East Garage ²	161	10	--	195	14	--	33	66	--	76	37	--	23	135	--	24	175	--
Cambridge Center West Garage ²	150	9	--	168	8	--	40	19	--	39	24	--	13	137	--	13	146	--
Main Street; Near MBTA Station	--	--	188	--	--	202	--	--	222	--	--	184	--	--	120	--	--	188
Broadway; east of Mid-Block Connector	43	50	54	41	23	44	30	28	54	45	25	48	31	34	66	61	33	56
Broadway; west of Mid-Block Connector	6	8	24	9	8	48	4	3	12	13	11	24	10	8	30	8	11	40
Mid-Block Connector; south of Broadway ³	4	1	12	8	7	14	8	5	4	8	7	12	0	4	4	4	2	6
Binney Street; vicinity of North Garage Driveways	--	--	0	--	--	6	--	--	0	--	--	0	--	--	0	--	--	4
Vassar Street/ Main Street/ Western Connector Area	42	37	0	30	11	2	28	34	4	30	32	0	10	20	2	11	30	4
RAW SUBTOTALS	669	122	278	694	79	316	182	189	296	245	169	268	97	591	222	127	664	298
HOURLY TOTALS	1069			1089			667			682			910			1089		
Drop-off/ Pick-up %	26%			29%			44%			39%			24%			27%		
% Difference (2013 vs 2012)	2%			2%			2%			2%			20%			20%		

- 1 D/P = Drop-off/pick-up vehicle trips in or out counted on.
- 2 Based on actual peak hour garage activity counted on Wednesday, May 15, 2013 for the Cambridge Center East, West, and North garages, and on Wednesday, May 16, 2012 for the Cambridge Center East, West, and North garages.
- 3 Includes non-garage vehicle activity on both sides of the Mid-Block Connector (Ames Street).
- 4 Difference was largely in drop-off/pick-up measurements that are highly variable over a one-day period. Garage counts are within normal range of typical in/out variations. Net difference for all three peak hours was +8% growth in generated traffic between 2012 and 2013 for the identical square footage. However, comparable week-long M-F garage in/out counts for the North, East, and West garages during 2013 were only 1% higher than weeklong in/out garage counts measured during 2012. Additionally, while year 2013 volumes were 20% higher than year 2012 PM peak hour volumes, we note that 2012 PM volumes were 26% lower than comparable 2011 PM peak hour volumes. Therefore, the variation between 2013 and 2011 is balancing out, and, as discussed further on, is still 15% lower than projections associated with approved Plan Amendment # 8.

Table 3 provides a breakdown of the existing year 2013 land use quantities and types within the Area, and compares these development quantities to the maximum Area development permitted under the most recent Plan Amendment No. 8. As of May 2013, buildings in the Area contained approximately 2,569,200 square feet of gross floor area (sf GFA). This represents approximately 78% of the Area's maximum approved build-out potential of 3,302,100 sf GFA with Area Plan Amendment No. 8. The Area's total building square footage (GFA) and its parking supply have remained constant since 2006.

FST's June 15, 2010 letter to the CRA contained estimates of AM peak hour, PM peak hour, and daily trip generation projected for the Area at maximum build-out with Area Plan Amendment No. 8. In that letter, trip generation rates (i.e., trips per 1,000 sf GFA of development) were developed for each of the development land use types using the ITE Trip Generation manual. FST adjusted these rates to reflect the Area's localized proximity to transit, walk-in activity, employer shuttles, carpool promotion, etc. The adjusted trip generation rates, verified by counts performed from 1994-2013, were used as the basis for trip generation estimates associated with the maximum build-out condition under MEPA-approved Area Plan Amendment No. 8. Table 4 provides a summary of adjusted trip generation rates for Area land uses from FST's June 15, 2010 letter regarding Plan Amendment No. 8.

Table 3
Kendall Square Urban Renewal Project Area
 Existing 2013 and Future Development Quantities
 By Land Use Category¹

LAND USE TYPE	2013 EXISTING ²	PROJECTED MAXIMUM AREA DEVELOPMENT WITH PLAN AMENDMENT NO. 8
Biotech Manufacturing	189,500	214,550
General and Technical Office	1,769,700	1,977,550
Research and Development Center	0	300,000
Retail	90,000	90,000
Multi-family Residential	0	200,000 ³
Business Hotel	190,000	190,000
Hotel	<u>330,000</u>	<u>330,000</u>
TOTAL	2,569,200	3,302,100

- 1 Quantities indicate square feet (sf) of Gross Floor Area (GFA) from approved Plan Amendment No. 8.
- 2 Existing year 2013 quantities remain the same as during the 2006-2012 count programs.
- 3 Plan Amendment No. 8 restored the 200,000 sf multi-family residential maximum originally approved under approved Plan Amendment No. 6. While the multi-family residential land use category adopted under approved Plan Amendment No. 7 was increased by 75,000 square feet to 275,000 sf, the Cambridge City Council did not approve this increase.

Kendall Square Urban Renewal Project Area
2013 Adjusted Trip Generation Rates¹

LAND USE TYPE	AM PEAK HOUR	PM PEAK HOUR	DAILY
Biotech Manufacturing	0.42	0.43	2.18
Research and Development	0.65	0.61	4.72
General and Technical Office	0.55	0.48	3.83
Hotel	0.41	0.42	5.01
Business Hotel	0.31	0.32	3.86
Retail	0.26	1.71	13.79
Multi-family Residential²	0.24	0.23	2.69

- 1 Trips per 1,000 sf GFA based on trip generation adjustments made in FST's June 15, 2010 letter concerning Plan Amendment No. 8.
- 2 Rate per unit, assuming 1,000 gsf/unit.

Table 5 applies adjusted trip generation rates from FST's June 15, 2010 letter on the traffic impacts of Plan Amendment No. 8. Table 5 contains an estimate of the number of trips projected for land uses in the Area assuming existing 2013 development quantities from Table 3 above. From Table 5, combined AM and PM peak hour trips to/from the Area constitute approximately 23.5% of the Area's 2013 projected total daily trip ends (i.e., 1,271 AM peak hour + 1,284 PM peak hour trips represent 23.5% of the 10,819 daily trips).

Table 6 provides a summary comparison of projected 2013 Area AM and PM peak hour trip generation (from rates contained in the FST's Plan Amendment No. 8 June 15, 2010 letter and summarized in Table 5) to 2012 rates calculated from measured 2012 Area ground counts (from Table 2). Table 6 also contains a comparison of 2013 daily Area trip ends based upon measured AM and PM peak hour volumes to 2012 daily trip end volumes based on the adjusted trip generation rates contained in the Plan Amendment No. 8 analysis and reiterated in Table 5.

Table 5
Kendall Square Urban Renewal Area
 Adjusted ITE Rate Trip Generation Computations for May 2013¹

LAND USE TYPE	Gross Floor Area	AM Peak Hour		PM Peak Hour		Daily	
	(000's SF)	RATE	TRIPS	RATE	TRIPS	RATE	TRIPS
Biotech Manufacturing	189.5	0.42	80	0.43	81	2.18	413
Research and Development	0	0.65	0	0.61	0	4.72	0
General and Technical Office	1,769.7	0.55	973	0.48	849	3.83	6,778
Business Hotel	190	0.31	59	0.32	61	3.86	733
Hotel	330	0.41	135	0.42	139	5.01	1,653
Retail	90	0.26	23	1.71	154	13.79	1,241
Multi-family Residential	0	0.26	0	0.27	0	2.69	0
TOTAL	2,569.2		1,271		1,284		10,819

1 Trips per 1,000 gsf GFA adjusted to reflect assumed high use of transit and other non-single occupant vehicles per FST's June 15, 2010 letter concerning Plan Amendment No. 8.

Table 6
Kendall Square Urban Renewal Area
 Actual vs. Projected 2013 Trip Generation

	AM PEAK HOUR ¹	PM PEAK HOUR ¹	DAILY TRIP ENDS
2013 PROJECTED FORECAST ²	1,271	1,284	10,819
2013 ACTUAL EXISTING ³	1,089	1,089	9,223 ³
NET DIFFERENCE (%)	- 14%	-15%	- 15%

- 1 AM and PM peak hour trips represent both entering and exiting vehicle trip ends.
- 2 Predicted trip totals are based on adjusted trip generation rates developed for FST's June 15, 2010 letter regarding Area Plan Amendment No. 8 and the 2012 Area development quantities reported in Table 3 of this correspondence.
- 3 Refer to Table 2 for existing May 2013 AM and PM peak hour trip counts. Daily trip ends were **estimated** from the actual AM and PM peak hour trip generation totals and their expected relationship to daily trip generation based upon the relationship of AM and PM peak hours to daily generation reported in Table 5 (adjusted ITE rates).

From Table 6 on the previous page, the year 2012 actual trip generation for Area uses during the AM peak hour is 16% lower than calculated by applying the Amendment No. 8 trip generation projection methodology (1,138 counted trips versus 1,271 calculated trips). Actual PM peak hour trip generation is 29% lower than the projected volume from the Amendment No. 8 trip generation projection methodology (910 counted trips versus 1,284 calculated trips). Similarly, the actual daily trip generation of 8,380 is 23% lower than the projected daily trip generation of 10,819. Area development continues to generate traffic at rates generally lower than projected using the 2010 Plan Amendment No. 8 trip generation analysis methodology.

Task II - Review of Tenant/Employee Travel

Two types of tenant/employee travel surveys were reviewed: 1) a survey by Boston Properties of their tenants; and 2) Boston Properties surveys of tenant garage use in the North, West, and East Cambridge Center garages.

Boston Properties LLC conducted year 2013 surveys of its Cambridge Center tenants to provide an indication of employee travel mode choices and use within the Area. This information is supplemental to the actual count data. Refer to the Technical Appendix for a copy of the overall survey results.

The tenant survey was completed by a total of 26 firms and businesses representing 3,155 employees or approximately 67% of the Area's approximately 4,700 total employees. Overall tenant survey results are generally consistent with prior year surveys. Respondents to the 2013 tenant survey indicated that their employees arrive to Kendall Square as follows:

- 26 % drive alone;
- 36 % use MBTA services;
- 33 % cite other modes, primarily walking, shuttles, or biking; and
- 5 % carpool with 2 or more people.

The 2013 survey resulted in percentages essentially unchanged from 2012. Approximately 74% of respondents indicated they use alternative modes of transportation to and from work rather than drive alone. The proportion of employee respondents who indicated they drive alone continues to represent 26% of respondents. The proportion of respondents who report using MBTA services, carpooling, or other modes, primarily walking, shuttles, or bicycles also stayed the same compared to those who responded to the 2012 survey. Akamai Technologies, still the largest of the employer respondents with 950 employees between its two divisions, indicates that 19% of its combined employees drive alone and 81% use alternate modes -- 3% carpool, 32% use the MBTA, and 46% either walk, shuttle, or bike. Approximately 96% of responding Area businesses start their business operations between 7:00-9:00 AM and conclude business operations between 4:00-6:00 PM. Of the respondents, 96% offer flextime hours. Of employers surveyed, approximately 8% offer incentives for free or subsidized parking (i.e., driving) incentives, while 92% of those responding offer either MBTA or shuttle use incentives, such as passes or salary deductions. Both of the employers offering transit incentives also offer driving incentives. Overall, survey responses seem to be consistent with earlier FST projections.

Survey responses continue to indicate a very strong reliance on alternative travel modes compared to typical suburban areas where 90% or more employees drive alone to work sites. The *ITE Trip Generation* report (8th Edition, 2008) indicates that the vehicle trips per employee for the General Office category are 0.55 during the AM peak hour and 0.48 during the PM peak hour. The May 2013 update data indicates that 0.23 vehicle trips per employee are actually generated during the AM and PM peak hours including garage and drop-off/pick-up components. ***Therefore, during 2013, actual employee-based vehicle trip generation rates were 53%-54% lower than unadjusted ITE employee-based AM and PM peak hour rates estimated in approved Plan Amendment No. 8.***

Task III - Review of Area Parking Garage Data

We assume May 2013 traffic counts at the garages generally reflect average annual conditions. For 2013, eight days of garage data was obtained for each of the three garages. Detailed hour-by-hour garage occupancy data was compared to garage data collected for a similar, Monday-Friday period during May 2012. The number of trips destined for the Area that park outside the Area, and subsequently would not have been accounted for in the data collection program is likely to be small. Similarly, the amount of motorists who may have parked in the Area, and were not destined for the Area is also likely to be small. Copies of comparative 8-day garage surveys are contained in the attached Technical Appendix.

Boston Properties LLC provided a usage survey of the Cambridge Center North, Cambridge Center West, and Cambridge Center East parking garages for the period from Saturday May 11 to Saturday May 18, 2013. These records indicate that a maximum of 2,125 transient parkers plus tenant employees who leased monthly parking in the East, West, and North Cambridge Center garages were parked in the garages simultaneously. This is approximately 10% more simultaneous vehicles than found during the May 2012 survey period that found 1,927 parked vehicles at maximum occupancy. Excluding transient parkers, if the number of employees is assumed to be relatively constant throughout the year, during peak demand times, the Area averaged approximately 0.45 occupied parking spaces per employee during 2013 – very close to the occupied parking spaces per employee found during the 2012 survey. Transient parkers continue to account for approximately 30% of total Area garage parking demands on a daily basis.

Table 7 summarizes and compares average trip activity data during the AM and PM peak hours based on week-long garage surveys conducted on May 13-17, 2013 and May 14-18, 2012. The AM peak hour at the East and North garages continues to occur from 8 to 9 AM, while the West Garage peaked from 9 to 10 AM. The PM peak hour continues to occur between 5 to 6 PM for all three garages. Table 8 contains an estimated comparison of peak parking accumulation, as well as a comparison to the total spaces available in the Cambridge Center North garage during the week average for May 2013 and May 2012.

Weeklong activity at the North garage was down 6-8% overall during the AM/PM peaks, while year 2013 parking activity at the East Garage up was up by 9-14%, while the West Garage was up by 1-3%, compared the activity measured during 2012. Findings of the garage peak hours for entering and exiting movements are consistent with findings for the Area's street peaks (from the ATR data) and the Area's drop-off/pick-up activity that was counted manually. Most importantly, the week-long Monday through Friday garage movements data indicates that total garage in/out movements were very stable between 2013 and 2012. *Weeklong* garage activity for the combined North, East and West Garages increased 1% during the morning peak hour and with no change during the evening peak hour between 2013 and 2012.

Table 7

Kendall Square Urban Renewal Project Area
 Cambridge Center East and North Garages
 Summary M-F Weeklong Comparison of 2013-2012 Garage Vehicle Trip Activity¹

LOCATION	Average May 13-17, 2013 ²		Average May 14-18, 2012 ³		PERCENT CHANGE BETWEEN MAY 2013 AND MAY 2012	
	AM	PM	AM	PM	AM	PM
Cambridge Center North Garage	248	246	270	263	-8%	-6%
Cambridge Center East Garage	195	173	171	158	14%	9%
Cambridge Center West Garage	164	154	159	152	3%	1%
COMBINED TOTAL	607	573	600	573	1%	0%

- 1 Volumes represent total vehicular movements entering and exiting each garage.
- 2 Volumes represent a typical **one-week** sample from May 13-17, 2013.
- 3 Volumes represent a typical **one-week** sample from May 14-18, 2012.

Table 8

Kendall Square Urban Renewal Project Area
 Cambridge Center East, North, and West Parking Garages
 Summary and Comparison of Peak Parking Occupancy - 2013 to 2012

LOCATION	CAPACITY Number of Spaces ³	PEAK PARKING OCCUPANCY 5/14-5/18/12 ¹		PEAK PARKING OCCUPANCY 5/13-5/19/13 ²	
		Number Occupied	% of Capacity	Number Occupied	% of Capacity
Cambridge Center North Garage	1170	934	80%	971	83%
Cambridge Center West Garage	734	451	61%	507	69%
Cambridge Center East Garage	844	542	64%	668	79%
COMBINED TOTAL	2,748	1,927	70%	2,146	78%

- 1 Average peak garage occupancy data for the Cambridge Center East, West, and North Garages for the week of May 14-18, 2012.
- 2 Average peak garage occupancy data for the Cambridge Center East, West, and North Garages for the week of May 13-19, 2013.
- 3 Numbers are the reported year 2013 Area parking capacities.

This count program accurately accounts for the vast majority of vehicle trips related to the Area. This finding is due to the proximity of the East, West, and North Garages to the Area's land uses, and the modest price differential to surface lots external to the Area.

Similar to the Tuesday garage peak hour movements, M-F peak garage occupancy during 2013 was 11% higher than that found in 2012 –i.e., 78% peak occupancy in 2013 vs. 70% peak occupancy in 2012. None of the garages are operating above their practical capacity (i.e., more than 90% of its actual capacity). Peak occupancy of all garages was up or by 219 vehicles compared to 2012, as the occupancy of the site's same square footage increased with the stronger economy. In particular, the peak East Garage occupancy was up by 126 vehicles compared to 2012.

Nonetheless, while the Area is well served by public transportation, the garages provide enough additional parking to ensure that Area parking demands are accommodated within the Area. From an Area-wide parking perspective, the May 13-19, 2013 week was busier than the May 14-18, 2012 week.

Conclusion

The 2013 traffic counts showed a 10% increase compared with 2012 numbers. However, traffic counts in Kendall Square have fluctuated from year to year and overall traffic volumes in the area have remained relatively stable for the past 15 years. The highest traffic volumes, measured in 2001, were 3% higher than volumes measured in 2013. The improved regional arterial system continues to divert traffic volumes in Cambridge and the Kendall Square area back to the I-90 and Memorial Drive mainlines, as it has done for the last several years.

Cambridge's trip reduction measures and higher use of alternative modes, particularly bicycling, are reducing background traffic growth compared to earlier projections made in 1977. The Area's peak parking activity is overall very similar to that found in 2012. No new buildings have been developed and temporary vacancies are filling up again. With no changes in available square footage, the Area's measured trip generation has been relatively stable during the past seven years, tending to fluctuate with tenant and economic climate changes.

The Area continues to generate vehicle trips at rates far lower than those contained in the latest edition of the *ITE Trip Generation (8th Edition, 2008)* report. ***Actual Area vehicle trip generation rates -- including garage trips plus drop-off/pick-up trips -- continue to be similar to, but 14-15% lower than, those contained in FST's June 15, 2010 Amendment No. 8 letter to the CRA.***

The low Area trip generation findings are consistent with continuing Commonwealth of Massachusetts investments in the regional transit infrastructure and the City of Cambridge's strong commitment to minimizing motor vehicle trip making through the implementation of alternate mode infrastructure enhancements and policies associated with its Trip Reduction Ordinance.

We therefore conclude there is no 'significant variation' to report regarding the Area's traffic generation and its traffic impacts within the Area.

Mr. Thomas Evans

Page 17 of 17

March 6, 2014

Please do not hesitate to contact me should you have questions on the study update or require additional information.

Very truly yours,

FAY, SPOFFORD & THORNDIKE

By

A handwritten signature in black ink, appearing to read "Gary L. Hebert". The signature is fluid and cursive, with a long horizontal stroke extending to the right.

Gary L. Hebert, P.E., PTOE
Associate-Consultant

GLH:gh

LG-038C:000E57

Attachmentts: Technical Appendix



Kendall Square Area Annual Section 61 Findings Count Update 2013 Technical Appendix Contents

Automatic Traffic Count Data
Manual Traffic Count Data
Tenant Survey Results Summary
Parking Garage Data

2013 Automatic Traffic Count Data

Accurate Counts
978-664-2565

Location : Binney Street
Location : West of Third Street
City/State: Cambridge, MA

LG038C01

Start Time	10-May-13 Fri	WB		Hour Totals		EB		Hour Totals		Combined Totals	
		Morning	Afternoon	Morning	Afternoon	Morning	Afternoon	Morning	Afternoon	Morning	Afternoon
12:00		*	96			*	106				
12:15		*	82			*	99				
12:30		*	16			*	62				
12:45		*	0	0	194	*	76	0	343	0	537
01:00		*	0			*	66				
01:15		*	0			*	90				
01:30		*	0			*	96				
01:45		*	0	0	0	*	110	0	362	0	362
02:00		*	0			*	100				
02:15		*	0			*	109				
02:30		*	0			*	130				
02:45		*	0	0	0	*	107	0	446	0	446
03:00		*	0			*	122				
03:15		*	0			*	132				
03:30		*	0			*	126				
03:45		*	0	0	0	*	92	0	472	0	472
04:00		*	0			*	120				
04:15		*	0			*	108				
04:30		*	0			*	112				
04:45		*	2	0	2	*	107	0	447	0	449
05:00		*	0			*	106				
05:15		*	0			*	127				
05:30		*	0			*	111				
05:45		*	0	0	0	*	108	0	452	0	452
06:00		*	0			*	90				
06:15		*	0			*	100				
06:30		*	0			*	87				
06:45		*	0	0	0	*	64	0	341	0	341
07:00		*	0			*	72				
07:15		*	0			*	55				
07:30		*	0			*	47				
07:45		*	0	0	0	*	46	0	220	0	220
08:00		*	0			*	48				
08:15		*	0			*	38				
08:30		*	0			*	35				
08:45		*	0	0	0	*	37	0	158	0	158
09:00		152	0			108	42				
09:15		126	0			84	28				
09:30		114	0			81	25				
09:45		76	0	468	0	77	24	350	119	818	119
10:00		83	0			71	25				
10:15		72	0			82	22				
10:30		86	0			66	19				
10:45		108	0	349	0	78	22	297	88	646	88
11:00		88	0			80	27				
11:15		83	0			84	17				
11:30		103	0			98	20				
11:45		85	0	359	0	112	20	374	84	733	84
Total		1176	196			1021	3532			2197	3728
Percent		85.7%	14.3%			22.4%	77.6%			37.1%	62.9%

Accurate Counts
978-664-2565

Location : Binney Street
Location : West of Third Street
City/State: Cambridge, MA

LG038C01

Start Time	11-May-13 Sat	WB		Hour Totals		EB		Hour Totals		Combined Totals	
		Morning	Afternoon	Morning	Afternoon	Morning	Afternoon	Morning	Afternoon	Morning	Afternoon
12:00		0	0			16	0				
12:15		0	0			18	0				
12:30		0	0			6	0				
12:45		0	0	0	0	15	0	55	0	55	0
01:00		0	0			12	0				
01:15		0	0			10	0				
01:30		0	0			7	0				
01:45		0	0	0	0	4	0	33	0	33	0
02:00		0	0			13	0				
02:15		0	0			6	0				
02:30		0	0			8	0				
02:45		0	0	0	0	6	0	33	0	33	0
03:00		0	0			6	0				
03:15		0	0			3	0				
03:30		0	0			8	0				
03:45		0	0	0	0	7	0	24	0	24	0
04:00		0	0			2	0				
04:15		0	0			1	0				
04:30		0	0			2	0				
04:45		0	0	0	0	0	0	5	0	5	0
05:00		0	0			1	0				
05:15		0	0			3	0				
05:30		0	0			7	0				
05:45		0	0	0	0	4	0	15	0	15	0
06:00		0	0			9	0				
06:15		0	0			5	0				
06:30		0	0			12	0				
06:45		0	0	0	0	10	0	36	0	36	0
07:00		0	0			8	0				
07:15		0	0			14	0				
07:30		0	0			10	0				
07:45		0	0	0	0	14	0	46	0	46	0
08:00		0	0			12	0				
08:15		0	0			8	0				
08:30		0	0			13	0				
08:45		0	0	0	0	14	0	47	0	47	0
09:00		0	0			22	0				
09:15		0	0			19	0				
09:30		0	0			25	0				
09:45		0	0	0	0	22	0	88	0	88	0
10:00		0	0			24	0				
10:15		0	0			21	0				
10:30		0	0			25	0				
10:45		4	0	4	0	20	0	90	0	94	0
11:00		0	0			9	0				
11:15		0	0			0	0				
11:30		0	0			0	0				
11:45		0	0	0	0	0	0	9	0	9	0
Total		4	0			481	0			485	0
Percent		100.0%	0.0%			100.0%	0.0%			100.0%	0.0%

Accurate Counts
978-664-2565

Location : Binney Street
Location : West of Third Street
City/State: Cambridge, MA

LG038C01

Start Time	12-May-13 Sun	WB		Hour Totals		EB		Hour Totals		Combined Totals	
		Morning	Afternoon	Morning	Afternoon	Morning	Afternoon	Morning	Afternoon	Morning	Afternoon
12:00		0	0			0	0				
12:15		0	0			0	0				
12:30		0	0			0	0				
12:45		0	0	0	0	0	0	0	0	0	0
01:00		0	0			0	0				
01:15		0	0			0	0				
01:30		0	0			0	0				
01:45		0	0	0	0	0	0	0	0	0	0
02:00		0	0			0	0				
02:15		0	0			0	0				
02:30		0	0			0	0				
02:45		0	0	0	0	0	0	0	0	0	0
03:00		0	0			0	0				
03:15		0	0			0	0				
03:30		0	0			0	0				
03:45		0	0	0	0	0	0	0	0	0	0
04:00		0	0			0	0				
04:15		0	0			0	0				
04:30		0	0			0	0				
04:45		0	0	0	0	0	0	0	0	0	0
05:00		0	0			0	0				
05:15		0	0			0	0				
05:30		0	0			0	0				
05:45		0	0	0	0	0	0	0	0	0	0
06:00		0	0			0	0				
06:15		0	0			0	0				
06:30		0	0			0	0				
06:45		0	0	0	0	0	0	0	0	0	0
07:00		0	0			0	0				
07:15		0	0			0	0				
07:30		0	0			0	0				
07:45		0	0	0	0	0	0	0	0	0	0
08:00		0	0			0	0				
08:15		0	0			0	0				
08:30		0	0			0	0				
08:45		0	0	0	0	0	0	0	0	0	0
09:00		0	0			0	0				
09:15		0	0			0	0				
09:30		0	0			0	0				
09:45		0	0	0	0	0	0	0	0	0	0
10:00		0	0			0	0				
10:15		0	0			0	0				
10:30		0	0			0	0				
10:45		0	0	0	0	0	0	0	0	0	0
11:00		0	0			0	0				
11:15		0	0			0	0				
11:30		0	0			0	0				
11:45		0	0	0	0	0	0	0	0	0	0
Total		0	0			0	0			0	0
Percent		0.0%	0.0%			0.0%	0.0%			0.0%	0.0%

Accurate Counts
978-664-2565

Location : Binney Street
Location : West of Third Street
City/State: Cambridge, MA

LG038C01

Start Time	13-May-13 Mon	WB		Hour Totals		EB		Hour Totals		Combined Totals	
		Morning	Afternoon	Morning	Afternoon	Morning	Afternoon	Morning	Afternoon	Morning	Afternoon
12:00		0	80			0	86				
12:15		0	84			0	96				
12:30		0	80			0	87				
12:45		0	90	0	334	0	78	0	347	0	681
01:00		0	63			0	78				
01:15		0	71			0	100				
01:30		0	88			0	79				
01:45		0	84	0	306	0	116	0	373	0	679
02:00		0	66			0	119				
02:15		0	76			0	139				
02:30		0	80			0	146				
02:45		0	83	0	305	0	149	0	553	0	858
03:00		0	57			0	184				
03:15		0	63			0	177				
03:30		0	58			0	182				
03:45		0	80	0	258	0	164	0	707	0	965
04:00		0	67			0	185				
04:15		0	72			0	184				
04:30		0	60			0	210				
04:45		0	72	0	271	0	191	0	770	0	1041
05:00		0	80			0	178				
05:15		0	102			0	231				
05:30		0	114			0	186				
05:45		0	119	0	415	0	188	0	783	0	1198
06:00		1	88			0	152				
06:15		0	62			0	131				
06:30		0	84			0	117				
06:45		0	76	1	310	0	118	0	518	1	828
07:00		2	44			0	79				
07:15		0	50			0	110				
07:30		0	42			0	72				
07:45		1	36	3	172	0	56	0	317	3	489
08:00		0	50			0	65				
08:15		0	24			0	49				
08:30		0	34			0	38				
08:45		0	30	0	138	0	43	0	195	0	333
09:00		0	33			0	38				
09:15		0	27			0	50				
09:30		0	36			0	30				
09:45		0	22	0	118	0	42	0	160	0	278
10:00		0	16			0	28				
10:15		1	25			0	22				
10:30		24	34			31	23				
10:45		82	22	107	97	71	26	102	99	209	196
11:00		81	25			73	30				
11:15		65	14			81	22				
11:30		73	16			90	22				
11:45		84	15	303	70	86	15	330	89	633	159
Total		414	2794			432	4911			846	7705
Percent		12.9%	87.1%			8.1%	91.9%			9.9%	90.1%

Accurate Counts
978-664-2565

Location : Binney Street
Location : West of Third Street
City/State: Cambridge, MA

LG038C01

Start Time	14-May-13 Tue	WB		Hour Totals		EB		Hour Totals		Combined Totals	
		Morning	Afternoon	Morning	Afternoon	Morning	Afternoon	Morning	Afternoon	Morning	Afternoon
12:00		17	70			18	86				
12:15		23	72			14	92				
12:30		6	86			16	106				
12:45		11	100	57	328	4	83	52	367	109	695
01:00		6	89			4	96				
01:15		12	74			19	109				
01:30		7	90			8	112				
01:45		8	74	33	327	5	122	36	439	69	766
02:00		6	71			7	119				
02:15		4	60			5	136				
02:30		6	74			3	136				
02:45		4	68	20	273	8	138	23	529	43	802
03:00		10	84			7	197				
03:15		2	65			6	171				
03:30		7	70			0	173				
03:45		8	70	27	289	6	175	19	716	46	1005
04:00		5	81			6	210				
04:15		8	78			5	192				
04:30		14	72			8	188				
04:45		22	80	49	311	8	181	27	771	76	1082
05:00		27	90			6	213				
05:15		46	108			8	218				
05:30		90	92			16	196				
05:45		124	98	287	388	23	202	53	829	340	1217
06:00		112	106			30	177				
06:15		128	90			40	153				
06:30		107	102			44	108				
06:45		128	84	475	382	36	106	150	544	625	926
07:00		140	55			86	98				
07:15		138	52			82	106				
07:30		132	42			60	86				
07:45		173	43	583	192	64	72	292	362	875	554
08:00		161	46			108	54				
08:15		164	42			82	73				
08:30		143	48			89	48				
08:45		176	48	644	184	86	35	365	210	1009	394
09:00		153	36			91	43				
09:15		150	38			82	44				
09:30		158	41			90	45				
09:45		112	30	573	145	76	38	339	170	912	315
10:00		104	30			78	44				
10:15		111	23			66	27				
10:30		84	37			64	36				
10:45		92	25	391	115	78	33	286	140	677	255
11:00		80	24			69	38				
11:15		76	10			93	22				
11:30		83	14			84	14				
11:45		87	9	326	57	90	20	336	94	662	151
Total		3465	2991			1978	5171			5443	8162
Percent		53.7%	46.3%			27.7%	72.3%			40.0%	60.0%

Accurate Counts
978-664-2565

Location : Binney Street
Location : West of Third Street
City/State: Cambridge, MA

LG038C01

Start Time	15-May-13 Wed	WB		Hour Totals		EB		Hour Totals		Combined Totals	
		Morning	Afternoon	Morning	Afternoon	Morning	Afternoon	Morning	Afternoon	Morning	Afternoon
12:00		16	86			36	102				
12:15		8	98			12	88				
12:30		8	82			5	72				
12:45		6	88	38	354	16	96	69	358	107	712
01:00		5	92			10	84				
01:15		7	82			8	84				
01:30		4	73			5	94				
01:45		8	75	24	322	8	118	31	380	55	702
02:00		2	61			7	124				
02:15		8	93			3	146				
02:30		9	71			4	108				
02:45		6	78	25	303	8	145	22	523	47	826
03:00		9	66			8	168				
03:15		4	69			4	204				
03:30		12	68			4	185				
03:45		10	87	35	290	5	191	21	748	56	1038
04:00		10	73			4	192				
04:15		12	82			5	211				
04:30		19	69			4	199				
04:45		32	94	73	318	14	197	27	799	100	1117
05:00		32	87			13	214				
05:15		54	103			12	220				
05:30		84	123			20	202				
05:45		95	112	265	425	22	218	67	854	332	1279
06:00		124	122			30	180				
06:15		112	117			30	158				
06:30		111	80			47	123				
06:45		134	96	481	415	54	87	161	548	642	963
07:00		128	74			70	121				
07:15		128	60			76	104				
07:30		149	58			71	74				
07:45		178	38	583	230	67	58	284	357	867	587
08:00		165	30			90	67				
08:15		160	44			84	54				
08:30		164	41			104	62				
08:45		168	47	657	162	81	56	359	239	1016	401
09:00		158	32			84	65				
09:15		138	40			89	39				
09:30		116	30			74	36				
09:45		110	31	522	133	84	44	331	184	853	317
10:00		114	27			88	40				
10:15		108	31			84	30				
10:30		102	20			71	32				
10:45		84	22	408	100	71	31	314	133	722	233
11:00		94	23			70	40				
11:15		72	18			73	21				
11:30		87	18			84	28				
11:45		94	12	347	71	104	19	331	108	678	179
Total		3458	3123			2017	5231			5475	8354
Percent		52.5%	47.5%			27.8%	72.2%			39.6%	60.4%

Accurate Counts
978-664-2565

Location : Binney Street
Location : West of Third Street
City/State: Cambridge, MA

LG038C01

Start Time	16-May-13 Thu	WB		Hour Totals		EB		Hour Totals		Combined Totals	
		Morning	Afternoon	Morning	Afternoon	Morning	Afternoon	Morning	Afternoon	Morning	Afternoon
12:00		12	98			25	96				
12:15		11	89			12	98				
12:30		11	68			8	86				
12:45		8	77	42	332	11	87	56	367	98	699
01:00		8	100			16	100				
01:15		7	90			14	94				
01:30		4	100			6	87				
01:45		10	90	29	380	8	112	44	393	73	773
02:00		2	104			8	142				
02:15		4	88			5	132				
02:30		3	66			2	136				
02:45		2	74	11	332	1	144	16	554	27	886
03:00		5	82			6	182				
03:15		5	65			12	178				
03:30		5	63			8	194				
03:45		12	99	27	309	7	178	33	732	60	1041
04:00		6	96			4	208				
04:15		8	91			11	214				
04:30		12	64			10	162				
04:45		24	106	50	357	6	189	31	773	81	1130
05:00		27	94			8	196				
05:15		44	103			14	228				
05:30		91	88			22	196				
05:45		127	94	289	379	20	154	64	774	353	1153
06:00		132	93			34	162				
06:15		108	78			44	144				
06:30		116	78			41	160				
06:45		132	101	488	350	52	128	171	594	659	944
07:00		126	78			72	93				
07:15		146	64			57	102				
07:30		148	64			69	70				
07:45		160	66	580	272	64	66	262	331	842	603
08:00		152	52			78	70				
08:15		185	39			81	59				
08:30		190	42			91	66				
08:45		162	40	689	173	92	56	342	251	1031	424
09:00		165	43			85	38				
09:15		125	44			94	56				
09:30		146	32			86	36				
09:45		110	39	546	158	92	45	357	175	903	333
10:00		106	37			66	48				
10:15		106	22			93	29				
10:30		102	30			86	30				
10:45		106	25	420	114	80	29	325	136	745	250
11:00		97	18			73	26				
11:15		90	24			73	36				
11:30		68	18			82	28				
11:45		96	14	351	74	86	16	314	106	665	180
Total		3522	3230			2015	5186			5537	8416
Percent		52.2%	47.8%			28.0%	72.0%			39.7%	60.3%

Accurate Counts
978-664-2565

Location : Binney Street
Location : West of Third Street
City/State: Cambridge, MA

LG038C01

Start Time	17-May-13 Fri	WB		Hour Totals		EB		Hour Totals		Combined Totals	
		Morning	Afternoon	Morning	Afternoon	Morning	Afternoon	Morning	Afternoon	Morning	Afternoon
12:00		7	92			24	102				
12:15		12	98			15	122				
12:30		6	68			16	98				
12:45		8	88	33	346	8	90	63	412	96	758
01:00		6	94			10	92				
01:15		9	68			9	107				
01:30		7	67			6	106				
01:45		11	72	33	301	10	121	35	426	68	727
02:00		4	80			12	146				
02:15		2	85			5	150				
02:30		8	70			9	140				
02:45		6	70	20	305	4	158	30	594	50	899
03:00		10	87			3	160				
03:15		6	85			4	194				
03:30		13	84			8	182				
03:45		6	106	35	362	3	216	18	752	53	1114
04:00		18	108			12	152				
04:15		18	92			6	182				
04:30		23	71			9	166				
04:45		30	101	89	372	9	172	36	672	125	1044
05:00		31	88			12	148				
05:15		54	84			16	182				
05:30		85	90			21	154				
05:45		124	84	294	346	22	143	71	627	365	973
06:00		108	100			26	116				
06:15		132	86			41	118				
06:30		101	72			42	107				
06:45		118	86	459	344	52	96	161	437	620	781
07:00		120	52			55	82				
07:15		123	56			82	107				
07:30		138	46			62	60				
07:45		152	41	533	195	80	59	279	308	812	503
08:00		144	46			80	66				
08:15		168	34			84	74				
08:30		156	46			85	52				
08:45		153	53	621	179	74	48	323	240	944	419
09:00		156	44			74	49				
09:15		150	47			71	46				
09:30		128	30			85	39				
09:45		106	34	540	155	80	34	310	168	850	323
10:00		92	46			90	39				
10:15		96	34			72	36				
10:30		108	18			84	36				
10:45		92	22	388	120	78	25	324	136	712	256
11:00		68	19			70	38				
11:15		68	22			98	32				
11:30		98	21			92	24				
11:45		84	26	318	88	98	26	358	120	676	208
Total		3363	3113			2008	4892			5371	8005
Percent		51.9%	48.1%			29.1%	70.9%			40.2%	59.8%

Accurate Counts
978-664-2565

Location : Binney Street
Location : West of Third Street
City/State: Cambridge, MA

LG038C01

Start Time	18-May-13 Sat	WB		Hour Totals		EB		Hour Totals		Combined Totals	
		Morning	Afternoon	Morning	Afternoon	Morning	Afternoon	Morning	Afternoon	Morning	Afternoon
12:00		22	4			25	56				
12:15		10	0			19	47				
12:30		14	6			11	48				
12:45		17	4	63	14	14	56	69	207	132	221
01:00		9	4			16	61				
01:15		12	4			16	82				
01:30		13	12			11	78				
01:45		12	29	46	49	10	68	53	289	99	338
02:00		11	56			17	58				
02:15		8	64			14	68				
02:30		14	68			15	66				
02:45		14	56	47	244	18	60	64	252	111	496
03:00		6	45			12	60				
03:15		8	60			10	60				
03:30		8	50			8	70				
03:45		10	44	32	199	7	63	37	253	69	452
04:00		5	56			3	54				
04:15		5	61			4	55				
04:30		6	54			10	51				
04:45		8	52	24	223	8	52	25	212	49	435
05:00		12	42			3	58				
05:15		21	58			7	46				
05:30		39	54			9	39				
05:45		35	68	107	222	14	54	33	197	140	419
06:00		36	65			11	39				
06:15		32	63			8	60				
06:30		32	70			11	48				
06:45		33	70	133	268	12	52	42	199	175	467
07:00		36	65			25	82				
07:15		14	72			22	46				
07:30		2	67			22	52				
07:45		4	45	56	249	20	40	89	220	145	469
08:00		6	36			28	50				
08:15		2	47			28	46				
08:30		2	33			26	38				
08:45		0	40	10	156	36	39	118	173	128	329
09:00		1	54			36	38				
09:15		4	64			38	30				
09:30		2	34			42	35				
09:45		0	52	7	204	32	30	148	133	155	337
10:00		4	30			42	33				
10:15		1	28			56	44				
10:30		4	32			54	27				
10:45		6	20	15	110	50	35	202	139	217	249
11:00		4	27			40	28				
11:15		4	24			64	30				
11:30		0	17			52	22				
11:45		0	24	8	92	60	35	216	115	224	207
Total		548	2030			1096	2389			1644	4419
Percent		21.3%	78.7%			31.4%	68.6%			27.1%	72.9%

Accurate Counts
978-664-2565

Location : Binney Street
Location : West of Third Street
City/State: Cambridge, MA

LG038C01

Start Time	19-May-13 Sun	WB		Hour Totals		EB		Hour Totals		Combined Totals	
		Morning	Afternoon	Morning	Afternoon	Morning	Afternoon	Morning	Afternoon	Morning	Afternoon
12:00		16	*			15	*				
12:15		14	*			16	*				
12:30		11	*			13	*				
12:45		14	*	55	0	13	*	57	0	112	0
01:00		3	*			14	*				
01:15		10	*			17	*				
01:30		4	*			9	*				
01:45		13	*	30	0	14	*	54	0	84	0
02:00		10	*			14	*				
02:15		11	*			14	*				
02:30		7	*			10	*				
02:45		9	*	37	0	8	*	46	0	83	0
03:00		13	*			8	*				
03:15		4	*			10	*				
03:30		4	*			5	*				
03:45		5	*	26	0	4	*	27	0	53	0
04:00		6	*			3	*				
04:15		5	*			3	*				
04:30		7	*			1	*				
04:45		8	*	26	0	4	*	11	0	37	0
05:00		7	*			12	*				
05:15		1	*			1	*				
05:30		14	*			6	*				
05:45		16	*	38	0	10	*	29	0	67	0
06:00		13	*			12	*				
06:15		12	*			3	*				
06:30		30	*			10	*				
06:45		16	*	71	0	5	*	30	0	101	0
07:00		12	*			11	*				
07:15		10	*			19	*				
07:30		12	*			7	*				
07:45		18	*	52	0	8	*	45	0	97	0
08:00		10	*			16	*				
08:15		20	*			9	*				
08:30		18	*			14	*				
08:45		2	*	50	0	0	*	39	0	89	0
09:00		*	*	*	*	*	*	*	*	*	*
09:15		*	*	*	*	*	*	*	*	*	*
09:30		*	*	*	*	*	*	*	*	*	*
09:45		*	*	*	*	*	*	*	*	*	*
10:00		*	*	*	*	*	*	*	*	*	*
10:15		*	*	*	*	*	*	*	*	*	*
10:30		*	*	*	*	*	*	*	*	*	*
10:45		*	*	*	*	*	*	*	*	*	*
11:00		*	*	*	*	*	*	*	*	*	*
11:15		*	*	*	*	*	*	*	*	*	*
11:30		*	*	*	*	*	*	*	*	*	*
11:45		*	*	*	*	*	*	*	*	*	*
Total		385	0			338	0			723	0
Percent		100.0%	0.0%			100.0%	0.0%			100.0%	0.0%
Grand Total		16335	17477			11386	31312			27721	48789
Percent		48.3%	51.7%			26.7%	73.3%			36.2%	63.8%
ADT		ADT 8,501				AADT 8,501					

Accurate Counts

978-664-2565

Location : Binney Street
 Location : West of Third Street
 City/State: Cambridge, MA

LG038C01

Start Time	06-May-13		Tue		Wed		Thu		Fri		Sat		Sun		Week Average		
	WB	EB	WB	EB	WB	EB	WB	EB	WB	EB	WB	EB	WB	EB	WB	EB	
12:00 AM	*	*	*	*	*	*	*	*	*	*	0	55	0	0	0	28	
01:00	*	*	*	*	*	*	*	*	*	*	0	33	0	0	0	16	
02:00	*	*	*	*	*	*	*	*	*	*	0	33	0	0	0	16	
03:00	*	*	*	*	*	*	*	*	*	*	0	24	0	0	0	12	
04:00	*	*	*	*	*	*	*	*	*	*	0	5	0	0	0	2	
05:00	*	*	*	*	*	*	*	*	*	*	0	15	0	0	0	8	
06:00	*	*	*	*	*	*	*	*	*	*	0	36	0	0	0	18	
07:00	*	*	*	*	*	*	*	*	*	*	0	46	0	0	0	23	
08:00	*	*	*	*	*	*	*	*	*	*	0	47	0	0	0	24	
09:00	*	*	*	*	*	*	*	*	*	468	350	0	88	0	0	156	146
10:00	*	*	*	*	*	*	*	*	*	349	297	4	90	0	0	118	129
11:00	*	*	*	*	*	*	*	*	*	359	374	0	9	0	0	120	128
12:00 PM	*	*	*	*	*	*	*	*	*	194	343	0	0	0	0	65	114
01:00	*	*	*	*	*	*	*	*	*	0	362	0	0	0	0	0	121
02:00	*	*	*	*	*	*	*	*	*	0	446	0	0	0	0	0	149
03:00	*	*	*	*	*	*	*	*	*	0	472	0	0	0	0	0	157
04:00	*	*	*	*	*	*	*	*	*	2	447	0	0	0	0	1	149
05:00	*	*	*	*	*	*	*	*	*	0	452	0	0	0	0	0	151
06:00	*	*	*	*	*	*	*	*	*	0	341	0	0	0	0	0	114
07:00	*	*	*	*	*	*	*	*	*	0	220	0	0	0	0	0	73
08:00	*	*	*	*	*	*	*	*	*	0	158	0	0	0	0	0	53
09:00	*	*	*	*	*	*	*	*	*	0	119	0	0	0	0	0	40
10:00	*	*	*	*	*	*	*	*	*	0	88	0	0	0	0	0	29
11:00	*	*	*	*	*	*	*	*	*	0	84	0	0	0	0	0	28
Lane	0	0	0	0	0	0	0	0	0	1372	4553	4	481	0	0	460	1728
Day	0	0	0	0	0	0	0	0	0	5925	5925	485	481	0	0	2188	2188
AM Peak	-	-	-	-	-	-	-	-	-	09:00	11:00	10:00	10:00	-	-	09:00	09:00
Vol.	-	-	-	-	-	-	-	-	-	468	374	4	90	-	-	156	146
PM Peak	-	-	-	-	-	-	-	-	-	12:00	15:00	-	-	-	-	12:00	15:00
Vol.	-	-	-	-	-	-	-	-	-	194	472	-	-	-	-	65	157

Accurate Counts

978-664-2565

Location : Binney Street
 Location : West of Third Street
 City/State: Cambridge, MA

LG038C01

Start Time	13-May-13		Tue		Wed		Thu		Fri		Sat		Sun		Week Average	
	WB	EB	WB	EB	WB	EB	WB	EB	WB	EB	WB	EB	WB	EB	WB	EB
12:00 AM	0	0	57	52	38	69	42	56	33	63	63	69	55	57	41	52
01:00	0	0	33	36	24	31	29	44	33	35	46	53	30	54	28	36
02:00	0	0	20	23	25	22	11	16	20	30	47	64	37	46	23	29
03:00	0	0	27	19	35	21	27	33	35	18	32	37	26	27	26	22
04:00	0	0	49	27	73	27	50	31	89	36	24	25	26	11	44	22
05:00	0	0	287	53	265	67	289	64	294	71	107	33	38	29	183	45
06:00	1	0	475	150	481	161	488	171	459	161	133	42	71	30	301	102
07:00	3	0	583	292	583	284	580	262	533	279	56	89	52	45	341	179
08:00	0	0	644	365	657	359	689	342	621	323	10	118	50	39	382	221
09:00	0	0	573	339	522	331	546	357	540	310	7	148	*	*	365	248
10:00	107	102	391	286	408	314	420	325	388	324	15	202	*	*	288	259
11:00	303	330	326	336	347	331	351	314	318	358	8	216	*	*	276	314
12:00 PM	334	347	328	367	354	358	332	367	346	412	14	207	*	*	285	343
01:00	306	373	327	439	322	380	380	393	301	426	49	289	*	*	281	383
02:00	305	553	273	529	303	523	332	554	305	594	244	252	*	*	294	501
03:00	258	707	289	716	290	748	309	732	362	752	199	253	*	*	284	651
04:00	271	770	311	771	318	799	357	773	372	672	223	212	*	*	309	666
05:00	415	783	388	829	425	854	379	774	346	627	222	197	*	*	362	677
06:00	310	518	382	544	415	548	350	594	344	437	268	199	*	*	345	473
07:00	172	317	192	362	230	357	272	331	195	308	249	220	*	*	218	316
08:00	138	195	184	210	162	239	173	251	179	240	156	173	*	*	165	218
09:00	118	160	145	170	133	184	158	175	155	168	204	133	*	*	152	165
10:00	97	99	115	140	100	133	114	136	120	136	110	139	*	*	109	130
11:00	70	89	57	94	71	108	74	106	88	120	92	115	*	*	75	105
Lane	3208	5343	6456	7149	6581	7248	6752	7201	6476	6900	2578	3485	385	338	5177	6157
Day	8551		13605		13829		13953		13376		6063		723		11334	
AM Peak	11:00	11:00	08:00	08:00	08:00	08:00	08:00	09:00	08:00	11:00	06:00	11:00	06:00	00:00	08:00	11:00
Vol.	303	330	644	365	657	359	689	357	621	358	133	216	71	57	382	314
PM Peak	17:00	17:00	17:00	17:00	17:00	17:00	13:00	17:00	16:00	15:00	18:00	13:00	-	-	17:00	17:00
Vol.	415	783	388	829	425	854	380	774	372	752	268	289	-	-	362	677

Comb. Total	8551	13605	13829	13953	19301	6548	723	13522
ADT	ADT 8,501	AADT 8,501						

Accurate Counts
978-664-2565

Location : Main Street
Location : East of Ames Street
City/State: Cambridge, MA

LG038C02

Start Time	10-May-13 Fri	WB		Hour Totals		EB		Hour Totals		Combined Totals		
		Morning	Afternoon	Morning	Afternoon	Morning	Afternoon	Morning	Afternoon	Morning	Afternoon	
12:00		*	20			*	74					
12:15		*	25			*	82					
12:30		*	14			*	75					
12:45		*	16	0	75	*	92	0	323	0	398	
01:00		*	22			*	77					
01:15		*	16			*	75					
01:30		*	16			*	92					
01:45		*	31	0	85	*	85	0	329	0	414	
02:00		*	28			*	87					
02:15		*	38			*	100					
02:30		*	23			*	92					
02:45		*	20	0	109	*	100	0	379	0	488	
03:00		*	16			*	103					
03:15		*	17			*	76					
03:30		*	20			*	90					
03:45		*	26	0	79	*	103	0	372	0	451	
04:00		*	28			*	99					
04:15		*	33			*	94					
04:30		*	36			*	108					
04:45		*	23	0	120	*	88	0	389	0	509	
05:00		*	26			*	96					
05:15		*	41			*	107					
05:30		*	34			*	78					
05:45		*	34	0	135	*	90	0	371	0	506	
06:00		*	28			*	102					
06:15		*	28			*	82					
06:30		*	26			*	90					
06:45		*	30	0	112	*	82	0	356	0	468	
07:00		*	24			*	76					
07:15		*	16			*	68					
07:30		*	24			*	72					
07:45		*	18	0	82	*	56	0	272	0	354	
08:00		*	16			*	57					
08:15		*	12			*	56					
08:30		*	17			*	59					
08:45		*	6	0	51	*	62	0	234	0	285	
09:00		*	10			*	46					
09:15		*	12			*	45					
09:30		*	10			*	39					
09:45		*	11	0	43	*	46	0	176	0	219	
10:00			28	18			58	51				
10:15			20	10			78	34				
10:30			14	6			66	46				
10:45			15	10	77	44	75	54	277	185	354	229
11:00			28	8			88	54				
11:15			21	4			80	41				
11:30			25	6			82	26				
11:45			22	8	96	26	72	36	322	157	418	183
Total			173	961			599	3543			772	4504
Percent			15.3%	84.7%			14.5%	85.5%			14.6%	85.4%

Accurate Counts
978-664-2565

Location : Main Street
Location : East of Ames Street
City/State: Cambridge, MA

LG038C02

Start Time	11-May-13 Sat	WB		Hour Totals		EB		Hour Totals		Combined Totals	
		Morning	Afternoon	Morning	Afternoon	Morning	Afternoon	Morning	Afternoon	Morning	Afternoon
12:00		12	2			42	56				
12:15		9	0			31	56				
12:30		8	0			19	44				
12:45		8	1	37	3	32	62	124	218	161	221
01:00		6	0			27	50				
01:15		4	0			22	60				
01:30		2	12			25	54				
01:45		3	4	15	16	25	64	99	228	114	244
02:00		2	8			25	71				
02:15		4	10			27	72				
02:30		3	7			24	55				
02:45		2	13	11	38	24	60	100	258	111	296
03:00		3	8			16	60				
03:15		1	8			8	73				
03:30		0	14			6	57				
03:45		2	4	6	34	3	87	33	277	39	311
04:00		0	8			2	94				
04:15		1	18			7	76				
04:30		1	12			4	44				
04:45		1	14	3	52	6	46	19	260	22	312
05:00		2	14			11	49				
05:15		0	10			9	64				
05:30		1	7			9	71				
05:45		6	17	9	48	13	74	42	258	51	306
06:00		7	10			13	44				
06:15		4	7			18	89				
06:30		5	13			24	76				
06:45		11	18	27	48	19	66	74	275	101	323
07:00		6	9			32	58				
07:15		3	10			18	78				
07:30		0	21			38	77				
07:45		0	8	9	48	36	81	124	294	133	342
08:00		1	18			30	74				
08:15		0	9			46	64				
08:30		0	8			34	88				
08:45		0	10	1	45	36	87	146	313	147	358
09:00		0	13			30	66				
09:15		0	16			42	52				
09:30		0	13			46	54				
09:45		0	15	0	57	53	37	171	209	171	266
10:00		0	14			46	44				
10:15		0	15			62	34				
10:30		0	7			60	40				
10:45		2	13	2	49	52	46	220	164	222	213
11:00		0	10			58	60				
11:15		1	8			58	48				
11:30		2	10			41	42				
11:45		2	7	5	35	54	44	211	194	216	229
Total		125	473			1363	2948			1488	3421
Percent		20.9%	79.1%			31.6%	68.4%			30.3%	69.7%

Accurate Counts
978-664-2565

Location : Main Street
Location : East of Ames Street
City/State: Cambridge, MA

LG038C02

Start Time	12-May-13 Sun	WB		Hour Totals		EB		Hour Totals		Combined Totals	
		Morning	Afternoon	Morning	Afternoon	Morning	Afternoon	Morning	Afternoon	Morning	Afternoon
12:00		2	10			32	36				
12:15		11	8			36	48				
12:30		14	5			35	53				
12:45		6	3	33	26	26	57	129	194	162	220
01:00		5	5			30	62				
01:15		4	1			30	51				
01:30		2	6			27	67				
01:45		3	7	14	19	20	65	107	245	121	264
02:00		2	5			32	40				
02:15		2	14			30	59				
02:30		2	6			34	62				
02:45		5	7	11	32	24	50	120	211	131	243
03:00		1	6			14	66				
03:15		0	6			4	64				
03:30		2	10			6	50				
03:45		0	10	3	32	4	53	28	233	31	265
04:00		0	7			9	51				
04:15		0	10			9	59				
04:30		1	10			6	54				
04:45		3	6	4	33	1	47	25	211	29	244
05:00		1	7			10	48				
05:15		2	6			3	53				
05:30		3	10			8	58				
05:45		0	10	6	33	5	42	26	201	32	234
06:00		2	10			8	41				
06:15		3	12			7	34				
06:30		2	12			9	41				
06:45		4	2	11	36	13	38	37	154	48	190
07:00		5	12			8	40				
07:15		2	8			11	35				
07:30		2	4			14	38				
07:45		3	9	12	33	9	38	42	151	54	184
08:00		1	4			22	36				
08:15		2	1			20	38				
08:30		4	3			12	36				
08:45		3	8	10	16	22	26	76	136	86	152
09:00		4	4			34	32				
09:15		3	4			24	25				
09:30		1	4			22	32				
09:45		4	4	12	16	31	39	111	128	123	144
10:00		2	3			42	20				
10:15		10	4			50	22				
10:30		6	6			28	27				
10:45		2	6	20	19	46	24	166	93	186	112
11:00		1	5			37	28				
11:15		5	2			50	18				
11:30		8	8			46	15				
11:45		4	2	18	17	45	13	178	74	196	91
Total		154	312			1045	2031			1199	2343
Percent		33.0%	67.0%			34.0%	66.0%			33.9%	66.1%

Accurate Counts
978-664-2565

Location : Main Street
Location : East of Ames Street
City/State: Cambridge, MA

LG038C02

Start Time	13-May-13 Mon	WB		Hour Totals		EB		Hour Totals		Combined Totals	
		Morning	Afternoon	Morning	Afternoon	Morning	Afternoon	Morning	Afternoon	Morning	Afternoon
12:00		4	18			12	85				
12:15		1	30			10	61				
12:30		2	22			12	72				
12:45		2	26	9	96	4	70	38	288	47	384
01:00		0	13			12	52				
01:15		1	16			8	72				
01:30		1	20			9	56				
01:45		1	20	3	69	7	86	36	266	39	335
02:00		0	24			6	71				
02:15		1	24			10	83				
02:30		0	15			0	84				
02:45		1	16	2	79	1	89	17	327	19	406
03:00		0	10			4	78				
03:15		0	22			2	105				
03:30		0	20			4	72				
03:45		1	22	1	74	3	83	13	338	14	412
04:00		3	27			8	84				
04:15		1	32			5	90				
04:30		4	28			5	92				
04:45		4	34	12	121	17	101	35	367	47	488
05:00		2	30			10	76				
05:15		0	32			10	91				
05:30		4	38			26	93				
05:45		12	43	18	143	20	92	66	352	84	495
06:00		8	41			26	92				
06:15		6	36			33	98				
06:30		10	32			32	70				
06:45		20	35	44	144	36	67	127	327	171	471
07:00		14	21			54	70				
07:15		16	21			60	54				
07:30		14	16			52	62				
07:45		16	22	60	80	57	44	223	230	283	310
08:00		16	16			80	51				
08:15		30	22			70	62				
08:30		18	14			54	44				
08:45		21	16	85	68	53	44	257	201	342	269
09:00		24	20			85	44				
09:15		16	13			78	50				
09:30		18	8			78	44				
09:45		25	15	83	56	83	40	324	178	407	234
10:00		18	9			88	40				
10:15		28	4			82	31				
10:30		21	6			70	32				
10:45		18	3	85	22	70	28	310	131	395	153
11:00		21	10			78	28				
11:15		20	6			68	28				
11:30		18	3			71	22				
11:45		20	4	79	23	60	16	277	94	356	117
Total		481	975			1723	3099			2204	4074
Percent		33.0%	67.0%			35.7%	64.3%			35.1%	64.9%

Accurate Counts
978-664-2565

Location : Main Street
Location : East of Ames Street
City/State: Cambridge, MA

LG038C02

Start Time	14-May-13 Tue	WB		Hour Totals		EB		Hour Totals		Combined Totals	
		Morning	Afternoon	Morning	Afternoon	Morning	Afternoon	Morning	Afternoon	Morning	Afternoon
12:00		6	28			24	76				
12:15		8	19			9	66				
12:30		1	15			12	68				
12:45		0	24	15	86	17	80	62	290	77	376
01:00		2	22			20	94				
01:15		0	30			5	82				
01:30		0	30			14	81				
01:45		1	24	3	106	8	84	47	341	50	447
02:00		2	20			6	83				
02:15		0	37			4	92				
02:30		0	16			6	89				
02:45		1	19	3	92	7	98	23	362	26	454
03:00		0	22			5	90				
03:15		2	25			5	112				
03:30		0	15			6	118				
03:45		2	24	4	86	4	95	20	415	24	501
04:00		2	18			6	87				
04:15		0	36			3	96				
04:30		4	36			6	84				
04:45		5	36	11	126	10	86	25	353	36	479
05:00		2	32			7	108				
05:15		2	38			17	113				
05:30		1	48			10	103				
05:45		0	30	5	148	13	88	47	412	52	560
06:00		6	41			23	98				
06:15		7	41			20	102				
06:30		14	29			32	81				
06:45		23	42	50	153	34	75	109	356	159	509
07:00		25	28			53	56				
07:15		22	24			66	64				
07:30		21	28			58	46				
07:45		15	18	83	98	70	52	247	218	330	316
08:00		24	15			80	45				
08:15		18	14			71	44				
08:30		24	16			112	38				
08:45		21	12	87	57	94	58	357	185	444	242
09:00		34	10			86	44				
09:15		24	11			66	66				
09:30		29	6			85	42				
09:45		27	9	114	36	112	38	349	190	463	226
10:00		24	6			76	50				
10:15		24	12			80	32				
10:30		10	7			76	24				
10:45		14	10	72	35	86	22	318	128	390	163
11:00		18	9			74	36				
11:15		24	11			63	30				
11:30		28	4			74	30				
11:45		26	5	96	29	78	22	289	118	385	147
Total		543	1052			1893	3368			2436	4420
Percent		34.0%	66.0%			36.0%	64.0%			35.5%	64.5%

Accurate Counts
978-664-2565

Location : Main Street
Location : East of Ames Street
City/State: Cambridge, MA

LG038C02

Start Time	15-May-13 Wed	WB		Hour Totals		EB		Hour Totals		Combined Totals	
		Morning	Afternoon	Morning	Afternoon	Morning	Afternoon	Morning	Afternoon	Morning	Afternoon
12:00		4	26			26	68				
12:15		2	33			20	84				
12:30		7	23			14	80				
12:45		3	22	16	104	12	83	72	315	88	419
01:00		6	28			14	70				
01:15		6	28			8	92				
01:30		1	32			16	93				
01:45		2	24	15	112	6	70	44	325	59	437
02:00		2	20			6	87				
02:15		1	31			13	74				
02:30		1	46			4	88				
02:45		1	20	5	117	4	117	27	366	32	483
03:00		0	18			5	92				
03:15		0	26			4	102				
03:30		1	26			4	96				
03:45		2	21	3	91	2	108	15	398	18	489
04:00		3	23			6	96				
04:15		2	22			9	90				
04:30		2	30			6	104				
04:45		4	26	11	101	6	101	27	391	38	492
05:00		2	23			14	94				
05:15		2	40			14	117				
05:30		1	34			24	96				
05:45		3	35	8	132	8	78	60	385	68	517
06:00		4	26			20	102				
06:15		7	27			34	92				
06:30		16	24			21	90				
06:45		18	29	45	106	44	94	119	378	164	484
07:00		18	27			58	83				
07:15		25	32			68	62				
07:30		14	26			52	55				
07:45		26	30	83	115	76	58	254	258	337	373
08:00		22	16			86	64				
08:15		23	12			88	59				
08:30		20	16			78	50				
08:45		17	6	82	50	87	54	339	227	421	277
09:00		38	15			87	50				
09:15		22	14			70	56				
09:30		13	13			79	45				
09:45		26	12	99	54	75	45	311	196	410	250
10:00		28	11			90	44				
10:15		20	12			76	50				
10:30		17	6			61	36				
10:45		18	8	83	37	79	38	306	168	389	205
11:00		26	10			68	30				
11:15		32	7			66	31				
11:30		11	12			89	31				
11:45		19	9	88	38	82	20	305	112	393	150
Total		538	1057			1879	3519			2417	4576
Percent		33.7%	66.3%			34.8%	65.2%			34.6%	65.4%

Accurate Counts
978-664-2565

Location : Main Street
Location : East of Ames Street
City/State: Cambridge, MA

LG038C02

Start Time	16-May-13 Thu	WB		Hour Totals		EB		Hour Totals		Combined Totals	
		Morning	Afternoon	Morning	Afternoon	Morning	Afternoon	Morning	Afternoon	Morning	Afternoon
12:00		4	22			30	71				
12:15		6	20			25	81				
12:30		12	14			22	64				
12:45		1	23	23	79	16	68	93	284	116	363
01:00		4	24			18	87				
01:15		2	22			18	78				
01:30		2	16			24	81				
01:45		1	23	9	85	11	78	71	324	80	409
02:00		1	25			8	88				
02:15		3	34			9	96				
02:30		1	16			8	104				
02:45		0	20	5	95	5	107	30	395	35	490
03:00		0	24			8	77				
03:15		2	14			5	88				
03:30		2	15			5	108				
03:45		1	18	5	71	6	102	24	375	29	446
04:00		1	20			4	75				
04:15		0	23			11	112				
04:30		3	32			5	97				
04:45		2	22	6	97	3	100	23	384	29	481
05:00		2	24			9	89				
05:15		2	27			10	106				
05:30		2	22			19	91				
05:45		6	26	12	99	16	94	54	380	66	479
06:00		8	32			26	94				
06:15		10	40			20	110				
06:30		22	12			31	100				
06:45		15	26	55	110	36	97	113	401	168	511
07:00		26	34			57	74				
07:15		21	28			68	65				
07:30		14	20			52	64				
07:45		26	26	87	108	74	42	251	245	338	353
08:00		27	14			74	44				
08:15		26	15			69	50				
08:30		22	16			82	49				
08:45		22	14	97	59	81	43	306	186	403	245
09:00		18	12			84	54				
09:15		18	16			70	41				
09:30		10	10			92	51				
09:45		24	7	70	45	87	62	333	208	403	253
10:00		16	8			83	56				
10:15		19	18			73	46				
10:30		18	13			75	44				
10:45		18	7	71	46	74	46	305	192	376	238
11:00		18	8			66	38				
11:15		16	10			74	36				
11:30		20	8			74	48				
11:45		19	10	73	36	83	26	297	148	370	184
Total		513	930			1900	3522			2413	4452
Percent		35.6%	64.4%			35.0%	65.0%			35.1%	64.9%

Accurate Counts
978-664-2565

Location : Main Street
Location : East of Ames Street
City/State: Cambridge, MA

LG038C02

Start Time	17-May-13 Fri	WB		Hour Totals		EB		Hour Totals		Combined Totals	
		Morning	Afternoon	Morning	Afternoon	Morning	Afternoon	Morning	Afternoon	Morning	Afternoon
12:00		13	13			38	66				
12:15		6	21			32	88				
12:30		5	12			16	68				
12:45		6	17	30	63	23	76	109	298	139	361
01:00		1	21			26	77				
01:15		6	19			21	58				
01:30		4	15			14	60				
01:45		2	14	13	69	25	84	86	279	99	348
02:00		4	14			17	90				
02:15		0	14			19	96				
02:30		2	25			13	85				
02:45		2	20	8	73	17	95	66	366	74	439
03:00		1	21			12	80				
03:15		4	22			8	106				
03:30		2	34			11	138				
03:45		5	24	12	101	6	94	37	418	49	519
04:00		2	25			5	88				
04:15		1	28			10	98				
04:30		3	40			7	95				
04:45		1	22	7	115	12	92	34	373	41	488
05:00		7	19			14	106				
05:15		8	38			18	108				
05:30		9	34			17	96				
05:45		8	28	32	119	22	84	71	394	103	513
06:00		11	32			25	76				
06:15		6	40			26	74				
06:30		18	30			28	81				
06:45		10	40	45	142	37	73	116	304	161	446
07:00		20	27			46	66				
07:15		26	8			56	62				
07:30		16	26			70	67				
07:45		18	16	80	77	70	43	242	238	322	315
08:00		23	14			64	53				
08:15		16	18			58	63				
08:30		22	13			62	46				
08:45		22	10	83	55	86	53	270	215	353	270
09:00		21	22			74	58				
09:15		22	14			70	37				
09:30		17	8			86	42				
09:45		21	8	81	52	91	49	321	186	402	238
10:00		25	13			74	49				
10:15		16	18			56	41				
10:30		15	12			58	54				
10:45		22	12	78	55	92	50	280	194	358	249
11:00		16	8			70	51				
11:15		16	6			78	49				
11:30		20	16			64	24				
11:45		18	9	70	39	84	28	296	152	366	191
Total		539	960			1928	3417			2467	4377
Percent		36.0%	64.0%			36.1%	63.9%			36.0%	64.0%

Accurate Counts

978-664-2565

Location : Main Street
 Location : East of Ames Street
 City/State: Cambridge, MA

LG038C02

Start Time	06-May-13		Tue		Wed		Thu		Fri		Sat		Sun		Week Average		
	WB	EB	WB	EB	WB	EB	WB	EB	WB	EB	WB	EB	WB	EB	WB	EB	
12:00 AM	*	*	*	*	*	*	*	*	*	*	37	124	33	129	35	126	
01:00	*	*	*	*	*	*	*	*	*	*	15	99	14	107	14	103	
02:00	*	*	*	*	*	*	*	*	*	*	11	100	11	120	11	110	
03:00	*	*	*	*	*	*	*	*	*	*	6	33	3	28	4	30	
04:00	*	*	*	*	*	*	*	*	*	*	3	19	4	25	4	22	
05:00	*	*	*	*	*	*	*	*	*	*	9	42	6	26	8	34	
06:00	*	*	*	*	*	*	*	*	*	*	27	74	11	37	19	56	
07:00	*	*	*	*	*	*	*	*	*	*	9	124	12	42	10	83	
08:00	*	*	*	*	*	*	*	*	*	*	1	146	10	76	6	111	
09:00	*	*	*	*	*	*	*	*	*	*	0	171	12	111	6	141	
10:00	*	*	*	*	*	*	*	*	*	77	277	2	220	33	221		
11:00	*	*	*	*	*	*	*	*	*	96	322	5	211	40	237		
12:00 PM	*	*	*	*	*	*	*	*	*	75	323	3	218	35	245		
01:00	*	*	*	*	*	*	*	*	*	85	329	16	228	40	267		
02:00	*	*	*	*	*	*	*	*	*	109	379	38	258	60	283		
03:00	*	*	*	*	*	*	*	*	*	79	372	34	277	48	294		
04:00	*	*	*	*	*	*	*	*	*	120	389	52	260	68	287		
05:00	*	*	*	*	*	*	*	*	*	135	371	48	258	72	277		
06:00	*	*	*	*	*	*	*	*	*	112	356	48	275	65	262		
07:00	*	*	*	*	*	*	*	*	*	82	272	48	294	54	239		
08:00	*	*	*	*	*	*	*	*	*	51	234	45	313	37	228		
09:00	*	*	*	*	*	*	*	*	*	43	176	57	209	39	171		
10:00	*	*	*	*	*	*	*	*	*	44	185	49	164	37	147		
11:00	*	*	*	*	*	*	*	*	*	26	157	35	194	26	142		
Lane	0	0	0	0	0	0	0	0	0	1134	4142	598	4311	771	4116		
Day	0	0	0	0	0	0	0	0	0	5276	5276	4909	4909	3542	3542	4887	4887
AM Peak	-	-	-	-	-	-	-	-	-	11:00	11:00	00:00	10:00	00:00	11:00	11:00	11:00
Vol.	-	-	-	-	-	-	-	-	-	96	322	37	220	33	178	40	237
PM Peak	-	-	-	-	-	-	-	-	-	17:00	16:00	21:00	20:00	18:00	13:00	17:00	15:00
Vol.	-	-	-	-	-	-	-	-	-	135	389	57	313	36	245	72	294

Accurate Counts

978-664-2565

Location : Main Street
 Location : East of Ames Street
 City/State: Cambridge, MA

LG038C02

Start Time	13-May-13		Tue		Wed		Thu		Fri		Sat		Sun		Week Average	
	WB	EB	WB	EB	WB	EB	WB	EB	WB	EB	WB	EB	WB	EB	WB	EB
12:00 AM	9	38	15	62	16	72	23	93	30	109	39	126	*	*	22	83
01:00	3	36	3	47	15	44	9	71	13	86	24	122	*	*	11	68
02:00	2	17	3	23	5	27	5	30	8	66	8	98	*	*	5	44
03:00	1	13	4	20	3	15	5	24	12	37	11	44	*	*	6	26
04:00	12	35	11	25	11	27	6	23	7	34	3	20	*	*	8	27
05:00	18	66	5	47	8	60	12	54	32	71	11	39	*	*	14	56
06:00	44	127	50	109	45	119	55	113	45	116	17	71	*	*	43	109
07:00	60	223	83	247	83	254	87	251	80	242	26	91	*	*	70	218
08:00	85	257	87	357	82	339	97	306	83	270	22	142	*	*	76	278
09:00	83	324	114	349	99	311	70	333	81	321	20	174	*	*	78	302
10:00	85	310	72	318	83	306	71	305	78	280	43	172	*	*	72	282
11:00	79	277	96	289	88	305	73	297	70	296	48	183	*	*	76	274
12:00 PM	96	288	86	290	104	315	79	284	63	298	50	222	*	*	80	283
01:00	69	266	106	341	112	325	85	324	69	279	48	261	*	*	82	299
02:00	79	327	92	362	117	366	95	395	73	366	54	256	*	*	85	345
03:00	74	338	86	415	91	398	71	375	101	418	57	222	*	*	80	361
04:00	121	367	126	353	101	391	97	384	115	373	52	207	*	*	102	346
05:00	143	352	148	412	132	385	99	380	119	394	68	234	*	*	118	360
06:00	144	327	153	356	106	378	110	401	142	304	64	180	*	*	120	324
07:00	80	230	98	218	115	258	108	245	77	238	72	196	*	*	92	231
08:00	68	201	57	185	50	227	59	186	55	215	51	194	*	*	57	201
09:00	56	178	36	190	54	196	45	208	52	186	35	177	*	*	46	189
10:00	22	131	35	128	37	168	46	192	55	194	56	201	*	*	42	169
11:00	23	94	29	118	38	112	36	148	39	152	54	168	*	*	36	132
Lane Day	1456	4822	1595	5261	1595	5398	1443	5422	1499	5345	933	3800	0	0	1421	5007
AM Peak	08:00	09:00	09:00	08:00	09:00	08:00	08:00	09:00	08:00	09:00	11:00	11:00	-	-	09:00	09:00
Vol.	85	324	114	357	99	339	97	333	83	321	48	183	-	-	78	302
PM Peak	18:00	16:00	18:00	15:00	17:00	15:00	18:00	18:00	18:00	15:00	19:00	13:00	-	-	18:00	15:00
Vol.	144	367	153	415	132	398	110	401	142	418	72	261	-	-	120	361

Comb. Total	6278	6856	6993	6865	12120	9642	3542	11315
ADT	ADT 5,867	AADT 5,867						

Accurate Counts
978-664-2565

Location : Vassar Street
Location : South of Main Street
City/State: Cambridge, MA

LG038C03

Start Time	10-May-13 Fri	NB		Hour Totals		SB		Hour Totals		Combined Totals	
		Morning	Afternoon	Morning	Afternoon	Morning	Afternoon	Morning	Afternoon	Morning	Afternoon
12:00		*	106			*	86				
12:15		*	104			*	83				
12:30		*	115			*	82				
12:45		*	102	0	427	*	84	0	335	0	762
01:00		*	90			*	70				
01:15		*	117			*	74				
01:30		*	103			*	72				
01:45		*	108	0	418	*	94	0	310	0	728
02:00		*	96			*	78				
02:15		*	101			*	108				
02:30		*	96			*	80				
02:45		*	93	0	386	*	104	0	370	0	756
03:00		*	114			*	133				
03:15		*	78			*	114				
03:30		*	118			*	120				
03:45		*	94	0	404	*	104	0	471	0	875
04:00		*	96			*	96				
04:15		*	110			*	118				
04:30		*	102			*	106				
04:45		*	110	0	418	*	113	0	433	0	851
05:00		*	138			*	110				
05:15		*	126			*	132				
05:30		*	122			*	107				
05:45		*	136	0	522	*	116	0	465	0	987
06:00		*	128			*	110				
06:15		*	117			*	102				
06:30		*	122			*	88				
06:45		*	92	0	459	*	92	0	392	0	851
07:00		*	105			*	84				
07:15		*	86			*	77				
07:30		*	76			*	59				
07:45		*	85	0	352	*	52	0	272	0	624
08:00		*	90			*	48				
08:15		*	70			*	44				
08:30		*	58			*	47				
08:45		*	64	0	282	*	44	0	183	0	465
09:00		128	50			116	37				
09:15		118	44			96	44				
09:30		126	39			102	38				
09:45		112	44	484	177	112	44	426	163	910	340
10:00		94	41			91	38				
10:15		95	36			70	34				
10:30		94	51			82	40				
10:45		87	41	370	169	88	36	331	148	701	317
11:00		86	43			90	34				
11:15		82	27			84	20				
11:30		103	32			90	22				
11:45		109	28	380	130	117	35	381	111	761	241
Total		1234	4144			1138	3653			2372	7797
Percent		22.9%	77.1%			23.8%	76.2%			23.3%	76.7%

Accurate Counts
978-664-2565

Location : Vassar Street
Location : South of Main Street
City/State: Cambridge, MA

LG038C03

Start Time	11-May-13 Sat	NB		Hour Totals		SB		Hour Totals		Combined Totals	
		Morning	Afternoon	Morning	Afternoon	Morning	Afternoon	Morning	Afternoon	Morning	Afternoon
12:00		50	52			17	50				
12:15		22	59			16	60				
12:30		21	57			13	49				
12:45		17	57	110	225	18	68	64	227	174	452
01:00		16	58			14	54				
01:15		16	44			7	58				
01:30		10	64			7	60				
01:45		20	72	62	238	16	67	44	239	106	477
02:00		27	69			8	62				
02:15		10	47			9	66				
02:30		18	44			12	64				
02:45		13	62	68	222	10	55	39	247	107	469
03:00		21	52			10	62				
03:15		12	61			4	70				
03:30		10	60			6	53				
03:45		10	58	53	231	4	56	24	241	77	472
04:00		4	66			4	37				
04:15		5	56			5	52				
04:30		4	42			10	46				
04:45		8	54	21	218	8	41	27	176	48	394
05:00		2	42			9	40				
05:15		14	58			12	42				
05:30		27	66			12	38				
05:45		27	65	70	231	27	60	60	180	130	411
06:00		9	60			16	28				
06:15		21	76			17	36				
06:30		24	57			20	47				
06:45		21	44	75	237	24	44	77	155	152	392
07:00		14	49			30	36				
07:15		23	50			28	43				
07:30		30	62			21	45				
07:45		34	54	101	215	18	36	97	160	198	375
08:00		25	48			24	36				
08:15		30	51			28	38				
08:30		26	62			39	34				
08:45		35	36	116	197	42	28	133	136	249	333
09:00		31	30			37	18				
09:15		43	38			34	38				
09:30		37	26			34	32				
09:45		58	42	169	136	42	26	147	114	316	250
10:00		51	30			40	16				
10:15		52	25			38	14				
10:30		48	38			52	42				
10:45		46	33	197	126	40	31	170	103	367	229
11:00		53	41			50	26				
11:15		52	23			46	21				
11:30		50	30			50	26				
11:45		52	31	207	125	51	20	197	93	404	218
Total		1249	2401			1079	2071			2328	4472
Percent		34.2%	65.8%			34.3%	65.7%			34.2%	65.8%

Accurate Counts
978-664-2565

Location : Vassar Street
Location : South of Main Street
City/State: Cambridge, MA

LG038C03

Start Time	12-May-13 Sun	NB		Hour Totals		SB		Hour Totals		Combined Totals	
		Morning	Afternoon	Morning	Afternoon	Morning	Afternoon	Morning	Afternoon	Morning	Afternoon
12:00		13	50			26	59				
12:15		34	42			18	49				
12:30		22	50			14	50				
12:45		19	56	88	198	10	63	68	221	156	419
01:00		15	47			8	54				
01:15		20	55			15	66				
01:30		14	40			10	50				
01:45		16	53	65	195	11	41	44	211	109	406
02:00		20	48			7	48				
02:15		20	45			11	58				
02:30		14	54			8	43				
02:45		17	62	71	209	12	42	38	191	109	400
03:00		8	61			8	46				
03:15		12	52			4	52				
03:30		7	49			6	52				
03:45		2	68	29	230	7	49	25	199	54	429
04:00		14	47			4	48				
04:15		12	46			7	42				
04:30		4	39			4	34				
04:45		1	35	31	167	2	44	17	168	48	335
05:00		9	42			6	36				
05:15		6	50			4	36				
05:30		6	48			8	38				
05:45		6	58	27	198	12	38	30	148	57	346
06:00		6	48			8	45				
06:15		8	59			4	38				
06:30		9	48			10	32				
06:45		6	46	29	201	13	35	35	150	64	351
07:00		14	46			7	38				
07:15		24	36			8	28				
07:30		14	36			10	28				
07:45		8	43	60	161	17	34	42	128	102	289
08:00		25	27			16	30				
08:15		16	46			13	28				
08:30		17	38			9	25				
08:45		27	28	85	139	32	20	70	103	155	242
09:00		25	26			19	22				
09:15		28	28			26	18				
09:30		22	34			24	22				
09:45		34	24	109	112	30	16	99	78	208	190
10:00		34	30			24	20				
10:15		43	17			28	14				
10:30		41	25			42	25				
10:45		38	28	156	100	37	36	131	95	287	195
11:00		31	21			41	25				
11:15		42	28			40	12				
11:30		46	24			38	17				
11:45		38	16	157	89	48	18	167	72	324	161
Total		907	1999			766	1764			1673	3763
Percent		31.2%	68.8%			30.3%	69.7%			30.8%	69.2%

Accurate Counts
978-664-2565

Location : Vassar Street
Location : South of Main Street
City/State: Cambridge, MA

LG038C03

Start Time	13-May-13 Mon	NB		Hour Totals		SB		Hour Totals		Combined Totals	
		Morning	Afternoon	Morning	Afternoon	Morning	Afternoon	Morning	Afternoon	Morning	Afternoon
12:00		14	94			11	82				
12:15		11	81			14	65				
12:30		10	72			7	77				
12:45		5	80	40	327	8	62	40	286	80	613
01:00		12	77			3	68				
01:15		6	67			6	70				
01:30		13	86			4	58				
01:45		6	80	37	310	4	78	17	274	54	584
02:00		8	72			3	72				
02:15		3	94			4	74				
02:30		5	77			3	85				
02:45		4	96	20	339	5	74	15	305	35	644
03:00		6	108			3	91				
03:15		0	79			1	104				
03:30		3	116			2	80				
03:45		4	100	13	403	8	86	14	361	27	764
04:00		4	96			7	96				
04:15		12	99			4	98				
04:30		8	101			16	105				
04:45		18	106	42	402	11	132	38	431	80	833
05:00		30	128			22	98				
05:15		16	148			24	118				
05:30		34	138			36	132				
05:45		38	136	118	550	56	114	138	462	256	1012
06:00		44	128			52	86				
06:15		52	106			61	88				
06:30		64	96			72	70				
06:45		58	86	218	416	102	74	287	318	505	734
07:00		106	76			84	60				
07:15		93	76			88	59				
07:30		108	70			100	50				
07:45		112	58	419	280	128	51	400	220	819	500
08:00		134	69			98	30				
08:15		120	61			112	50				
08:30		129	54			113	36				
08:45		134	49	517	233	140	39	463	155	980	388
09:00		132	52			121	30				
09:15		156	54			102	29				
09:30		110	32			116	42				
09:45		118	34	516	172	88	38	427	139	943	311
10:00		102	30			80	36				
10:15		88	38			75	37				
10:30		100	37			78	38				
10:45		100	32	390	137	66	50	299	161	689	298
11:00		78	30			68	26				
11:15		85	24			62	12				
11:30		76	28			65	9				
11:45		75	21	314	103	60	16	255	63	569	166
Total		2644	3672			2393	3175			5037	6847
Percent		41.9%	58.1%			43.0%	57.0%			42.4%	57.6%

Accurate Counts
978-664-2565

Location : Vassar Street
Location : South of Main Street
City/State: Cambridge, MA

LG038C03

Start Time	14-May-13 Tue	NB		Hour Totals		SB		Hour Totals		Combined Totals	
		Morning	Afternoon	Morning	Afternoon	Morning	Afternoon	Morning	Afternoon	Morning	Afternoon
12:00		28	82			14	90				
12:15		15	80			6	58				
12:30		13	79			8	83				
12:45		6	97	62	338	6	76	34	307	96	645
01:00		10	94			6	76				
01:15		14	97			10	74				
01:30		15	72			4	72				
01:45		10	92	49	355	10	82	30	304	79	659
02:00		18	86			7	98				
02:15		4	90			1	90				
02:30		7	87			4	101				
02:45		8	96	37	359	5	84	17	373	54	732
03:00		10	104			8	106				
03:15		4	94			4	110				
03:30		4	107			2	94				
03:45		8	94	26	399	6	83	20	393	46	792
04:00		5	110			7	99				
04:15		4	105			4	96				
04:30		6	102			6	100				
04:45		8	113	23	430	16	115	33	410	56	840
05:00		13	131			12	120				
05:15		20	143			28	117				
05:30		28	130			36	112				
05:45		48	148	109	552	45	96	121	445	230	997
06:00		50	132			64	102				
06:15		63	113			64	95				
06:30		52	116			72	87				
06:45		92	112	257	473	110	82	310	366	567	839
07:00		114	77			89	70				
07:15		110	92			110	58				
07:30		102	60			104	49				
07:45		114	72	440	301	112	61	415	238	855	539
08:00		144	55			126	43				
08:15		149	52			112	42				
08:30		160	64			119	50				
08:45		170	64	623	235	124	41	481	176	1104	411
09:00		154	38			144	50				
09:15		150	50			130	54				
09:30		148	48			128	52				
09:45		128	47	580	183	124	34	526	190	1106	373
10:00		130	51			96	41				
10:15		96	33			84	40				
10:30		94	46			76	40				
10:45		96	42	416	172	92	35	348	156	764	328
11:00		90	38			78	26				
11:15		93	26			82	15				
11:30		78	20			73	9				
11:45		105	24	366	108	87	10	320	60	686	168
Total		2988	3905			2655	3418			5643	7323
Percent		43.3%	56.7%			43.7%	56.3%			43.5%	56.5%

Accurate Counts
978-664-2565

Location : Vassar Street
Location : South of Main Street
City/State: Cambridge, MA

LG038C03

Start Time	15-May-13 Wed	NB		Hour Totals		SB		Hour Totals		Combined Totals	
		Morning	Afternoon	Morning	Afternoon	Morning	Afternoon	Morning	Afternoon	Morning	Afternoon
12:00		33	88			14	108				
12:15		27	84			11	88				
12:30		10	74			11	90				
12:45		15	98	85	344	12	74	48	360	133	704
01:00		13	84			8	80				
01:15		8	93			11	74				
01:30		13	84			4	82				
01:45		8	103	42	364	8	91	31	327	73	691
02:00		18	93			8	97				
02:15		6	104			5	84				
02:30		7	84			4	108				
02:45		8	72	39	353	10	94	27	383	66	736
03:00		7	104			4	94				
03:15		6	92			7	104				
03:30		6	111			8	106				
03:45		6	113	25	420	9	115	28	419	53	839
04:00		6	80			6	92				
04:15		6	108			6	114				
04:30		6	124			8	109				
04:45		12	143	30	455	6	107	26	422	56	877
05:00		12	124			19	134				
05:15		21	124			21	126				
05:30		36	128			41	115				
05:45		45	141	114	517	62	112	143	487	257	1004
06:00		42	123			44	104				
06:15		50	108			66	101				
06:30		64	126			89	115				
06:45		72	112	228	469	72	94	271	414	499	883
07:00		112	96			100	92				
07:15		92	103			106	65				
07:30		102	75			104	86				
07:45		120	68	426	342	135	58	445	301	871	643
08:00		118	62			119	46				
08:15		128	52			116	39				
08:30		141	60			108	42				
08:45		173	58	560	232	151	33	494	160	1054	392
09:00		133	60			148	54				
09:15		113	60			141	46				
09:30		128	50			122	52				
09:45		110	42	484	212	98	40	509	192	993	404
10:00		128	40			108	30				
10:15		108	36			96	32				
10:30		96	34			84	32				
10:45		90	46	422	156	81	33	369	127	791	283
11:00		84	37			82	44				
11:15		87	30			82	20				
11:30		92	30			83	17				
11:45		104	20	367	117	94	19	341	100	708	217
Total		2822	3981			2732	3692			5554	7673
Percent		41.5%	58.5%			42.5%	57.5%			42.0%	58.0%

Accurate Counts
978-664-2565

Location : Vassar Street
Location : South of Main Street
City/State: Cambridge, MA

LG038C03

Start Time	16-May-13 Thu	NB		Hour Totals		SB		Hour Totals		Combined Totals	
		Morning	Afternoon	Morning	Afternoon	Morning	Afternoon	Morning	Afternoon	Morning	Afternoon
12:00		35	116			24	92				
12:15		21	82			10	80				
12:30		12	80			9	76				
12:45		17	84	85	362	6	73	49	321	134	683
01:00		14	96			7	76				
01:15		20	91			8	88				
01:30		19	88			7	76				
01:45		7	77	60	352	5	84	27	324	87	676
02:00		14	98			2	86				
02:15		10	97			4	96				
02:30		6	105			4	103				
02:45		4	98	34	398	6	88	16	373	50	771
03:00		6	98			2	104				
03:15		12	94			5	112				
03:30		6	124			6	104				
03:45		9	112	33	428	4	91	17	411	50	839
04:00		8	94			8	92				
04:15		12	110			6	115				
04:30		8	103			6	113				
04:45		16	116	44	423	14	107	34	427	78	850
05:00		10	119			16	122				
05:15		8	164			26	128				
05:30		28	151			30	120				
05:45		42	136	88	570	46	98	118	468	206	1038
06:00		52	129			70	96				
06:15		50	136			63	92				
06:30		70	106			74	80				
06:45		68	118	240	489	93	76	300	344	540	833
07:00		104	98			92	64				
07:15		100	96			110	78				
07:30		98	92			89	60				
07:45		103	74	405	360	106	54	397	256	802	616
08:00		118	64			119	42				
08:15		142	57			121	48				
08:30		142	56			120	38				
08:45		137	60	539	237	125	54	485	182	1024	419
09:00		132	44			140	49				
09:15		144	62			137	46				
09:30		130	42			112	66				
09:45		137	48	543	196	114	28	503	189	1046	385
10:00		128	58			100	46				
10:15		106	38			80	34				
10:30		107	44			82	34				
10:45		92	41	433	181	88	38	350	152	783	333
11:00		92	30			70	40				
11:15		106	37			100	18				
11:30		87	25			66	20				
11:45		122	31	407	123	100	26	336	104	743	227
Total		2911	4119			2632	3551			5543	7670
Percent		41.4%	58.6%			42.6%	57.4%			42.0%	58.0%

Accurate Counts
978-664-2565

Location : Vassar Street
Location : South of Main Street
City/State: Cambridge, MA

LG038C03

Start Time	17-May-13 Fri	NB		Hour Totals		SB		Hour Totals		Combined Totals	
		Morning	Afternoon	Morning	Afternoon	Morning	Afternoon	Morning	Afternoon	Morning	Afternoon
12:00		37	109			20	76				
12:15		30	78			12	108				
12:30		16	102			11	76				
12:45		11	108	94	397	10	85	53	345	147	742
01:00		13	101			5	78				
01:15		12	82			10	74				
01:30		16	91			12	70				
01:45		8	94	49	368	6	93	33	315	82	683
02:00		12	104			9	88				
02:15		11	100			7	100				
02:30		14	90			3	112				
02:45		10	104	47	398	3	100	22	400	69	798
03:00		9	96			8	82				
03:15		9	117			4	104				
03:30		8	104			8	104				
03:45		4	102	30	419	6	106	26	396	56	815
04:00		13	107			8	97				
04:15		6	88			18	86				
04:30		9	108			6	90				
04:45		14	88	42	391	16	80	48	353	90	744
05:00		16	123			16	111				
05:15		18	134			18	116				
05:30		27	137			37	104				
05:45		48	104	109	498	44	103	115	434	224	932
06:00		33	98			52	79				
06:15		56	92			56	95				
06:30		44	108			76	68				
06:45		78	86	211	384	81	65	265	307	476	691
07:00		80	80			92	88				
07:15		95	60			86	60				
07:30		95	76			93	64				
07:45		104	72	374	288	118	42	389	254	763	542
08:00		127	70			98	49				
08:15		139	72			117	51				
08:30		106	54			129	26				
08:45		129	50	501	246	110	37	454	163	955	409
09:00		132	60			116	34				
09:15		140	38			114	48				
09:30		116	38			94	46				
09:45		114	49	502	185	112	38	436	166	938	351
10:00		124	35			71	40				
10:15		132	36			54	28				
10:30		88	52			74	46				
10:45		96	42	440	165	86	42	285	156	725	321
11:00		94	34			71	30				
11:15		90	39			64	22				
11:30		81	30			86	28				
11:45		110	25	375	128	86	22	307	102	682	230
Total		2774	3867			2433	3391			5207	7258
Percent		41.8%	58.2%			41.8%	58.2%			41.8%	58.2%

Accurate Counts
978-664-2565

Location : Vassar Street
Location : South of Main Street
City/State: Cambridge, MA

LG038C03

Start Time	18-May-13 Sat	NB		Hour Totals		SB		Hour Totals		Combined Totals	
		Morning	Afternoon	Morning	Afternoon	Morning	Afternoon	Morning	Afternoon	Morning	Afternoon
12:00		33	62			16	58				
12:15		37	71			19	45				
12:30		13	52			15	60				
12:45		20	46	103	231	10	53	60	216	163	447
01:00		14	58			18	46				
01:15		20	76			10	52				
01:30		18	70			17	51				
01:45		16	64	68	268	9	58	54	207	122	475
02:00		13	47			16	52				
02:15		25	58			5	47				
02:30		15	66			14	65				
02:45		7	54	60	225	6	67	41	231	101	456
03:00		11	58			13	56				
03:15		10	66			9	50				
03:30		6	48			3	48				
03:45		3	67	30	239	4	52	29	206	59	445
04:00		4	47			6	50				
04:15		1	70			4	64				
04:30		8	58			8	48				
04:45		7	57	20	232	4	48	22	210	42	442
05:00		4	55			8	50				
05:15		12	73			4	42				
05:30		12	72			14	52				
05:45		24	70	52	270	19	52	45	196	97	466
06:00		20	56			14	46				
06:15		25	56			26	42				
06:30		18	48			20	48				
06:45		22	54	85	214	31	38	91	174	176	388
07:00		32	54			23	35				
07:15		30	54			31	42				
07:30		18	48			19	36				
07:45		28	50	108	206	18	50	91	163	199	369
08:00		29	56			40	32				
08:15		44	40			26	26				
08:30		44	34			24	44				
08:45		42	40	159	170	38	28	128	130	287	300
09:00		36	30			32	26				
09:15		45	53			35	34				
09:30		40	47			36	24				
09:45		54	26	175	156	43	24	146	108	321	264
10:00		50	39			41	38				
10:15		41	36			58	41				
10:30		52	36			49	24				
10:45		108	40	251	151	50	41	198	144	449	295
11:00		38	39			46	34				
11:15		54	26			34	30				
11:30		40	34			50	26				
11:45		72	28	204	127	48	22	178	112	382	239
Total		1315	2489			1083	2097			2398	4586
Percent		34.6%	65.4%			34.1%	65.9%			34.3%	65.7%

Accurate Counts

978-664-2565

Location : Vassar Street
 Location : South of Main Street
 City/State: Cambridge, MA

LG038C03

Start Time	06-May-13		Tue		Wed		Thu		Fri		Sat		Sun		Week Average			
	NB	SB	NB	SB	NB	SB	NB	SB	NB	SB	NB	SB	NB	SB	NB	SB		
12:00 AM	*	*	*	*	*	*	*	*	*	*	*	110	64	88	68	99	66	
01:00	*	*	*	*	*	*	*	*	*	*	*	62	44	65	44	64	44	
02:00	*	*	*	*	*	*	*	*	*	*	*	68	39	71	38	70	38	
03:00	*	*	*	*	*	*	*	*	*	*	*	53	24	29	25	41	24	
04:00	*	*	*	*	*	*	*	*	*	*	*	21	27	31	17	26	22	
05:00	*	*	*	*	*	*	*	*	*	*	*	70	60	27	30	48	45	
06:00	*	*	*	*	*	*	*	*	*	*	*	75	77	29	35	52	56	
07:00	*	*	*	*	*	*	*	*	*	*	*	101	97	60	42	80	70	
08:00	*	*	*	*	*	*	*	*	*	*	*	116	133	85	70	100	102	
09:00	*	*	*	*	*	*	*	*	*	*	484	426	169	147	109	99	254	224
10:00	*	*	*	*	*	*	*	*	*	*	370	331	197	170	156	131	241	211
11:00	*	*	*	*	*	*	*	*	*	*	380	381	207	197	157	167	248	248
12:00 PM	*	*	*	*	*	*	*	*	*	*	427	335	225	227	198	221	283	261
01:00	*	*	*	*	*	*	*	*	*	*	418	310	238	239	195	211	284	253
02:00	*	*	*	*	*	*	*	*	*	*	386	370	222	247	209	191	272	269
03:00	*	*	*	*	*	*	*	*	*	*	404	471	231	241	230	199	288	304
04:00	*	*	*	*	*	*	*	*	*	*	418	433	218	176	167	168	268	259
05:00	*	*	*	*	*	*	*	*	*	*	522	465	231	180	198	148	317	264
06:00	*	*	*	*	*	*	*	*	*	*	459	392	237	155	201	150	299	232
07:00	*	*	*	*	*	*	*	*	*	*	352	272	215	160	161	128	243	187
08:00	*	*	*	*	*	*	*	*	*	*	282	183	197	136	139	103	206	141
09:00	*	*	*	*	*	*	*	*	*	*	177	163	136	114	112	78	142	118
10:00	*	*	*	*	*	*	*	*	*	*	169	148	126	103	100	95	132	115
11:00	*	*	*	*	*	*	*	*	*	*	130	111	125	93	89	72	115	92
Lane	0	0	0	0	0	0	0	0	0	0	0	0	0	0	0	0	0	0
Day	0	0	0	0	0	0	0	0	0	10169	4791	3650	3150	2906	2530	4172	3645	
AM Peak	-	-	-	-	-	-	-	-	-	09:00	09:00	11:00	11:00	11:00	11:00	09:00	11:00	
Vol.	-	-	-	-	-	-	-	-	-	484	426	207	197	157	167	254	248	
PM Peak	-	-	-	-	-	-	-	-	-	17:00	15:00	13:00	14:00	15:00	12:00	17:00	15:00	
Vol.	-	-	-	-	-	-	-	-	-	522	471	238	247	230	221	317	304	

Accurate Counts

978-664-2565

Location : Vassar Street
 Location : South of Main Street
 City/State: Cambridge, MA

LG038C03

Start Time	13-May-13		Tue		Wed		Thu		Fri		Sat		Sun		Week Average	
	NB	SB	NB	SB	NB	SB	NB	SB	NB	SB	NB	SB	NB	SB	NB	SB
12:00 AM	40	40	62	34	85	48	85	49	94	53	103	60	78	61	78	49
01:00	37	17	49	30	42	31	60	27	49	33	68	54	67	50	53	35
02:00	20	15	37	17	39	27	34	16	47	22	60	41	59	31	42	24
03:00	13	14	26	20	25	28	33	17	30	26	30	29	32	37	27	24
04:00	42	38	23	33	30	26	44	34	42	48	20	22	12	26	30	32
05:00	118	138	109	121	114	143	88	118	109	115	52	45	29	29	88	101
06:00	218	287	257	310	228	271	240	300	211	265	85	91	49	58	184	226
07:00	419	400	440	415	426	445	405	397	374	389	108	91	47	52	317	313
08:00	517	463	623	481	560	494	539	485	501	454	159	128	63	52	423	365
09:00	516	427	580	526	484	509	543	503	502	436	175	146	*	*	467	424
10:00	390	299	416	348	422	369	433	350	440	285	251	198	*	*	392	308
11:00	314	255	366	320	367	341	407	336	375	307	204	178	*	*	339	290
12:00 PM	327	286	338	307	344	360	362	321	397	345	231	216	*	*	333	306
01:00	310	274	355	304	364	327	352	324	368	315	268	207	*	*	336	292
02:00	339	305	359	373	353	383	398	373	398	400	225	231	*	*	345	344
03:00	403	361	399	393	420	419	428	411	419	396	239	206	*	*	385	364
04:00	402	431	430	410	455	422	423	427	391	353	232	210	*	*	389	376
05:00	550	462	552	445	517	487	570	468	498	434	270	196	*	*	493	415
06:00	416	318	473	366	469	414	489	344	384	307	214	174	*	*	408	320
07:00	280	220	301	238	342	301	360	256	288	254	206	163	*	*	296	239
08:00	233	155	235	176	232	160	237	182	246	163	170	130	*	*	226	161
09:00	172	139	183	190	212	192	196	189	185	166	156	108	*	*	184	164
10:00	137	161	172	156	156	127	181	152	165	156	151	144	*	*	160	149
11:00	103	63	108	60	117	100	123	104	128	102	127	112	*	*	118	90
Lane	6316	5568	6893	6073	6803	6424	7030	6183	6641	5824	3804	3180	436	396	6113	5411
Day	11884		12966		13227		13213		12465		6984		832		11524	
AM Peak	08:00	08:00	08:00	09:00	08:00	09:00	09:00	09:00	09:00	08:00	10:00	10:00	00:00	00:00	09:00	09:00
Vol.	517	463	623	526	560	509	543	503	502	454	251	198	78	61	467	424
PM Peak	17:00	17:00	17:00	17:00	17:00	17:00	17:00	17:00	17:00	17:00	17:00	14:00	-	-	17:00	17:00
Vol.	550	462	552	445	517	487	570	468	498	434	270	231	-	-	493	415

Comb. Total	11884	12966	13227	13213	12465	6984	832	11524
ADT	ADT 10,442	AADT 10,442						

Accurate Counts
978-664-2565

Location : Third Street
Location : North of Broadway
City/State: Cambridge, MA

LG038C04

Start Time	10-May-13 Fri	SB		Hour Totals		NB		Hour Totals		Combined Totals		
		Morning	Afternoon	Morning	Afternoon	Morning	Afternoon	Morning	Afternoon	Morning	Afternoon	
12:00		*	80			*	77					
12:15		*	66			*	86					
12:30		*	84			*	74					
12:45		*	63	0	293	*	87	0	324	0	617	
01:00		*	68			*	84					
01:15		*	54			*	80					
01:30		*	60			*	74					
01:45		*	92	0	274	*	106	0	344	0	618	
02:00		*	72			*	76					
02:15		*	86			*	76					
02:30		*	96			*	80					
02:45		*	82	0	336	*	72	0	304	0	640	
03:00		*	120			*	77					
03:15		*	126			*	74					
03:30		*	138			*	84					
03:45		*	158	0	542	*	94	0	329	0	871	
04:00		*	136			*	74					
04:15		*	129			*	88					
04:30		*	142			*	70					
04:45		*	131	0	538	*	89	0	321	0	859	
05:00		*	142			*	104					
05:15		*	162			*	82					
05:30		*	144			*	90					
05:45		*	129	0	577	*	82	0	358	0	935	
06:00		*	101			*	68					
06:15		*	107			*	64					
06:30		*	100			*	60					
06:45		*	87	0	395	*	72	0	264	0	659	
07:00		*	85			*	59					
07:15		*	60			*	48					
07:30		*	47			*	70					
07:45		*	58	0	250	*	46	0	223	0	473	
08:00		*	52			*	46					
08:15		*	46			*	41					
08:30		*	40			*	48					
08:45		*	34	0	172	*	40	0	175	0	347	
09:00			80	38			95	15				
09:15			64	75			108	4				
09:30			59	62			89	1				
09:45			70	58	273	233	86	4	378	24	651	257
10:00			69	79			66	2				
10:15			64	74			60	2				
10:30			82	94			68	2				
10:45			68	62	283	309	78	4	272	10	555	319
11:00			77	82			61	4				
11:15			62	54			70	2				
11:30			78	42			75	1				
11:45			78	52	295	230	74	0	280	7	575	237
Total			851	4149			930	2683			1781	6832
Percent			17.0%	83.0%			25.7%	74.3%			20.7%	79.3%

Accurate Counts
978-664-2565

Location : Third Street
Location : North of Broadway
City/State: Cambridge, MA

LG038C04

Start Time	11-May-13 Sat	SB		Hour Totals		NB		Hour Totals		Combined Totals	
		Morning	Afternoon	Morning	Afternoon	Morning	Afternoon	Morning	Afternoon	Morning	Afternoon
12:00		64	62			4	2				
12:15		36	57			0	2				
12:30		32	60			1	2				
12:45		46	58	178	237	2	2	7	8	185	245
01:00		38	60			1	4				
01:15		34	62			2	2				
01:30		34	56			0	2				
01:45		17	65	123	243	2	2	5	10	128	253
02:00		20	65			0	0				
02:15		38	56			4	4				
02:30		34	63			0	2				
02:45		25	70	117	254	0	0	4	6	121	260
03:00		16	76			0	5				
03:15		10	63			0	2				
03:30		12	60			0	3				
03:45		12	56	50	255	1	0	1	10	51	265
04:00		6	56			0	2				
04:15		4	39			0	2				
04:30		11	50			1	0				
04:45		4	68	25	213	1	2	2	6	27	219
05:00		16	50			0	4				
05:15		22	68			0	5				
05:30		24	59			0	7				
05:45		34	48	96	225	3	1	3	17	99	242
06:00		18	56			5	2				
06:15		33	64			2	4				
06:30		26	44			2	3				
06:45		29	48	106	212	0	2	9	11	115	223
07:00		32	42			2	2				
07:15		26	56			0	2				
07:30		38	57			2	2				
07:45		41	52	137	207	1	1	5	7	142	214
08:00		34	46			1	1				
08:15		32	47			0	0				
08:30		34	39			0	2				
08:45		44	41	144	173	2	8	3	11	147	184
09:00		41	38			0	1				
09:15		46	45			4	0				
09:30		52	31			2	0				
09:45		66	18	205	132	1	2	7	3	212	135
10:00		49	34			10	1				
10:15		38	30			23	0				
10:30		30	35			30	0				
10:45		63	34	180	133	6	2	69	3	249	136
11:00		55	28			0	0				
11:15		61	34			2	4				
11:30		70	27			2	1				
11:45		74	26	260	115	2	2	6	7	266	122
Total		1621	2399			121	99			1742	2498
Percent		40.3%	59.7%			55.0%	45.0%			41.1%	58.9%

Accurate Counts
978-664-2565

Location : Third Street
Location : North of Broadway
City/State: Cambridge, MA

LG038C04

Start Time	12-May-13 Sun	SB		Hour Totals		NB		Hour Totals		Combined Totals	
		Morning	Afternoon	Morning	Afternoon	Morning	Afternoon	Morning	Afternoon	Morning	Afternoon
12:00		22	44			1	2				
12:15		22	47			2	2				
12:30		16	48			2	2				
12:45		15	42	75	181	0	2	5	8	80	189
01:00		14	56			1	2				
01:15		19	46			0	2				
01:30		17	42			2	0				
01:45		10	42	60	186	0	0	3	4	63	190
02:00		11	46			0	1				
02:15		18	40			0	2				
02:30		11	47			0	2				
02:45		6	38	46	171	0	1	0	6	46	177
03:00		8	50			0	2				
03:15		11	40			0	2				
03:30		4	46			1	2				
03:45		6	44	29	180	0	2	1	8	30	188
04:00		4	32			0	1				
04:15		8	49			0	2				
04:30		4	40			0	2				
04:45		8	27	24	148	0	2	0	7	24	155
05:00		11	28			0	0				
05:15		8	53			1	1				
05:30		9	28			2	4				
05:45		3	32	31	141	1	2	4	7	35	148
06:00		10	32			0	4				
06:15		15	42			0	6				
06:30		11	54			0	2				
06:45		10	42	46	170	0	0	0	12	46	182
07:00		10	60			0	1				
07:15		8	48			0	1				
07:30		10	34			0	1				
07:45		12	33	40	175	1	2	1	5	41	180
08:00		8	27			0	3				
08:15		21	42			0	2				
08:30		11	32			0	1				
08:45		24	38	64	139	1	3	1	9	65	148
09:00		23	25			2	2				
09:15		36	32			0	0				
09:30		22	28			3	0				
09:45		31	20	112	105	1	2	6	4	118	109
10:00		36	28			1	0				
10:15		29	21			3	2				
10:30		26	20			0	0				
10:45		26	26	117	95	2	2	6	4	123	99
11:00		31	18			2	6				
11:15		32	22			0	1				
11:30		40	20			2	4				
11:45		32	16	135	76	2	0	6	11	141	87
Total		779	1767			33	85			812	1852
Percent		30.6%	69.4%			28.0%	72.0%			30.5%	69.5%

Accurate Counts
978-664-2565

Location : Third Street
Location : North of Broadway
City/State: Cambridge, MA

LG038C04

Start Time	13-May-13 Mon	SB		Hour Totals		NB		Hour Totals		Combined Totals	
		Morning	Afternoon	Morning	Afternoon	Morning	Afternoon	Morning	Afternoon	Morning	Afternoon
12:00		14	41			4	71				
12:15		10	66			1	76				
12:30		6	54			0	68				
12:45		8	58	38	219	0	73	5	288	43	507
01:00		4	50			0	63				
01:15		6	68			2	64				
01:30		2	64			0	66				
01:45		12	66	24	248	6	73	8	266	32	514
02:00		2	66			1	68				
02:15		4	64			0	64				
02:30		4	68			3	78				
02:45		3	76	13	274	0	64	4	274	17	548
03:00		6	66			1	68				
03:15		0	102			0	81				
03:30		6	107			2	88				
03:45		4	109	16	384	1	74	4	311	20	695
04:00		5	120			2	72				
04:15		2	115			2	72				
04:30		10	128			2	85				
04:45		10	138	27	501	0	78	6	307	33	808
05:00		16	130			4	86				
05:15		10	158			4	92				
05:30		34	150			4	81				
05:45		25	120	85	558	6	76	18	335	103	893
06:00		47	96			14	90				
06:15		54	124			33	84				
06:30		57	98			32	76				
06:45		66	85	224	403	34	64	113	314	337	717
07:00		65	87			42	62				
07:15		68	76			26	55				
07:30		53	61			8	57				
07:45		82	48	268	272	16	39	92	213	360	485
08:00		91	41			15	30				
08:15		73	48			16	44				
08:30		79	40			18	34				
08:45		92	35	335	164	34	28	83	136	418	300
09:00		60	36			21	42				
09:15		75	26			32	36				
09:30		58	52			25	40				
09:45		77	24	270	138	13	24	91	142	361	280
10:00		68	19			60	24				
10:15		42	22			58	21				
10:30		60	38			79	35				
10:45		52	23	222	102	79	28	276	108	498	210
11:00		54	15			62	24				
11:15		44	18			54	14				
11:30		64	11			64	22				
11:45		70	14	232	58	70	11	250	71	482	129
Total		1754	3321			950	2765			2704	6086
Percent		34.6%	65.4%			25.6%	74.4%			30.8%	69.2%

Accurate Counts
978-664-2565

Location : Third Street
Location : North of Broadway
City/State: Cambridge, MA

LG038C04

Start Time	14-May-13 Tue	SB		Hour Totals		NB		Hour Totals		Combined Totals	
		Morning	Afternoon	Morning	Afternoon	Morning	Afternoon	Morning	Afternoon	Morning	Afternoon
12:00		7	54			16	73				
12:15		7	49			10	62				
12:30		4	58			8	68				
12:45		7	60	25	221	6	58	40	261	65	482
01:00		6	75			10	72				
01:15		6	72			9	62				
01:30		4	70			3	72				
01:45		4	68	20	285	0	87	22	293	42	578
02:00		6	83			3	78				
02:15		4	68			8	86				
02:30		5	70			10	66				
02:45		1	74	16	295	3	76	24	306	40	601
03:00		6	78			3	72				
03:15		1	108			3	82				
03:30		4	103			6	94				
03:45		6	104	17	393	1	86	13	334	30	727
04:00		4	100			4	82				
04:15		5	136			4	85				
04:30		6	120			7	83				
04:45		9	154	24	510	3	84	18	334	42	844
05:00		12	142			7	94				
05:15		14	145			16	97				
05:30		24	148			37	103				
05:45		26	126	76	561	50	86	110	380	186	941
06:00		20	139			42	78				
06:15		42	125			46	90				
06:30		51	116			44	87				
06:45		42	94	155	474	66	82	198	337	353	811
07:00		60	88			96	70				
07:15		67	80			96	72				
07:30		80	56			80	64				
07:45		84	62	291	286	98	44	370	250	661	536
08:00		104	54			119	44				
08:15		94	48			130	36				
08:30		76	51			114	42				
08:45		83	55	357	208	132	38	495	160	852	368
09:00		92	58			107	36				
09:15		76	40			98	30				
09:30		84	56			114	36				
09:45		80	28	332	182	110	32	429	134	761	316
10:00		78	45			100	30				
10:15		60	40			81	26				
10:30		66	28			74	28				
10:45		75	26	279	139	69	38	324	122	603	261
11:00		46	22			74	23				
11:15		52	21			70	14				
11:30		52	20			55	21				
11:45		84	14	234	77	78	11	277	69	511	146
Total		1826	3631			2320	2980			4146	6611
Percent		33.5%	66.5%			43.8%	56.2%			38.5%	61.5%

Accurate Counts
978-664-2565

Location : Third Street
Location : North of Broadway
City/State: Cambridge, MA

LG038C04

Start Time	15-May-13 Wed	SB		Hour Totals		NB		Hour Totals		Combined Totals	
		Morning	Afternoon	Morning	Afternoon	Morning	Afternoon	Morning	Afternoon	Morning	Afternoon
12:00		7	64			18	70				
12:15		16	68			11	82				
12:30		8	76			10	70				
12:45		5	74	36	282	4	61	43	283	79	565
01:00		5	56			6	72				
01:15		2	66			9	72				
01:30		6	60			5	86				
01:45		3	72	16	254	4	72	24	302	40	556
02:00		2	60			1	78				
02:15		2	82			5	93				
02:30		4	84			6	78				
02:45		2	78	10	304	3	75	15	324	25	628
03:00		2	80			1	84				
03:15		3	107			3	72				
03:30		3	104			4	84				
03:45		2	108	10	399	6	78	14	318	24	717
04:00		5	112			4	89				
04:15		1	128			4	102				
04:30		10	128			6	82				
04:45		6	154	22	522	1	93	15	366	37	888
05:00		14	134			2	86				
05:15		13	152			15	74				
05:30		25	152			28	58				
05:45		28	154	80	592	50	94	95	312	175	904
06:00		27	153			46	60				
06:15		34	164			44	84				
06:30		52	132			33	81				
06:45		54	115	167	564	65	91	188	316	355	880
07:00		58	90			80	78				
07:15		70	80			82	70				
07:30		80	75			92	54				
07:45		97	54	305	299	90	48	344	250	649	549
08:00		76	48			120	65				
08:15		84	54			119	44				
08:30		92	45			136	36				
08:45		90	59	342	206	132	40	507	185	849	391
09:00		88	38			112	45				
09:15		89	46			122	37				
09:30		73	40			98	46				
09:45		88	35	338	159	81	34	413	162	751	321
10:00		76	33			86	30				
10:15		54	29			68	22				
10:30		67	42			79	24				
10:45		77	33	274	137	61	24	294	100	568	237
11:00		52	34			62	22				
11:15		54	24			60	16				
11:30		78	21			67	20				
11:45		56	16	240	95	78	19	267	77	507	172
Total		1840	3813			2219	2995			4059	6808
Percent		32.5%	67.5%			42.6%	57.4%			37.4%	62.6%

Accurate Counts
978-664-2565

Location : Third Street
Location : North of Broadway
City/State: Cambridge, MA

LG038C04

Start Time	16-May-13 Thu	SB		Hour Totals		NB		Hour Totals		Combined Totals	
		Morning	Afternoon	Morning	Afternoon	Morning	Afternoon	Morning	Afternoon	Morning	Afternoon
12:00		16	56			20	80				
12:15		6	76			16	72				
12:30		7	78			7	70				
12:45		7	70	36	280	14	68	57	290	93	570
01:00		8	61			5	68				
01:15		9	72			15	84				
01:30		9	62			8	67				
01:45		10	72	36	267	9	71	37	290	73	557
02:00		6	74			4	70				
02:15		6	66			7	74				
02:30		6	88			8	76				
02:45		3	78	21	306	1	94	20	314	41	620
03:00		1	85			1	78				
03:15		1	120			3	82				
03:30		1	114			0	69				
03:45		4	88	7	407	6	75	10	304	17	711
04:00		3	115			7	105				
04:15		5	148			5	94				
04:30		3	147			2	80				
04:45		4	130	15	540	5	84	19	363	34	903
05:00		7	146			6	90				
05:15		20	164			11	92				
05:30		17	135			25	76				
05:45		22	120	66	565	52	78	94	336	160	901
06:00		27	122			46	66				
06:15		39	122			50	94				
06:30		42	112			72	96				
06:45		68	102	176	458	78	107	246	363	422	821
07:00		64	90			76	77				
07:15		54	84			70	72				
07:30		74	78			96	71				
07:45		78	52	270	304	97	52	339	272	609	576
08:00		76	60			108	54				
08:15		73	76			120	46				
08:30		83	47			132	48				
08:45		76	50	308	233	126	49	486	197	794	430
09:00		83	36			108	35				
09:15		94	50			114	33				
09:30		78	38			96	48				
09:45		84	32	339	156	118	30	436	146	775	302
10:00		72	38			78	38				
10:15		68	36			84	32				
10:30		90	23			66	36				
10:45		76	22	306	119	84	31	312	137	618	256
11:00		62	36			72	29				
11:15		65	28			67	36				
11:30		53	25			66	26				
11:45		73	20	253	109	88	28	293	119	546	228
Total		1833	3744			2349	3131			4182	6875
Percent		32.9%	67.1%			42.9%	57.1%			37.8%	62.2%

Accurate Counts
978-664-2565

Location : Third Street
Location : North of Broadway
City/State: Cambridge, MA

LG038C04

Start Time	17-May-13 Fri	SB		Hour Totals		NB		Hour Totals		Combined Totals	
		Morning	Afternoon	Morning	Afternoon	Morning	Afternoon	Morning	Afternoon	Morning	Afternoon
12:00		13	74			12	77				
12:15		10	76			9	67				
12:30		14	70			22	92				
12:45		10	84	47	304	16	56	59	292	106	596
01:00		8	68			11	72				
01:15		10	70			12	82				
01:30		8	68			4	73				
01:45		8	84	34	290	9	80	36	307	70	597
02:00		10	66			10	78				
02:15		9	105			8	81				
02:30		8	94			8	84				
02:45		4	80	31	345	7	84	33	327	64	672
03:00		7	99			6	84				
03:15		5	124			4	126				
03:30		6	111			6	131				
03:45		2	131	20	465	7	122	23	463	43	928
04:00		3	122			1	79				
04:15		3	138			3	94				
04:30		7	126			4	80				
04:45		10	140	23	526	4	77	12	330	35	856
05:00		8	119			3	86				
05:15		20	108			8	88				
05:30		17	122			7	100				
05:45		33	130	78	479	44	88	62	362	140	841
06:00		34	106			50	101				
06:15		21	118			48	96				
06:30		33	81			36	82				
06:45		57	91	145	396	58	54	192	333	337	729
07:00		52	92			80	50				
07:15		62	57			70	70				
07:30		76	60			85	46				
07:45		89	48	279	257	88	44	323	210	602	467
08:00		109	52			118	60				
08:15		87	54			100	50				
08:30		78	38			116	60				
08:45		84	46	358	190	102	42	436	212	794	402
09:00		72	33			112	42				
09:15		87	48			100	36				
09:30		76	47			104	46				
09:45		70	34	305	162	92	46	408	170	713	332
10:00		64	42			86	42				
10:15		53	32			72	23				
10:30		67	36			88	38				
10:45		60	26	244	136	86	44	332	147	576	283
11:00		80	28			68	28				
11:15		63	28			82	28				
11:30		64	35			61	24				
11:45		82	22	289	113	84	18	295	98	584	211
Total		1853	3663			2211	3251			4064	6914
Percent		33.6%	66.4%			40.5%	59.5%			37.0%	63.0%

Accurate Counts
978-664-2565

Location : Third Street
Location : North of Broadway
City/State: Cambridge, MA

LG038C04

Start Time	18-May-13 Sat	SB		Hour Totals		NB		Hour Totals		Combined Totals	
		Morning	Afternoon	Morning	Afternoon	Morning	Afternoon	Morning	Afternoon	Morning	Afternoon
12:00		19	87			21	30				
12:15		20	88			13	50				
12:30		17	102			24	41				
12:45		15	91	71	368	24	58	82	179	153	547
01:00		12	81			29	52				
01:15		10	67			7	48				
01:30		17	77			8	41				
01:45		10	85	49	310	17	77	61	218	110	528
02:00		19	74			17	76				
02:15		14	44			22	48				
02:30		9	44			14	45				
02:45		12	50	54	212	12	43	65	212	119	424
03:00		10	54			4	52				
03:15		4	41			6	50				
03:30		2	41			8	38				
03:45		8	42	24	178	6	50	24	190	48	368
04:00		6	56			3	58				
04:15		7	40			3	50				
04:30		4	44			2	46				
04:45		6	48	23	188	4	58	12	212	35	400
05:00		5	48			2	44				
05:15		5	53			5	47				
05:30		11	62			8	41				
05:45		30	40	51	203	22	56	37	188	88	391
06:00		13	70			12	58				
06:15		9	57			14	50				
06:30		13	58			10	56				
06:45		21	42	56	227	18	60	54	224	110	451
07:00		26	54			16	42				
07:15		16	42			16	48				
07:30		38	70			8	51				
07:45		48	48	128	214	24	50	64	191	192	405
08:00		48	42			27	44				
08:15		56	36			20	38				
08:30		52	32			26	40				
08:45		72	38	228	148	42	37	115	159	343	307
09:00		72	42			26	41				
09:15		68	28			22	38				
09:30		58	35			38	28				
09:45		64	26	262	131	36	42	122	149	384	280
10:00		60	42			38	36				
10:15		80	18			50	40				
10:30		72	29			40	32				
10:45		72	23	284	112	36	48	164	156	448	268
11:00		82	24			29	32				
11:15		64	25			30	31				
11:30		95	19			50	33				
11:45		71	23	312	91	36	16	145	112	457	203
Total		1542	2382			945	2190			2487	4572
Percent		39.3%	60.7%			30.1%	69.9%			35.2%	64.8%

Accurate Counts
978-664-2565

Location : Third Street
Location : North of Broadway
City/State: Cambridge, MA

LG038C04

Start Time	19-May-13 Sun	SB		Hour Totals		NB		Hour Totals		Combined Totals	
		Morning	Afternoon	Morning	Afternoon	Morning	Afternoon	Morning	Afternoon	Morning	Afternoon
12:00		18	*			35	*				
12:15		22	*			24	*				
12:30		16	*			16	*				
12:45		13	*	69	0	20	*	95	0	164	0
01:00		15	*			18	*				
01:15		12	*			14	*				
01:30		13	*			8	*				
01:45		10	*	50	0	13	*	53	0	103	0
02:00		12	*			10	*				
02:15		12	*			8	*				
02:30		7	*			18	*				
02:45		8	*	39	0	13	*	49	0	88	0
03:00		7	*			13	*				
03:15		9	*			5	*				
03:30		7	*			7	*				
03:45		3	*	26	0	14	*	39	0	65	0
04:00		3	*			5	*				
04:15		4	*			5	*				
04:30		5	*			2	*				
04:45		7	*	19	0	6	*	18	0	37	0
05:00		7	*			4	*				
05:15		7	*			4	*				
05:30		7	*			5	*				
05:45		13	*	34	0	2	*	15	0	49	0
06:00		10	*			6	*				
06:15		8	*			10	*				
06:30		8	*			8	*				
06:45		15	*	41	0	6	*	30	0	71	0
07:00		14	*			17	*				
07:15		11	*			10	*				
07:30		12	*			16	*				
07:45		15	*	52	0	19	*	62	0	114	0
08:00		22	*			22	*				
08:15		9	*			16	*				
08:30		18	*			22	*				
08:45		1	*	50	0	4	*	64	0	114	0
09:00		*	*	*	*	*	*	*	*	*	*
09:15		*	*	*	*	*	*	*	*	*	*
09:30		*	*	*	*	*	*	*	*	*	*
09:45		*	*	*	*	*	*	*	*	*	*
10:00		*	*	*	*	*	*	*	*	*	*
10:15		*	*	*	*	*	*	*	*	*	*
10:30		*	*	*	*	*	*	*	*	*	*
10:45		*	*	*	*	*	*	*	*	*	*
11:00		*	*	*	*	*	*	*	*	*	*
11:15		*	*	*	*	*	*	*	*	*	*
11:30		*	*	*	*	*	*	*	*	*	*
11:45		*	*	*	*	*	*	*	*	*	*
Total		380	0			425	0			805	0
Percent		100.0%	0.0%			100.0%	0.0%			100.0%	0.0%
Grand Total		14279	28869			12503	20179			26782	49048
Percent		33.1%	66.9%			38.3%	61.7%			35.3%	64.7%
ADT		ADT 8,426				AADT 8,426					

Accurate Counts

978-664-2565

Location : Third Street
 Location : North of Broadway
 City/State: Cambridge, MA

LG038C04

Start Time	06-May-13		Tue		Wed		Thu		Fri		Sat		Sun		Week Average		
	SB	NB	SB	NB	SB	NB	SB	NB	SB	NB	SB	NB	SB	NB	SB	NB	
12:00 AM	*	*	*	*	*	*	*	*	*	*	178	7	75	5	126	6	
01:00	*	*	*	*	*	*	*	*	*	*	123	5	60	3	92	4	
02:00	*	*	*	*	*	*	*	*	*	*	117	4	46	0	82	2	
03:00	*	*	*	*	*	*	*	*	*	*	50	1	29	1	40	1	
04:00	*	*	*	*	*	*	*	*	*	*	25	2	24	0	24	1	
05:00	*	*	*	*	*	*	*	*	*	*	96	3	31	4	64	4	
06:00	*	*	*	*	*	*	*	*	*	*	106	9	46	0	76	4	
07:00	*	*	*	*	*	*	*	*	*	*	137	5	40	1	88	3	
08:00	*	*	*	*	*	*	*	*	*	*	144	3	64	1	104	2	
09:00	*	*	*	*	*	*	*	*	*	273	378	205	7	112	6	197	130
10:00	*	*	*	*	*	*	*	*	*	283	272	180	69	117	6	193	116
11:00	*	*	*	*	*	*	*	*	*	295	280	260	6	135	6	230	97
12:00 PM	*	*	*	*	*	*	*	*	*	293	324	237	8	181	8	237	113
01:00	*	*	*	*	*	*	*	*	*	274	344	243	10	186	4	234	119
02:00	*	*	*	*	*	*	*	*	*	336	304	254	6	171	6	254	105
03:00	*	*	*	*	*	*	*	*	*	542	329	255	10	180	8	326	116
04:00	*	*	*	*	*	*	*	*	*	538	321	213	6	148	7	300	111
05:00	*	*	*	*	*	*	*	*	*	577	358	225	17	141	7	314	127
06:00	*	*	*	*	*	*	*	*	*	395	264	212	11	170	12	259	96
07:00	*	*	*	*	*	*	*	*	*	250	223	207	7	175	5	211	78
08:00	*	*	*	*	*	*	*	*	*	172	175	173	11	139	9	161	65
09:00	*	*	*	*	*	*	*	*	*	233	24	132	3	105	4	157	10
10:00	*	*	*	*	*	*	*	*	*	309	10	133	3	95	4	179	6
11:00	*	*	*	*	*	*	*	*	*	230	7	115	7	76	11	140	8
Lane	0	0	0	0	0	0	0	0	0	5000	3613	4020	220	2546	118	4088	1324
Day	0	0	0	0	0	0	0	0	0	8613	3613	4240	220	2664	118	5412	1324
AM Peak	-	-	-	-	-	-	-	-	-	11:00	09:00	11:00	10:00	11:00	09:00	11:00	09:00
Vol.	-	-	-	-	-	-	-	-	-	295	378	260	69	135	6	230	130
PM Peak	-	-	-	-	-	-	-	-	-	17:00	17:00	15:00	17:00	13:00	18:00	15:00	17:00
Vol.	-	-	-	-	-	-	-	-	-	577	358	255	17	186	12	326	127

Accurate Counts

978-664-2565

Location : Third Street
 Location : North of Broadway
 City/State: Cambridge, MA

LG038C04

Start Time	13-May-13		Tue		Wed		Thu		Fri		Sat		Sun		Week Average	
	SB	NB	SB	NB	SB	NB	SB	NB	SB	NB	SB	NB	SB	NB	SB	NB
12:00 AM	38	5	25	40	36	43	36	57	47	59	71	82	69	95	46	54
01:00	24	8	20	22	16	24	36	37	34	36	49	61	50	53	33	34
02:00	13	4	16	24	10	15	21	20	31	33	54	65	39	49	26	30
03:00	16	4	17	13	10	14	7	10	20	23	24	24	26	39	17	18
04:00	27	6	24	18	22	15	15	19	23	12	23	12	19	18	22	14
05:00	85	18	76	110	80	95	66	94	78	62	51	37	34	15	67	62
06:00	224	113	155	198	167	188	176	246	145	192	56	54	41	30	138	146
07:00	268	92	291	370	305	344	270	339	279	323	128	64	52	62	228	228
08:00	335	83	357	495	342	507	308	486	358	436	228	115	50	64	283	312
09:00	270	91	332	429	338	413	339	436	305	408	262	122	*	*	308	316
10:00	222	276	279	324	274	294	306	312	244	332	284	164	*	*	268	284
11:00	232	250	234	277	240	267	253	293	289	295	312	145	*	*	260	254
12:00 PM	219	288	221	261	282	283	280	290	304	292	368	179	*	*	279	266
01:00	248	266	285	293	254	302	267	290	290	307	310	218	*	*	276	279
02:00	274	274	295	306	304	324	306	314	345	327	212	212	*	*	289	293
03:00	384	311	393	334	399	318	407	304	465	463	178	190	*	*	371	320
04:00	501	307	510	334	522	366	540	363	526	330	188	212	*	*	464	319
05:00	558	335	561	380	592	312	565	336	479	362	203	188	*	*	493	319
06:00	403	314	474	337	564	316	458	363	396	333	227	224	*	*	420	314
07:00	272	213	286	250	299	250	304	272	257	210	214	191	*	*	272	231
08:00	164	136	208	160	206	185	233	197	190	212	148	159	*	*	192	175
09:00	138	142	182	134	159	162	156	146	162	170	131	149	*	*	155	150
10:00	102	108	139	122	137	100	119	137	136	147	112	156	*	*	124	128
11:00	58	71	77	69	95	77	109	119	113	98	91	112	*	*	90	91
Lane	5075	3715	5457	5300	5653	5214	5577	5480	5516	5462	3924	3135	380	425	5121	4637
Day	8790		10757		10867		11057		10978		7059		805		9758	
AM Peak	08:00	10:00	08:00	08:00	08:00	08:00	09:00	08:00	08:00	08:00	11:00	10:00	00:00	00:00	09:00	09:00
Vol.	335	276	357	495	342	507	339	486	358	436	312	164	69	95	308	316
PM Peak	17:00	17:00	17:00	17:00	17:00	16:00	17:00	16:00	16:00	15:00	12:00	18:00	-	-	17:00	15:00
Vol.	558	335	561	380	592	366	565	363	526	463	368	224	-	-	493	320

Comb. Total	8790	10757	10867	11057	10978	7059	805	9758
ADT	ADT 8,426	AADT 8,426						

Accurate Counts

978-664-2565

Location : Broadway
 Location : West of Third Street
 City/State: Cambridge, MA

LG038C05

Start Time	Mon	13-May-1	Tue		14-May-1	Wed		15-May-1	Daily Average		
	A.M.	P.M.	A.M.	P.M.	A.M.	P.M.	A.M.	P.M.	A.M.	P.M.	
12:00	*	102	28	122	25	110	26	111			
12:15	*	118	23	106	28	118	26	114			
12:30	*	92	18	100	28	126	23	106			
12:45	*	112	19	112	16	133	18	119			
01:00	*	108	18	120	23	124	20	117			
01:15	*	100	13	127	19	130	16	119			
01:30	*	122	15	159	13	147	14	143			
01:45	*	116	3	132	7	146	5	131			
02:00	*	148	7	162	10	147	8	152			
02:15	*	132	12	164	10	186	11	161			
02:30	*	145	4	156	10	146	7	149			
02:45	*	152	3	160	6	156	4	156			
03:00	*	134	5	166	4	170	4	157			
03:15	*	150	7	180	6	171	6	167			
03:30	*	172	7	156	7	184	7	171			
03:45	*	132	6	153	9	164	8	150			
04:00	*	159	9	166	6	162	8	162			
04:15	*	160	4	196	12	193	8	183			
04:30	*	188	16	164	12	147	14	166			
04:45	*	162	21	173	16	152	18	162			
05:00	*	202	23	191	18	184	20	192			
05:15	*	206	20	211	20	254	20	224			
05:30	*	170	22	190	26	243	24	201			
05:45	*	186	30	180	29	252	30	206			
06:00	*	168	39	164	44	194	42	175			
06:15	*	167	70	192	49	160	60	173			
06:30	*	136	69	164	78	160	74	153			
06:45	*	134	104	147	93	145	98	142			
07:00	*	134	103	144	118	180	110	153			
07:15	*	136	132	141	122	126	127	134			
07:30	*	98	117	109	110	126	114	111			
07:45	*	83	120	88	134	112	127	94			
08:00	*	76	164	104	161	100	162	93			
08:15	*	88	167	72	176	72	172	77			
08:30	*	85	164	91	181	96	172	91			
08:45	*	68	182	78	166	70	174	72			
09:00	*	84	168	80	166	94	167	86			
09:15	*	76	137	73	154	78	146	76			
09:30	*	68	137	57	136	72	136	66			
09:45	*	58	138	66	173	76	156	67			
10:00	*	56	142	60	124	70	133	62			
10:15	*	56	116	50	108	66	112	57			
10:30	*	66	106	54	106	52	106	57			
10:45	*	50	120	61	114	60	117	57			
11:00	104	46	122	41	96	48	107	45			
11:15	102	42	100	46	107	52	103	47			
11:30	97	23	108	35	102	42	102	33			
11:45	110	33	120	22	109	36	113	30			
Total	413	5499	3278	5885	3287	6232	3275	5870			
Combined Total	5912		9163		9519		9145				
Peak	11:00	05:00	-	08:15	05:00	-	08:15	05:15	-	08:15	05:00
Vol.	413	764	-	681	772	-	689	943	-	685	823
P.H.F.	0.939	0.927		0.935	0.915		0.952	0.928		0.984	0.919

Accurate Counts
978-664-2565

Location : Broadway
Location : West of Third Street
City/State: Cambridge, MA

LG038C05

Start Time	Thu	16-May-1		Fri	17-May-1		Sat	18-May-1	Daily Average		
	A.M.	P.M.		A.M.	P.M.		A.M.	P.M.	A.M.	P.M.	
12:00	34	142		48	113		62	96	48	117	
12:15	24	122		36	126		53	100	38	116	
12:30	28	114		37	118		54	102	40	111	
12:45	21	125		33	125		70	108	41	119	
01:00	21	144		18	113		49	120	29	126	
01:15	21	126		25	124		36	96	27	115	
01:30	19	112		25	142		46	116	30	123	
01:45	8	162		18	146		33	108	20	139	
02:00	14	163		16	152		48	128	26	148	
02:15	14	174		11	198		54	114	26	162	
02:30	12	163		20	177		40	102	24	147	
02:45	10	174		8	198		34	108	17	160	
03:00	5	151		20	156		14	115	13	141	
03:15	6	192		12	179		20	116	13	162	
03:30	6	176		18	196		12	102	12	158	
03:45	7	140		10	170		14	118	10	143	
04:00	7	144		6	182		14	110	9	145	
04:15	12	216		13	181		5	91	10	163	
04:30	10	192		12	170		4	112	9	158	
04:45	16	167		18	171		16	110	17	149	
05:00	18	212		20	200		20	117	19	176	
05:15	12	219		22	202		13	101	16	174	
05:30	26	198		34	150		16	103	25	150	
05:45	38	174		36	163		24	126	33	154	
06:00	46	166		38	178		24	106	36	150	
06:15	66	179		58	163		24	114	49	152	
06:30	76	194		56	123		35	114	56	144	
06:45	92	168		78	142		49	90	73	133	
07:00	102	152		110	133		48	114	87	133	
07:15	110	114		107	128		32	103	83	115	
07:30	126	117		109	129		53	96	96	114	
07:45	126	119		128	109		54	95	103	108	
08:00	159	96		148	115		48	79	118	97	
08:15	164	95		170	105		46	84	127	95	
08:30	188	102		146	98		56	89	130	96	
08:45	163	98		158	80		58	77	126	85	
09:00	170	73		143	83		52	76	122	77	
09:15	118	98		140	78		57	87	105	88	
09:30	110	92		152	92		72	70	111	85	
09:45	146	73		138	84		87	92	124	83	
10:00	115	76		114	80		86	68	105	75	
10:15	126	88		102	68		90	86	106	81	
10:30	111	64		122	88		81	82	105	78	
10:45	99	65		110	90		82	84	97	80	
11:00	118	58		110	60		80	82	103	67	
11:15	116	66		120	76		101	94	112	79	
11:30	108	51		122	72		100	83	110	69	
11:45	136	44		119	70		86	69	114	61	
Total	3280	6350		3314	6296		2252	4753	2950	5801	
Combined Total	9630			9610			7005		8751		
Peak	08:15	05:00	-	08:00	04:30	-	11:00	01:30	-	08:15	04:30
Vol.	685	803	-	622	743	-	367	466	-	505	657
P.H.F.	0.911	0.917		0.915	0.920		0.908	0.910		0.971	0.933

Accurate Counts
978-664-2565

Location : Broadway
Location : West of Third Street
City/State: Cambridge, MA

LG038C05

Start Time	Sun	19-May-1	Mon	20-May-1	Tue	21-May-1	Daily Average	
	A.M.	P.M.	A.M.	P.M.	A.M.	P.M.	A.M.	P.M.
12:00	72	*	*	*	*	*	72	*
12:15	67	*	*	*	*	*	67	*
12:30	38	*	*	*	*	*	38	*
12:45	49	*	*	*	*	*	49	*
01:00	60	*	*	*	*	*	60	*
01:15	42	*	*	*	*	*	42	*
01:30	42	*	*	*	*	*	42	*
01:45	44	*	*	*	*	*	44	*
02:00	32	*	*	*	*	*	32	*
02:15	32	*	*	*	*	*	32	*
02:30	33	*	*	*	*	*	33	*
02:45	30	*	*	*	*	*	30	*
03:00	21	*	*	*	*	*	21	*
03:15	16	*	*	*	*	*	16	*
03:30	14	*	*	*	*	*	14	*
03:45	25	*	*	*	*	*	25	*
04:00	9	*	*	*	*	*	9	*
04:15	6	*	*	*	*	*	6	*
04:30	11	*	*	*	*	*	11	*
04:45	11	*	*	*	*	*	11	*
05:00	9	*	*	*	*	*	9	*
05:15	12	*	*	*	*	*	12	*
05:30	15	*	*	*	*	*	15	*
05:45	16	*	*	*	*	*	16	*
06:00	10	*	*	*	*	*	10	*
06:15	22	*	*	*	*	*	22	*
06:30	17	*	*	*	*	*	17	*
06:45	34	*	*	*	*	*	34	*
07:00	39	*	*	*	*	*	39	*
07:15	25	*	*	*	*	*	25	*
07:30	40	*	*	*	*	*	40	*
07:45	50	*	*	*	*	*	50	*
08:00	50	*	*	*	*	*	50	*
08:15	44	*	*	*	*	*	44	*
08:30	56	*	*	*	*	*	56	*
08:45	6	*	*	*	*	*	6	*
09:00	*	*	*	*	*	*	*	*
09:15	*	*	*	*	*	*	*	*
09:30	*	*	*	*	*	*	*	*
09:45	*	*	*	*	*	*	*	*
10:00	*	*	*	*	*	*	*	*
10:15	*	*	*	*	*	*	*	*
10:30	*	*	*	*	*	*	*	*
10:45	*	*	*	*	*	*	*	*
11:00	*	*	*	*	*	*	*	*
11:15	*	*	*	*	*	*	*	*
11:30	*	*	*	*	*	*	*	*
11:45	*	*	*	*	*	*	*	*
Total	1099	0	0	0	0	0	1099	0
Combined Total	1099		0		0		1099	
Peak	12:00	-	-	-	-	-	12:00	-
Vol.	226	-	-	-	-	-	226	-
P.H.F.	0.785						0.785	
ADT		ADT 8,818		AADT 8,818				

Accurate Counts

978-664-2565

Location : Broadway
 Location : West of Third Street
 City/State: Cambridge, MA

Start Time	Mon 13-May-13	Tue 14-May-13	Wed 15-May-13	Thu 16-May-13	Fri 17-May-13	Average Day	Sat 18-May-13	Sun 19-May-13	Week Average					
12:00 AM	*	88	97	107	154	112	239	226	152					
01:00	*	49	62	69	86	66	164	188	103					
02:00	*	26	36	50	55	42	176	127	78					
03:00	*	25	26	24	60	34	60	76	45					
04:00	*	50	46	45	49	48	39	37	44					
05:00	*	95	93	94	112	98	73	52	86					
06:00	*	282	264	280	230	264	132	83	212					
07:00	*	472	484	464	454	468	187	154	369					
08:00	*	677	684	674	622	664	208	156	504					
09:00	*	580	629	544	573	582	268	*	519					
10:00	*	484	452	451	448	459	339	*	435					
11:00	413	450	414	478	471	445	367	*	432					
12:00 PM	424	440	487	503	482	467	406	*	457					
01:00	446	538	547	544	525	520	440	*	507					
02:00	577	642	635	674	725	651	452	*	618					
03:00	588	655	689	659	701	658	451	*	624					
04:00	669	699	654	719	704	689	423	*	645					
05:00	764	772	933	803	715	797	447	*	739					
06:00	605	667	659	707	606	649	424	*	611					
07:00	451	482	544	502	499	496	408	*	481					
08:00	317	345	338	391	398	358	329	*	353					
09:00	286	276	320	336	337	311	325	*	313					
10:00	228	225	248	293	326	264	320	*	273					
11:00	144	144	178	219	278	193	328	*	215					
Day Total	5912	9163	9519	9630	9610	9335	7005	1099	8815					
% Avg. WkDay	63.3%	98.2%	102.0%	103.2%	102.9%									
% Avg. Week	67.1%	103.9%	108.0%	109.2%	109.0%	105.9%	79.5%	12.5%						
AM Peak	11:00	08:00	08:00	08:00	08:00	-	08:00	-	11:00	00:00	-	09:00	-	-
Vol.	413	677	684	674	622	-	664	-	367	226	-	519	-	-
PM Peak	17:00	17:00	17:00	17:00	14:00	-	17:00	-	14:00	-	-	17:00	-	-
Vol.	764	772	933	803	725	-	797	-	452	-	-	739	-	-
Grand Total	5912	9163	9519	9630	9610		9335		7005	1099		8815		

ADT ADT 8,818 AADT 8,818

Binney Street

Start Time	10-May		Tue 11-May		Wed 12-May		Thu 13-May		Fri 14-May		Sat 15-May		Sun 16-May		M-F Weekday Av		WB		
	WB	EB	WB	EB	WB	EB	WB	EB	WB	EB	WB	EB	WB	EB	WB	EB			
12:00 AM	0	0	57	52	38	69	42	56	33	63	63	69	55	57	43	60	63		
01:00	0	0	33	36	24	31	29	44	33	35	46	53	30	54	30	37	46		
02:00	0	0	20	23	25	22	11	16	20	30	47	64	37	46	19	23	47		
03:00	0	0	27	19	35	21	27	33	35	18	32	37	26	27	31	23	32		
04:00	0	0	49	27	73	27	50	31	89	36	24	25	26	11	65	30	24		
05:00	0	0	287	53	265	67	289	64	294	71	107	33	38	29	284	64	107		
06:00	1	0	475	150	481	161	488	171	459	161	133	42	71	30	476	161	133		
07:00	3	0	583	292	583	284	580	262	533	279	89	89	64	45	570	279	56		
08:00	0	0	644	365	657	359	689	342	621	323	118	118	56	39	653	347	10		
09:00	0	0	573	339	522	331	546	357	540	310	148	148	124	86	est	343	270	7	
10:00	107	102	391	286	408	314	420	325	388	324	202	202	169	118	est	343	270	15	
11:00	303	330	326	336	347	331	351	314	318	358	216	216	180	126	est	329	334	8	
12:00 PM	334	347	328	367	354	358	332	367	346	412	207	207	173	121	est	339	370	14	
01:00	306	373	327	439	322	380	380	393	301	426	289	289	241	169	est	327	402	49	
02:00	305	553	273	529	303	523	332	554	305	594	244	252	142	147	est	304	551	244	
03:00	258	707	289	716	290	748	309	732	362	752	199	253	116	148	est	302	731	199	
04:00	271	770	311	771	318	799	357	773	372	672	223	212	130	124	est	326	757	223	
05:00	415	783	388	829	425	854	379	774	346	627	222	197	130	115	est	391	773	222	
06:00	310	518	382	544	415	548	350	594	344	437	268	199	157	116	est	360	528	268	
07:00	172	317	192	362	230	357	272	331	195	308	249	220	145	128	est	212	335	249	
08:00	138	195	184	210	162	239	173	251	179	240	156	173	91	101	est	167	227	156	
09:00	118	160	145	170	133	184	158	175	155	168	204	133	119	78	est	142	171	204	
10:00	97	99	115	140	100	133	114	136	120	136	110	139	64	81	est	109	129	110	
11:00	70	89	57	94	71	108	74	106	88	120	92	115	54	67	est	72	103	92	
Lane	3,208	5,343	6,456	7,149	6,581	7,248	6,752	7,201	6,476	6,900	3,688	3,485	2,439	2,064	6,234	6,976	13,210	Round this for weekdays	2578
Day		8,551		13,605		13,829		13,953		13,376		7,173		4,502			7,173	Round this for Saturday	
																	4,502	Round this for Sunday	

Binney Street

										Fri	7-May	Sat	8-May	Sun	9-May	
12:00 AM	*	*	*	*	*	*	*	*	*	*	*	0	55	0	0	28
01:00	*	*	*	*	*	*	*	*	*	*	*	0	33	0	0	16
02:00	*	*	*	*	*	*	*	*	*	*	*	0	33	0	0	16
03:00	*	*	*	*	*	*	*	*	*	*	*	0	24	0	0	12
04:00	*	*	*	*	*	*	*	*	*	*	*	0	5	0	0	2
05:00	*	*	*	*	*	*	*	*	*	*	*	0	15	0	0	8
06:00	*	*	*	*	*	*	*	*	*	*	*	0	36	0	0	18
07:00	*	*	*	*	*	*	*	*	*	*	*	0	46	0	0	23
08:00	*	*	*	*	*	*	*	*	*	*	*	0	47	0	0	24
09:00	*	*	*	*	*	*	*	*	*	468	350	0	88	0	156	146
10:00	*	*	*	*	*	*	*	*	*	349	297	4	90	0	118	129
11:00	*	*	*	*	*	*	*	*	*	359	374	0	9	0	120	128
12:00 PM	*	*	*	*	*	*	*	*	*	194	343	0	0	0	65	114
01:00	*	*	*	*	*	*	*	*	*	0	362	0	0	0	0	121
02:00	*	*	*	*	*	*	*	*	*	0	446	0	0	0	0	149
03:00	*	*	*	*	*	*	*	*	*	0	472	0	0	0	0	157
04:00	*	*	*	*	*	*	*	*	*	2	447	0	0	0	1	149
05:00	*	*	*	*	*	*	*	*	*	0	452	0	0	0	0	151
06:00	*	*	*	*	*	*	*	*	*	0	341	0	0	0	0	114
07:00	*	*	*	*	*	*	*	*	*	0	220	0	0	0	0	73
08:00	*	*	*	*	*	*	*	*	*	0	158	0	0	0	0	53
09:00	*	*	*	*	*	*	*	*	*	0	119	0	0	0	0	40
10:00	*	*	*	*	*	*	*	*	*	0	88	0	0	0	0	29
11:00	*	*	*	*	*	*	*	*	*	0	84	0	0	0	0	28

Main Street

									Friday		Saturday		Sunday				
	WB	EB	WB	EB	WB	EB	WB	EB	WB	EB	WB	EB	WB	EB	WB	EB	
12:00 AM	*	*	*	*	*	*	*	*	*	*	37	124	33	129	35	126	
01:00	*	*	*	*	*	*	*	*	*	*	15	99	14	107	14	103	
02:00	*	*	*	*	*	*	*	*	*	*	11	100	11	120	11	110	
03:00	*	*	*	*	*	*	*	*	*	*	6	33	3	28	4	30	
04:00	*	*	*	*	*	*	*	*	*	*	3	19	4	25	4	22	
05:00	*	*	*	*	*	*	*	*	*	*	9	42	6	26	8	34	
06:00	*	*	*	*	*	*	*	*	*	*	27	74	11	37	19	56	
07:00	*	*	*	*	*	*	*	*	*	*	9	124	12	42	10	83	
08:00	*	*	*	*	*	*	*	*	*	*	1	146	10	76	6	111	
09:00	*	*	*	*	*	*	*	*	*	*	0	171	12	111	6	141	
10:00	*	*	*	*	*	*	*	*	*	77	277	2	220	20	166	33	221
11:00	*	*	*	*	*	*	*	*	*	96	322	5	211	18	178	40	237
12:00 PM	*	*	*	*	*	*	*	*	*	75	323	3	218	26	194	35	245
01:00	*	*	*	*	*	*	*	*	*	85	329	16	228	19	245	40	267
02:00	*	*	*	*	*	*	*	*	*	109	379	38	258	32	211	60	283
03:00	*	*	*	*	*	*	*	*	*	79	372	34	277	32	233	48	294
04:00	*	*	*	*	*	*	*	*	*	120	389	52	260	33	211	68	287
05:00	*	*	*	*	*	*	*	*	*	135	371	48	258	33	201	72	277
06:00	*	*	*	*	*	*	*	*	*	112	356	48	275	36	154	65	262
07:00	*	*	*	*	*	*	*	*	*	82	272	48	294	33	151	54	239
08:00	*	*	*	*	*	*	*	*	*	51	234	45	313	16	136	37	228
09:00	*	*	*	*	*	*	*	*	*	43	176	57	209	16	128	39	171
10:00	*	*	*	*	*	*	*	*	*	44	185	49	164	19	93	37	147
11:00	*	*	*	*	*	*	*	*	*	26	157	35	194	17	74	26	142
											598	4311	466	3,076		771	4116
												4,909		3,542	Round these for Saturday/Sunday		

Main Street	Monday		Tuesday		Wednesday		Thursday		Friday		Saturday		Weekday Average		
	WB	EB	WB	EB	WB	EB	WB	EB	WB	EB	WB	EB	WB	EB	
12:00 AM	9	38	15	62	16	72	23	93	30	109	39	126 *	*	19	75
01:00	3	36	3	47	15	44	9	71	13	86	24	122 *	*	9	57
02:00	2	17	3	23	5	27	5	30	8	66	8	98 *	*	5	33
03:00	1	13	4	20	3	15	5	24	12	37	11	44 *	*	5	22
04:00	12	35	11	25	11	27	6	23	7	34	3	20 *	*	9	29
05:00	18	66	5	47	8	60	12	54	32	71	11	39 *	*	15	60
06:00	44	127	50	109	45	119	55	113	45	116	17	71 *	*	48	117
07:00	60	223	83	247	83	254	87	251	80	242	26	91 *	*	79	243
08:00	85	257	87	357	82	339	97	306	83	270	22	142 *	*	87	306
09:00	83	324	114	349	99	311	70	333	81	321	20	174 *	*	89	328
10:00	85	310	72	318	83	306	71	305	78	280	43	172 *	*	78	304
11:00	79	277	96	289	88	305	73	297	70	296	48	183 *	*	81	293
12:00 PM	96	288	86	290	104	315	79	284	63	298	50	222 *	*	86	295
01:00	69	266	106	341	112	325	85	324	69	279	48	261 *	*	88	307
02:00	79	327	92	362	117	366	95	395	73	366	54	256 *	*	91	363
03:00	74	338	86	415	91	398	71	375	101	418	57	222 *	*	85	389
04:00	121	367	126	353	101	391	97	384	115	373	52	207 *	*	112	374
05:00	143	352	148	412	132	385	99	380	119	394	68	234 *	*	128	385
06:00	144	327	153	356	106	378	110	401	142	304	64	180 *	*	131	353
07:00	80	230	98	218	115	258	108	245	77	238	72	196 *	*	96	238
08:00	68	201	57	185	50	227	59	186	55	215	51	194 *	*	58	203
09:00	56	178	36	190	54	196	45	208	52	186	35	177 *	*	49	192
10:00	22	131	35	128	37	168	46	192	55	194	56	201 *	*	39	163
11:00	23	94	29	118	38	112	36	148	39	152	54	168 *	*	33	125
											933	3,800	Use this	1,518	5,250 Use this for EB Weekdays
											4,733			6,767	

Vassar Street	Monday		Tuesday		Wednesday		Thursday		Friday		Saturday		Sunday		Weekday Average	
	NB	SB	NB	SB	NB	SB	NB	SB	NB	SB	NB	SB	NB	SB	NB	SB
12:00 AM	40	40	62	34	85	48	85	49	94	53	103	60	78	61	73	45
01:00	37	17	49	30	42	31	60	27	49	33	68	54	67	50	47	28
02:00	20	15	37	17	39	27	34	16	47	22	60	41	59	31	35	19
03:00	13	14	26	20	25	28	33	17	30	26	30	29	32	37	25	21
04:00	42	38	23	33	30	26	44	34	42	48	20	22	12	26	36	36
05:00	118	138	109	121	114	143	88	118	109	115	52	45	29	29	108	127
06:00	218	287	257	310	228	271	240	300	211	265	85	91	49	58	231	287
07:00	419	400	440	415	426	445	405	397	374	389	108	91	47	52	413	409
08:00	517	463	623	481	560	494	539	485	501	454	159	128	63	52	548	475
09:00	516	427	580	526	484	509	543	503	502	436	175	146	*	*	525	480
10:00	390	299	416	348	422	369	433	350	440	285	251	198	*	*	420	330
11:00	314	255	366	320	367	341	407	336	375	307	204	178	*	*	366	312
12:00 PM	327	286	338	307	344	360	362	321	397	345	231	216	*	*	354	324
01:00	310	274	355	304	364	327	352	324	368	315	268	207	*	*	350	309
02:00	339	305	359	373	353	383	398	373	398	400	225	231	*	*	369	367
03:00	403	361	399	393	420	419	428	411	419	396	239	206	*	*	414	396
04:00	402	431	430	410	455	422	423	427	391	353	232	210	*	*	420	409
05:00	550	462	552	445	517	487	570	468	498	434	270	196	*	*	537	459
06:00	416	318	473	366	469	414	489	344	384	307	214	174	*	*	446	350
07:00	280	220	301	238	342	301	360	256	288	254	206	163	*	*	314	254
08:00	233	155	235	176	232	160	237	182	246	163	170	130	*	*	237	167
09:00	172	139	183	190	212	192	196	189	185	166	156	108	*	*	190	175
10:00	137	161	172	156	156	127	181	152	165	156	151	144	*	*	162	150
11:00	103	63	108	60	117	100	123	104	128	102	127	112	*	*	116	86
															6,737	6,014
															12,751	Round this for weekdays

Vassar Street										Friday	Saturday	Sunday	Weekday Average				
12:00 AM	*	*	*	*	*	*	*	*	*	*	110	64	88	68	*	*	
01:00	*	*	*	*	*	*	*	*	*	*	62	44	65	44	*	*	
02:00	*	*	*	*	*	*	*	*	*	*	68	39	71	38	*	*	
03:00	*	*	*	*	*	*	*	*	*	*	53	24	29	25	*	*	
04:00	*	*	*	*	*	*	*	*	*	*	21	27	31	17	*	*	
05:00	*	*	*	*	*	*	*	*	*	*	70	60	27	30	*	*	
06:00	*	*	*	*	*	*	*	*	*	*	75	77	29	35	*	*	
07:00	*	*	*	*	*	*	*	*	*	*	101	97	60	42	*	*	
08:00	*	*	*	*	*	*	*	*	*	*	116	133	85	70	*	*	
09:00	*	*	*	*	*	*	*	*	*	484	426	169	147	109	99	484	426
10:00	*	*	*	*	*	*	*	*	*	370	331	197	170	156	131	370	331
11:00	*	*	*	*	*	*	*	*	*	380	381	207	197	157	167	380	381
12:00 PM	*	*	*	*	*	*	*	*	*	427	335	225	227	198	221	427	335
01:00	*	*	*	*	*	*	*	*	*	418	310	238	239	195	211	418	310
02:00	*	*	*	*	*	*	*	*	*	386	370	222	247	209	191	386	370
03:00	*	*	*	*	*	*	*	*	*	404	471	231	241	230	199	404	471
04:00	*	*	*	*	*	*	*	*	*	418	433	218	176	167	168	418	433
05:00	*	*	*	*	*	*	*	*	*	522	465	231	180	198	148	522	465
06:00	*	*	*	*	*	*	*	*	*	459	392	237	155	201	150	459	392
07:00	*	*	*	*	*	*	*	*	*	352	272	215	160	161	128	352	272
08:00	*	*	*	*	*	*	*	*	*	282	183	197	136	139	103	282	183
09:00	*	*	*	*	*	*	*	*	*	177	163	136	114	112	78	177	163
10:00	*	*	*	*	*	*	*	*	*	169	148	126	103	100	95	169	148
11:00	*	*	*	*	*	*	*	*	*	130	111	125	93	89	72	130	111
											3,650	3,150	2,906	2,530	5378	4791	

Use this for Saturdays and Sundays

Third Street										Friday	Saturday	Sunday	Weekday Average					
	Monday	Tuesday	Wednesday	Thursday	Friday	Saturday	Sunday	Weekday Average										
	SB	NB	SB	NB	SB	NB	SB	NB	SB	NB	SB	NB	SB	NB	SB	NB		
12:00 AM	*	*	*	*	*	*	*	*	*	*	178	7	75	5	126	6		
01:00	*	*	*	*	*	*	*	*	*	*	123	5	60	3	92	4		
02:00	*	*	*	*	*	*	*	*	*	*	117	4	46	0	82	2		
03:00	*	*	*	*	*	*	*	*	*	*	50	1	29	1	40	1		
04:00	*	*	*	*	*	*	*	*	*	*	25	2	24	0	24	1		
05:00	*	*	*	*	*	*	*	*	*	*	96	3	31	4	64	4		
06:00	*	*	*	*	*	*	*	*	*	*	106	9	46	0	76	4		
07:00	*	*	*	*	*	*	*	*	*	*	137	5	40	1	88	3		
08:00	*	*	*	*	*	*	*	*	*	*	144	3	64	1	104	2		
09:00	*	*	*	*	*	*	*	*	*	273	378	205	7	112	6	197	130	
10:00	*	*	*	*	*	*	*	*	*	283	272	180	69	117	6	193	116	
11:00	*	*	*	*	*	*	*	*	*	295	280	260	6	135	6	230	97	
12:00 PM	*	*	*	*	*	*	*	*	*	293	324	237	8	181	8	237	113	
01:00	*	*	*	*	*	*	*	*	*	274	344	243	10	186	4	234	119	
02:00	*	*	*	*	*	*	*	*	*	336	304	254	6	171	6	254	105	
03:00	*	*	*	*	*	*	*	*	*	542	329	255	10	180	8	326	116	
04:00	*	*	*	*	*	*	*	*	*	538	321	213	6	148	7	300	111	
05:00	*	*	*	*	*	*	*	*	*	577	358	225	17	141	7	314	127	
06:00	*	*	*	*	*	*	*	*	*	395	264	212	11	170	12	259	96	
07:00	*	*	*	*	*	*	*	*	*	250	223	207	7	175	5	211	78	
08:00	*	*	*	*	*	*	*	*	*	172	175	173	11	139	9	161	65	
09:00	*	*	*	*	*	*	*	*	*	233	24	132	3	105	4	157	10	
10:00	*	*	*	*	*	*	*	*	*	309	10	133	3	95	4	179	6	
11:00	*	*	*	*	*	*	*	*	*	230	7	115	7	76	11	140	8	
											5,000	3,613	4,020	220	2,546	118		
													4,240		2,664		Use This for Sat and Sun	

Third Street	Monday		Tuesday		Wednesday		Thursday		Friday		Saturday		Sunday		Weekday Average	
	SB	NB	SB	NB	SB	NB	SB	NB	SB	NB	SB	NB	SB	NB	SB	NB
12:00 AM	38	5	25	40	36	43	36	57	47	59	71	82	69	95	36	41
01:00	24	8	20	22	16	24	36	37	34	36	49	61	50	53	26	25
02:00	13	4	16	24	10	15	21	20	31	33	54	65	39	49	18	19
03:00	16	4	17	13	10	14	7	10	20	23	24	24	26	39	14	13
04:00	27	6	24	18	22	15	15	19	23	12	23	12	19	18	22	14
05:00	85	18	76	110	80	95	66	94	78	62	51	37	34	15	77	76
06:00	224	113	155	198	167	188	176	246	145	192	56	54	41	30	173	187
07:00	268	92	291	370	305	344	270	339	279	323	128	64	52	62	283	294
08:00	335	83	357	495	342	507	308	486	358	436	228	115	50	64	340	401
09:00	270	91	332	429	338	413	339	436	305	408	262	122	*	*	317	355
10:00	222	276	279	324	274	294	306	312	244	332	284	164	*	*	265	308
11:00	232	250	234	277	240	267	253	293	289	295	312	145	*	*	250	276
12:00 PM	219	288	221	261	282	283	280	290	304	292	368	179	*	*	261	283
01:00	248	266	285	293	254	302	267	290	290	307	310	218	*	*	269	292
02:00	274	274	295	306	304	324	306	314	345	327	212	212	*	*	305	309
03:00	384	311	393	334	399	318	407	304	465	463	178	190	*	*	410	346
04:00	501	307	510	334	522	366	540	363	526	330	188	212	*	*	520	340
05:00	558	335	561	380	592	312	565	336	479	362	203	188	*	*	551	345
06:00	403	314	474	337	564	316	458	363	396	333	227	224	*	*	459	333
07:00	272	213	286	250	299	250	304	272	257	210	214	191	*	*	284	239
08:00	164	136	208	160	206	185	233	197	190	212	148	159	*	*	200	178
09:00	138	142	182	134	159	162	156	146	162	170	131	149	*	*	159	151
10:00	102	108	139	122	137	100	119	137	136	147	112	156	*	*	127	123
11:00	58	71	77	69	95	77	109	119	113	98	91	112	*	*	90	87
	5,075	3,715	5,457	5,300	5,653	5,214	5,577	5,480	5,516	5,462	3,924	3,135			5,456	5,034
		8,790		10,757		10,867		11,057		10,978		7,059				10,490

Round this for weekdays

Broadway 2013 *Construction pre	Monday		Tuesday		Wednesday		Thursday		Friday		Saturday		Sunday		Weekday Average		
	EB	WB	EB	WB	EB	WB	EB	WB	EB	WB	EB	WB	EB	WB	EB	WB	WB
12:00 AM	89	116	88	115	97	110	107	127	154	158	239	276	226	261	107	125	152
01:00	50	58	49	57	62	62	69	83	86	112	164	189	188	217	63	74	103
02:00	26	31	26	31	36	52	50	36	55	65	176	203	127	147	39	43	78
03:00	24	28	25	30	26	26	24	43	60	53	60	69	76	88	32	36	45
04:00	63	75	50	59	46	68	45	62	49	72	39	45	37	43	51	67	44
05:00	78	288	95	352	93	345	94	393	112	361	73	84	52	60	94	348	86
06:00	328	620	282	534	264	544	280	538	230	521	132	152	83	96	277	551	212
07:00	482	720	472	705	484	630	464	588	454	629	187	216	154	178	471	654	369
08:00	812	887	677	739	684	763	674	732	622	694	208	240	156	180	694	763	504
09:00	722	845	580	679	629	677	544	738	573	630	268	309	230	266	610	714	519
10:00	555	705	484	615	452	610	451	571	448	601	339	391	292	336	459	620	435
11:00	413	604	450	569	414	604	478	577	471	563	367	424	316	364	445	583	432
12:00 PM	424	603	440	593	487	586	503	560	482	585	406	469	349	403	467	585	457
01:00	446	563	538	520	547	539	544	522	525	556	440	508	378	437	520	540	507
02:00	577	575	642	539	635	555	674	523	725	576	452	522	389	449	651	554	618
03:00	588	644	655	511	689	552	659	552	701	618	451	520	388	448	658	575	624
04:00	669	657	699	596	654	639	719	575	704	662	423	488	364	420	689	626	645
05:00	764	705	772	603	933	669	803	602	715	586	447	516	384	444	797	633	739
06:00	605	705	667	630	659	662	707	630	606	539	424	489	365	421	649	633	611
07:00	451	519	482	504	544	526	502	488	499	428	408	471	351	405	496	493	481
08:00	317	363	345	361	338	430	391	434	398	409	329	380	283	327	358	399	353
09:00	286	307	276	376	320	364	336	360	337	369	325	375	280	323	311	355	313
10:00	228	317	225	260	248	311	293	393	326	344	320	369	275	318	264	325	273
11:00	144	175	144	179	178	224	219	235	278	291	328	379	282	326	193	221	215
Day Total	9,140	11,109	9,163	10,157	9,519	10,550	9,630	10,363	9,610	10,421	7,005	8,084	6,024	6,952	9,393	10,520	8,815
		20,249		19,320		20,069		19,993		20,031		15,089		12,976		19,913	
	2013	47,062	EB				2012	40,128	EB			2011	44,693	EB			
	2013	52,600	WB	Est.			2012	46,325	WB			2011	55,800	WB			
								86,453	Combined M-F Wkdys				100,493	Combined M-F Wkdys			
							Assume WB=	1.154431	* 2012 WB Volumes				1.248518	1.201474			

Estimates based on hourly variations

Round this for weekdays

Broadway 2012

	Monday		Tuesday		Wednesday		Thursday		Friday		0				
	EB	WB	EB	WB	EB	WB	EB	WB	EB	WB					
12:00 AM	100	102	91	101	102	97	93	112	134	139 *	*	*	*	104	110
01:00	46	51	52	50	61	55	72	73	85	99 *	*	*	*	63	66
02:00	31	27	26	27	37	46	30	32	49	57 *	*	*	*	35	38
03:00	22	25	21	26	24	23	29	38	38	47 *	*	*	*	27	32
04:00	48	66	53	52	48	60	36	55	48	63 *	*	*	*	47	59
05:00	95	254	92	310	75	304	115	346	97	318 *	*	*	*	95	306
06:00	249	546	243	470	221	479	265	474	199	459 *	*	*	*	235	486
07:00	462	634	349	621	367	555	407	518	334	554 *	*	*	*	384	576
08:00	688	781	510	651	476	672	509	645	499	611 *	*	*	*	536	672
09:00	571	744	434	598	464	596	421	650	401	555 *	*	*	*	458	629
10:00	457	621	383	542	378	537	381	503	371	529 *	*	*	*	394	546
11:00	431	532	382	501	409	532	398	508	393	496 *	*	*	*	403	514
12:00 PM	448	531	429	522	384	516	420	493	456	515 *	*	*	*	427	515
01:00	471	496	452	458	449	475	496	460	479	490 *	*	*	*	469	476
02:00	517	506	465	475	477	489	512	461	521	507 *	*	*	*	498	488
03:00	531	567	531	450	534	486	479	486	599	544 *	*	*	*	535	507
04:00	658	579	601	525	569	563	580	506	510	583 *	*	*	*	584	551
05:00	729	621	782	531	652	589	656	530	520	516 *	*	*	*	668	557
06:00	594	621	556	555	559	583	506	555	431	475 *	*	*	*	529	558
07:00	400	457	460	444	418	463	447	430	381	377 *	*	*	*	421	434
08:00	279	320	485	318	316	379	330	382	313	360 *	*	*	*	345	352
09:00	260	270	430	331	289	321	292	317	286	325 *	*	*	*	311	313
10:00	225	279	265	229	274	274	288	346	285	303 *	*	*	*	267	286
11:00	139	154	177	158	185	197	228	207	221	256 *	*	*	*	190	194
	8451	9784	8269	8945	7768	9291	7990	9127	7650	9178					

Broadway 2011

12:00 AM	68	89	71	125	86	119	93	110	114	171 *	*	*	*	86	123
01:00	36	52	52	78	68	99	72	108	85	113 *	*	*	*	63	90
02:00	38	40	35	39	45	46	43	46	79	80 *	*	*	*	48	50
03:00	25	34	23	32	30	30	29	29	32	60 *	*	*	*	28	37
04:00	39	66	36	61	40	72	50	75	54	75 *	*	*	*	44	70
05:00	110	302	94	288	91	268	102	317	99	278 *	*	*	*	99	291
06:00	288	565	311	509	286	537	298	553	323	532 *	*	*	*	301	539
07:00	443	666	488	617	504	720	512	878	510	703 *	*	*	*	491	717
08:00	633	947	644	810	630	1027	685	1102	658	941 *	*	*	*	650	965
09:00	492	778	513	720	564	752	524	865	525	733 *	*	*	*	524	770
10:00	418	540	450	539	478	620	468	669	425	535 *	*	*	*	448	581
11:00	418	527	432	555	403	568	423	611	443	499 *	*	*	*	424	552
12:00 PM	420	520	425	545	291	573	403	629	476	543 *	*	*	*	403	562
01:00	462	483	487	508	513	563	482	552	443	562 *	*	*	*	477	534
02:00	473	511	531	524	557	538	516	637	628	570 *	*	*	*	541	556
03:00	557	628	634	587	565	637	623	710	647	637 *	*	*	*	605	640
04:00	662	720	682	646	701	731	690	738	737	659 *	*	*	*	694	699
05:00	780	848	816	727	787	801	811	931	791	696 *	*	*	*	797	801
06:00	581	720	629	585	640	691	712	754	590	584 *	*	*	*	630	667
07:00	403	481	447	510	503	477	478	639	449	540 *	*	*	*	456	529
08:00	308	361	323	379	312	382	405	519	409	462 *	*	*	*	351	421
09:00	223	316	295	310	318	350	336	417	397	467 *	*	*	*	314	372
10:00	180	250	213	270	251	306	273	330	377	461 *	*	*	*	259	323
11:00	157	185	164	244	184	206	210	324	308	406 *	*	*	*	205	273
	8214	10629	8795	10208	8847	11113	9238	12543	9599	11307					

2013 Manual Traffic Count Data

Accurate Counts
978-664-2565

N/S Street : Bicycle Counts at ATR
E/W Street : on Binney Street
City/State : Cambridge, MA
Weather : Clear

File Name : LG038001
Site Code : LG038001
Start Date : 5/15/2013
Page No : 1

Groups Printed- Bikes on ST - Bikes on SW

Start Time	From East		From West		Int. Total
	Thru		Thru		
07:30 AM	0		2		2
07:45 AM	0		3		3
Total	0		5		5
08:00 AM	3		1		4
08:15 AM	3		6		9
08:30 AM	1		14		15
08:45 AM	1		6		7
Total	8		27		35
09:00 AM	2		6		8
09:15 AM	0		5		5
Grand Total	10		43		53
Apprch %	100		100		
Total %	18.9		81.1		
Bikes on ST	10		43		53
% Bikes on ST	100		100		100
Bikes on SW	0		0		0
% Bikes on SW	0		0		0

Start Time	From North	From East		From South	From West		Int. Total
	App. Total	Thru	App. Total	App. Total	Thru	App. Total	

Peak Hour Analysis From 07:30 AM to 09:15 AM - Peak 1 of 1

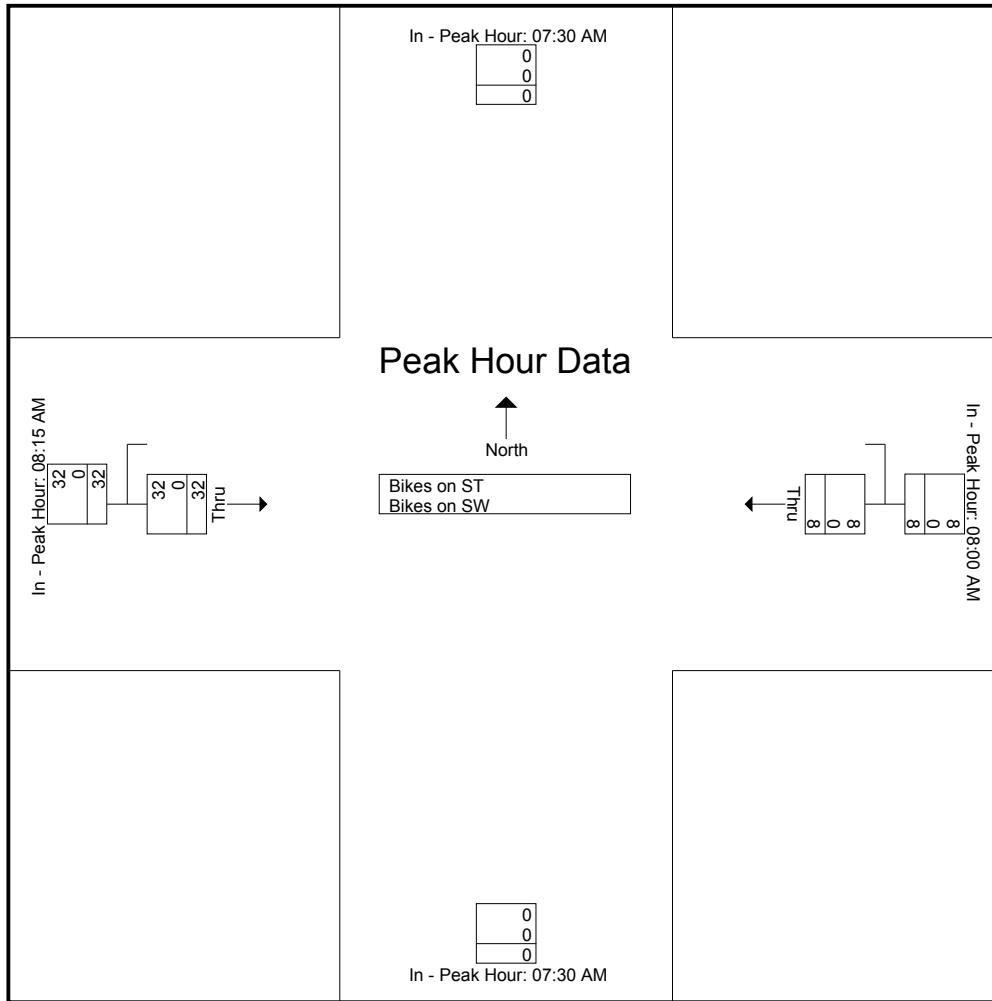
Peak Hour for Entire Intersection Begins at 08:15 AM

08:15 AM	0	3	3	0	6	6	9
08:30 AM	0	1	1	0	14	14	15
08:45 AM	0	1	1	0	6	6	7
09:00 AM	0	2	2	0	6	6	8
Total Volume	0	7	7	0	32	32	39
% App. Total		100			100		
PHF	.000	.583	.583	.000	.571	.571	.650
Bikes on ST	0	7	7	0	32	32	39
% Bikes on ST	0	100	100	0	100	100	100
Bikes on SW	0	0	0	0	0	0	0
% Bikes on SW	0	0	0	0	0	0	0

Accurate Counts
978-664-2565

N/S Street : Bicycle Counts at ATR
E/W Street : on Binney Street
City/State : Cambridge, MA
Weather : Clear

File Name : LG038001
Site Code : LG038001
Start Date : 5/15/2013
Page No : 3



Accurate Counts
978-664-2565

N/S Street : Bicycle Counts at ATR
E/W Street : on Binney Street
City/State : Cambridge, MA
Weather : Clear

File Name : LG038001
Site Code : LG038001
Start Date : 5/15/2013
Page No : 1

Groups Printed- Bikes on ST

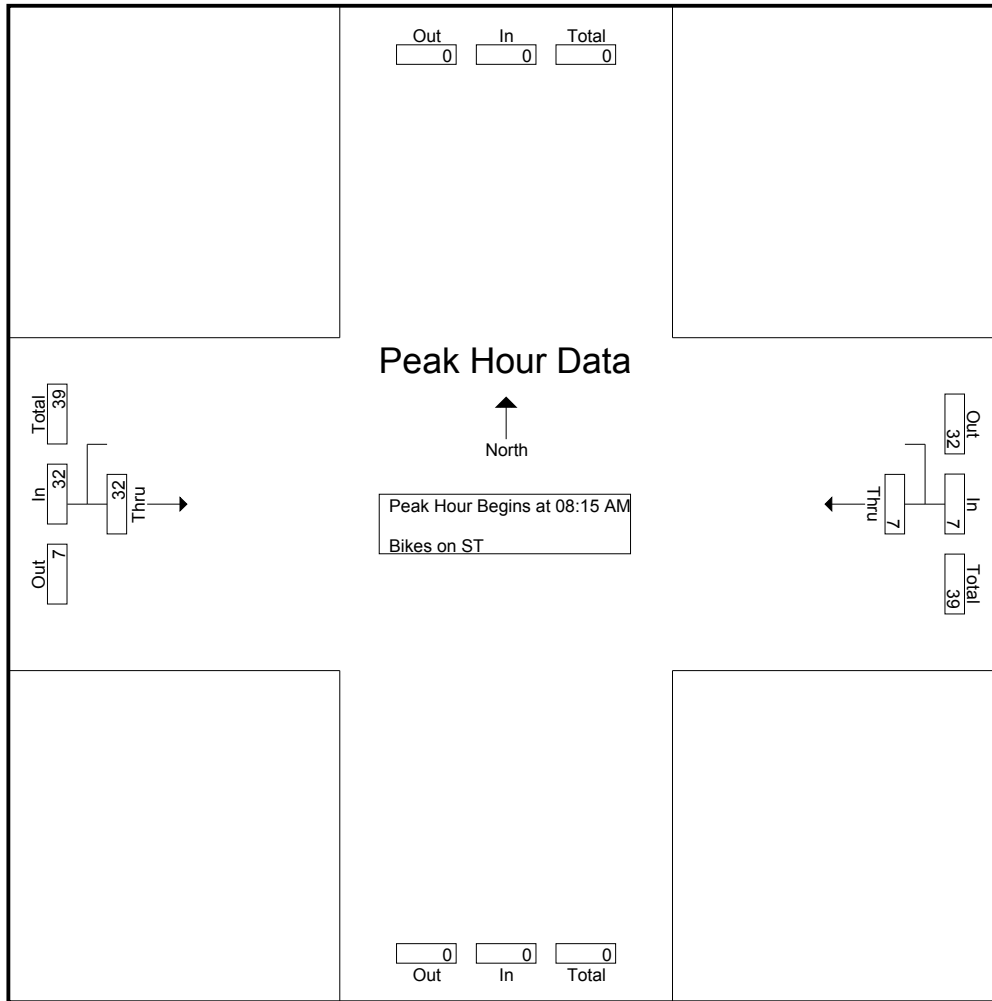
	From East	From West	
Start Time	Thru	Thru	Int. Total
07:30 AM	0	2	2
07:45 AM	0	3	3
Total	0	5	5
08:00 AM	3	1	4
08:15 AM	3	6	9
08:30 AM	1	14	15
08:45 AM	1	6	7
Total	8	27	35
09:00 AM	2	6	8
09:15 AM	0	5	5
Grand Total	10	43	53
Apprch %	100	100	
Total %	18.9	81.1	

	From North	From East	From South	From West			
Start Time	App. Total	Thru	App. Total	App. Total	Thru	App. Total	Int. Total
Peak Hour Analysis From 07:30 AM to 09:15 AM - Peak 1 of 1							
Peak Hour for Entire Intersection Begins at 08:15 AM							
08:15 AM	0	3	3	0	6	6	9
08:30 AM	0	1	1	0	14	14	15
08:45 AM	0	1	1	0	6	6	7
09:00 AM	0	2	2	0	6	6	8
Total Volume	0	7	7	0	32	32	39
% App. Total		100			100		
PHF	.000	.583	.583	.000	.571	.571	.650

Accurate Counts
978-664-2565

N/S Street : Bicycle Counts at ATR
E/W Street : on Binney Street
City/State : Cambridge, MA
Weather : Clear

File Name : LG038001
Site Code : LG038001
Start Date : 5/15/2013
Page No : 2



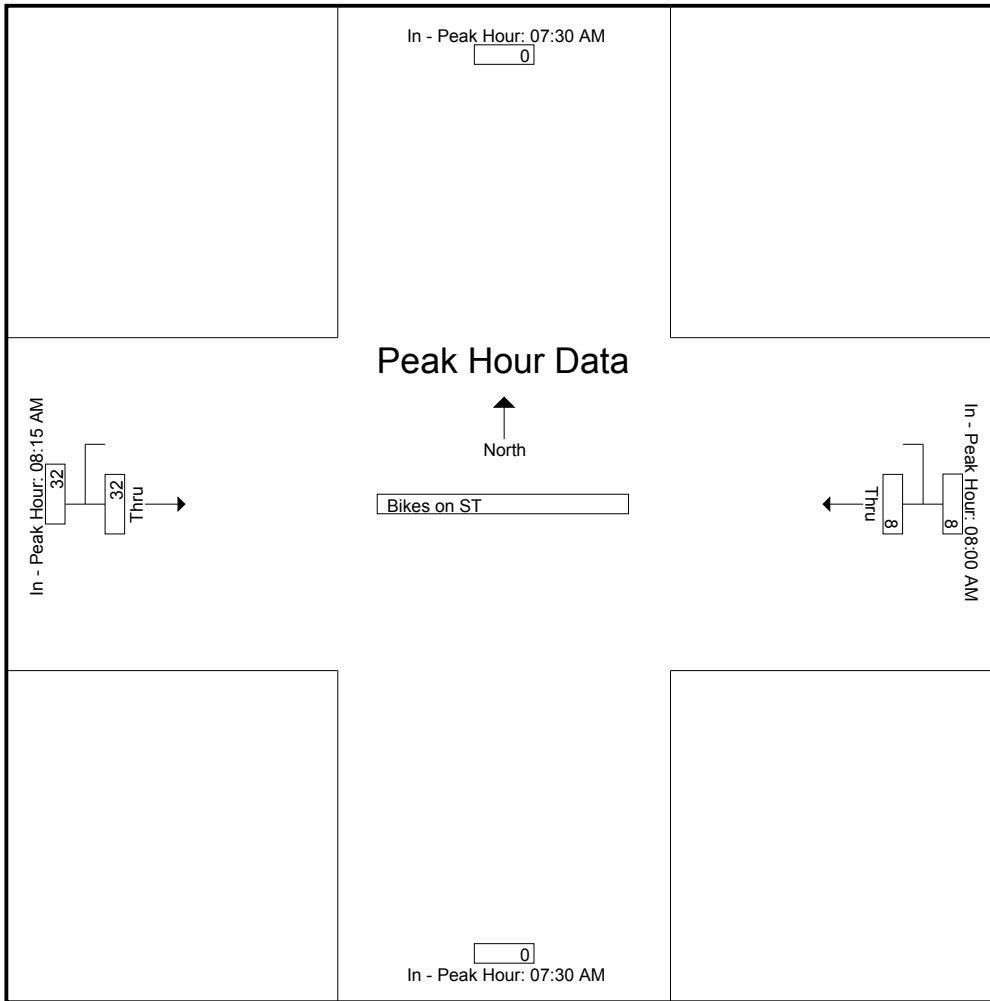
Peak Hour Analysis From 07:30 AM to 09:15 AM - Peak 1 of 1
Peak Hour for Each Approach Begins at:

	07:30 AM	08:00 AM	07:30 AM	08:15 AM
+0 mins.	0	3	0	6
+15 mins.	0	3	0	14
+30 mins.	0	1	0	6
+45 mins.	0	1	0	6
Total Volume	0	8	0	32
% App. Total		100		100
PHF	.000	.667	.000	.571

Accurate Counts
978-664-2565

N/S Street : Bicycle Counts at ATR
E/W Street : on Binney Street
City/State : Cambridge, MA
Weather : Clear

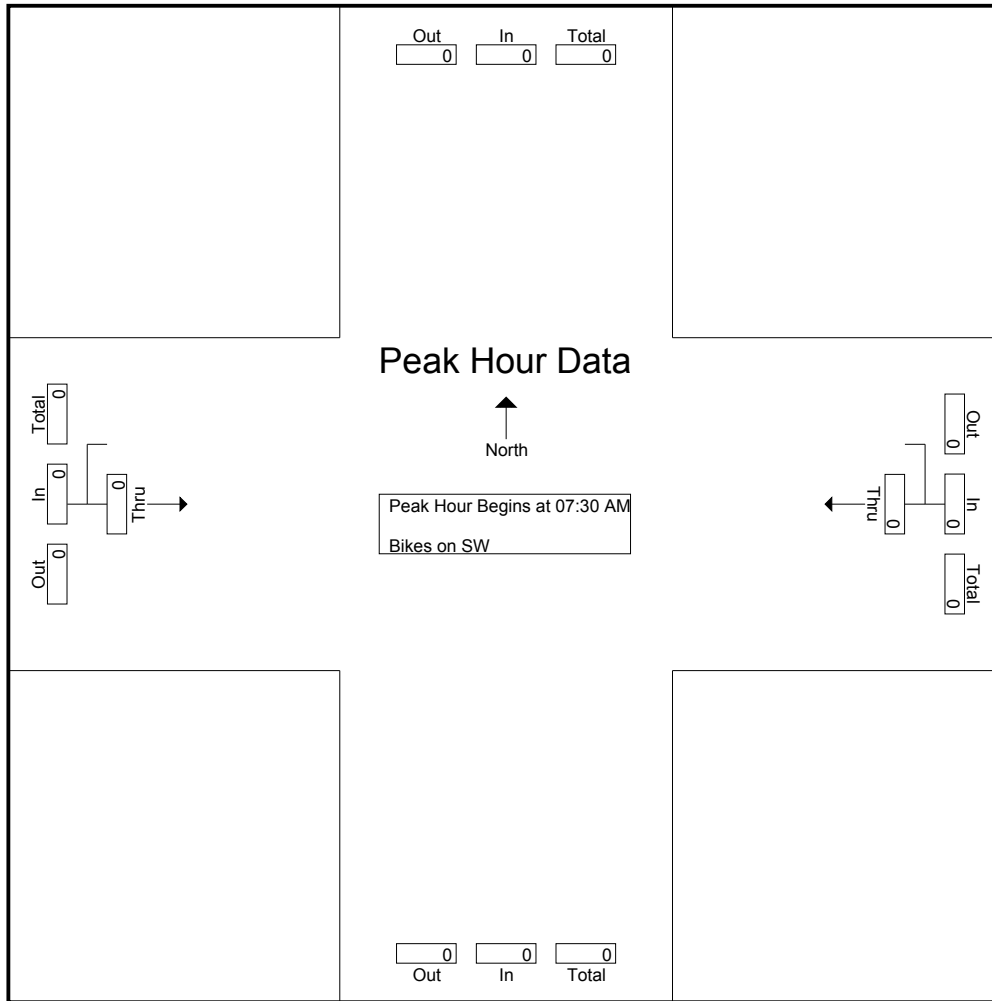
File Name : LG038001
Site Code : LG038001
Start Date : 5/15/2013
Page No : 3



Accurate Counts
978-664-2565

N/S Street : Bicycle Counts at ATR
E/W Street : on Binney Street
City/State : Cambridge, MA
Weather : Clear

File Name : LG038001
Site Code : LG038001
Start Date : 5/15/2013
Page No : 2



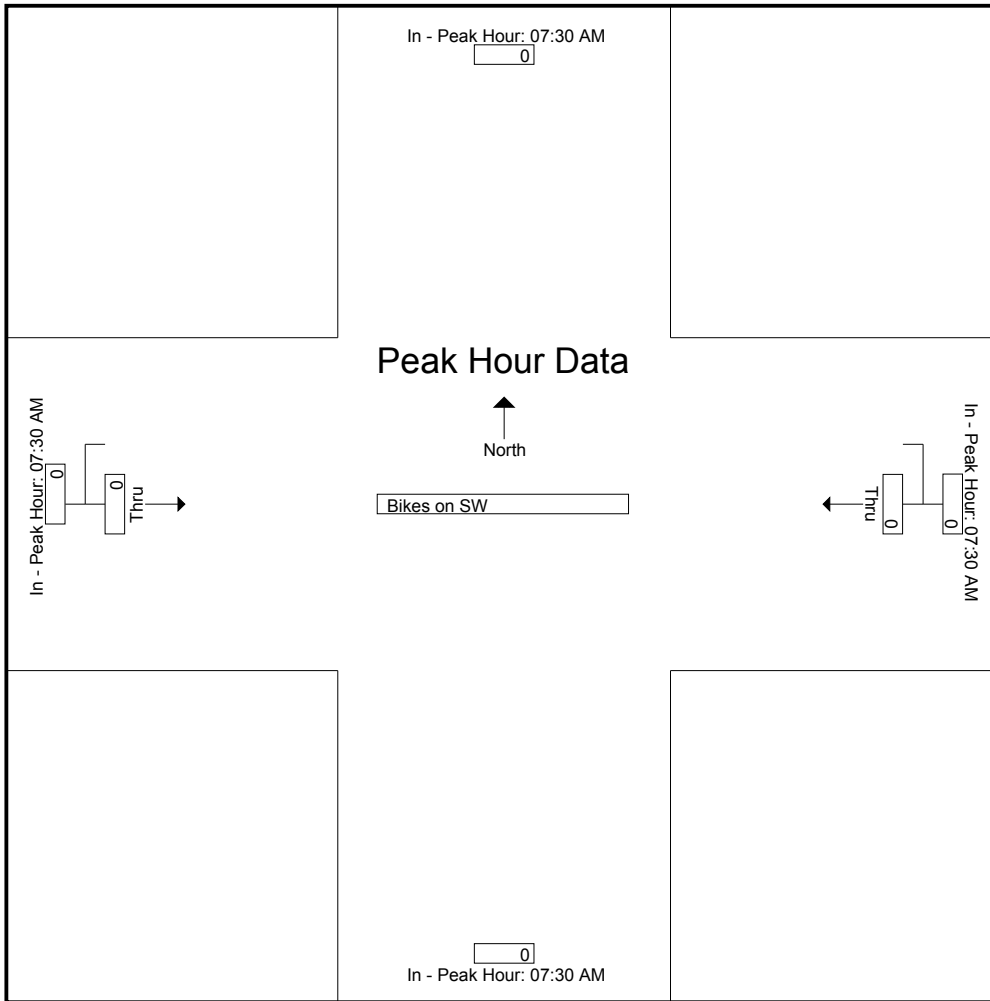
Peak Hour Analysis From 07:30 AM to 09:15 AM - Peak 1 of 1
Peak Hour for Each Approach Begins at:

	07:30 AM	07:30 AM	07:30 AM	07:30 AM	07:30 AM
+0 mins.	0	0	0	0	0
+15 mins.	0	0	0	0	0
+30 mins.	0	0	0	0	0
+45 mins.	0	0	0	0	0
Total Volume	0	0	0	0	0
% App. Total	0	0	0	0	0
PHF	.000	.000	.000	.000	.000

Accurate Counts
978-664-2565

N/S Street : Bicycle Counts at ATR
E/W Street : on Binney Street
City/State : Cambridge, MA
Weather : Clear

File Name : LG038001
Site Code : LG038001
Start Date : 5/15/2013
Page No : 3



Accurate Counts
978-664-2565

N/S Street : Bicycle Counts at ATR
E/W Street : on Binney Street
City/State : Cambridge, MA
Weather : Clear

File Name : LG038001
Site Code : LG038001
Start Date : 5/15/2013
Page No : 1

Groups Printed- Bikes on ST - Bikes on SW


	From East	From West	
Start Time	Thru	Thru	Int. Total
05:00 PM	6	7	13
05:15 PM	5	9	14
05:30 PM	4	6	10
05:45 PM	2	5	7
Total	17	27	44
06:00 PM	4	3	7
06:15 PM	8	3	11
06:30 PM	7	3	10
06:45 PM	2	2	4
Total	21	11	32
07:00 PM	1	4	5
07:15 PM	2	2	4
Grand Total	41	44	85
Apprch %	100	100	
Total %	48.2	51.8	
Bikes on ST	39	39	78
% Bikes on ST	95.1	88.6	91.8
Bikes on SW	2	5	7
% Bikes on SW	4.9	11.4	8.2

	From North	From East	From South	From West			
Start Time	App. Total	Thru	App. Total	App. Total	Thru	App. Total	Int. Total
Peak Hour Analysis From 05:00 PM to 07:15 PM - Peak 1 of 1							
Peak Hour for Entire Intersection Begins at 05:00 PM							
05:00 PM	0	6	6	0	7	7	13
05:15 PM	0	5	5	0	9	9	14
05:30 PM	0	4	4	0	6	6	10
05:45 PM	0	2	2	0	5	5	7
Total Volume	0	17	17	0	27	27	44
% App. Total		100			100		
PHF	.000	.708	.708	.000	.750	.750	.786
Bikes on ST	0	16	16	0	22	22	38
% Bikes on ST	0	94.1	94.1	0	81.5	81.5	86.4
Bikes on SW	0	1	1	0	5	5	6
% Bikes on SW	0	5.9	5.9	0	18.5	18.5	13.6

Accurate Counts
978-664-2565

N/S Street : Bicycle Counts at ATR
E/W Street : on Binney Street
City/State : Cambridge, MA
Weather : Clear

File Name : LG038001
Site Code : LG038001
Start Date : 5/15/2013
Page No : 2



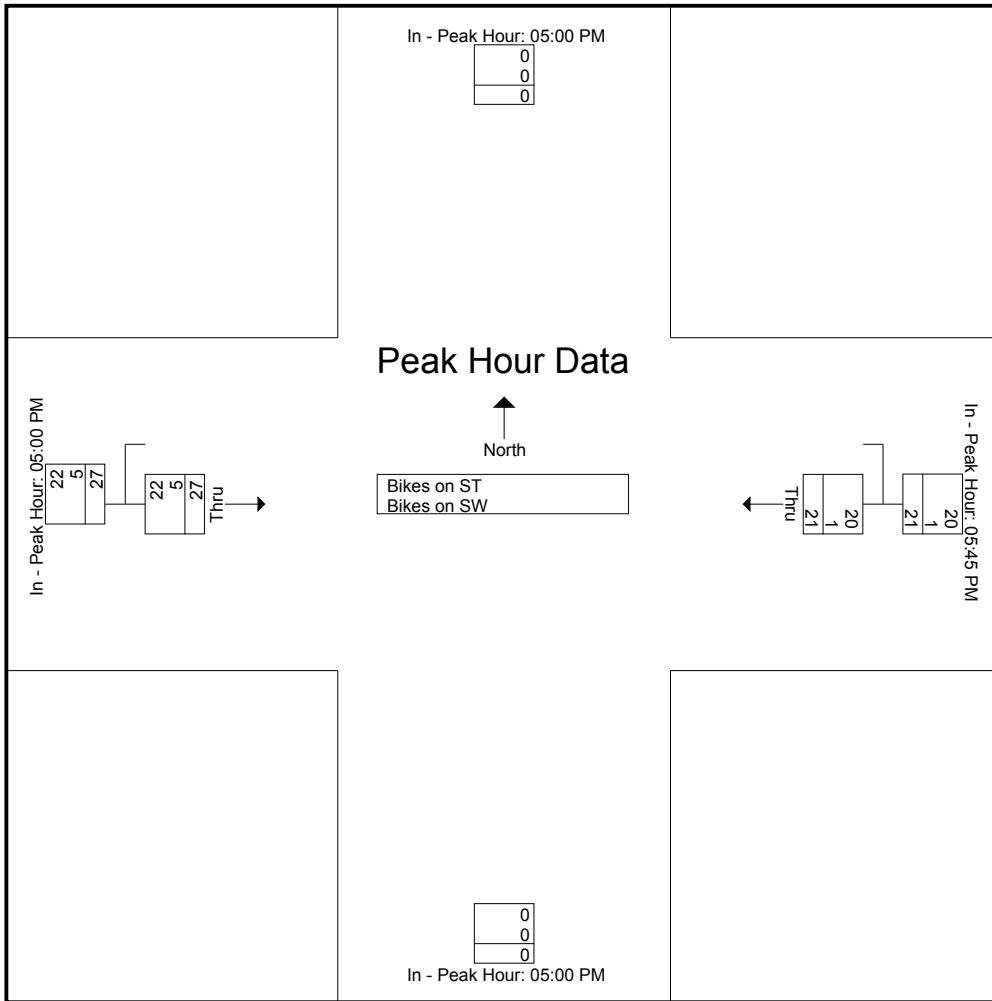
Peak Hour Analysis From 05:00 PM to 07:15 PM - Peak 1 of 1
Peak Hour for Each Approach Begins at:

	05:00 PM	05:45 PM	05:00 PM	05:00 PM
+0 mins.	0	2	0	7
+15 mins.	0	4	0	9
+30 mins.	0	8	0	6
+45 mins.	0	7	0	5
Total Volume	0	21	0	27
% App. Total		100		100
PHF	.000	.656	.656	.750
Bikes on ST	0	20	0	22
% Bikes on ST	0	95.2	0	81.5
Bikes on SW	0	1	0	5
% Bikes on SW	0	4.8	0	18.5

Accurate Counts
978-664-2565

File Name : LG038001
Site Code : LG038001
Start Date : 5/15/2013
Page No : 3

N/S Street : Bicycle Counts at ATR
E/W Street : on Binney Street
City/State : Cambridge, MA
Weather : Clear



Accurate Counts
978-664-2565

N/S Street : Bicycle Counts at ATR
E/W Street : on Binney Street
City/State : Cambridge, MA
Weather : Clear

File Name : LG038001
Site Code : LG038001
Start Date : 5/15/2013
Page No : 1

Groups Printed- Bikes on ST

Start Time	From East		From West		Int. Total
	Thru	App. Total	Thru	App. Total	
05:00 PM	5		5		10
05:15 PM	5		7		12
05:30 PM	4		5		9
05:45 PM	2		5		7
Total	16		22		38
06:00 PM	4		3		7
06:15 PM	7		3		10
06:30 PM	7		3		10
06:45 PM	2		2		4
Total	20		11		31
07:00 PM	1		4		5
07:15 PM	2		2		4
Grand Total	39		39		78
Apprch %	100		100		
Total %	50		50		

Start Time	From North	From East		From South	From West		Int. Total
	App. Total	Thru	App. Total	App. Total	Thru	App. Total	
05:00 PM	0	5	5	0	5	5	10
05:15 PM	0	5	5	0	7	7	12
05:30 PM	0	4	4	0	5	5	9
05:45 PM	0	2	2	0	5	5	7
Total Volume	0	16	16	0	22	22	38
% App. Total		100			100		
PHF	.000	.800	.800	.000	.786	.786	.792

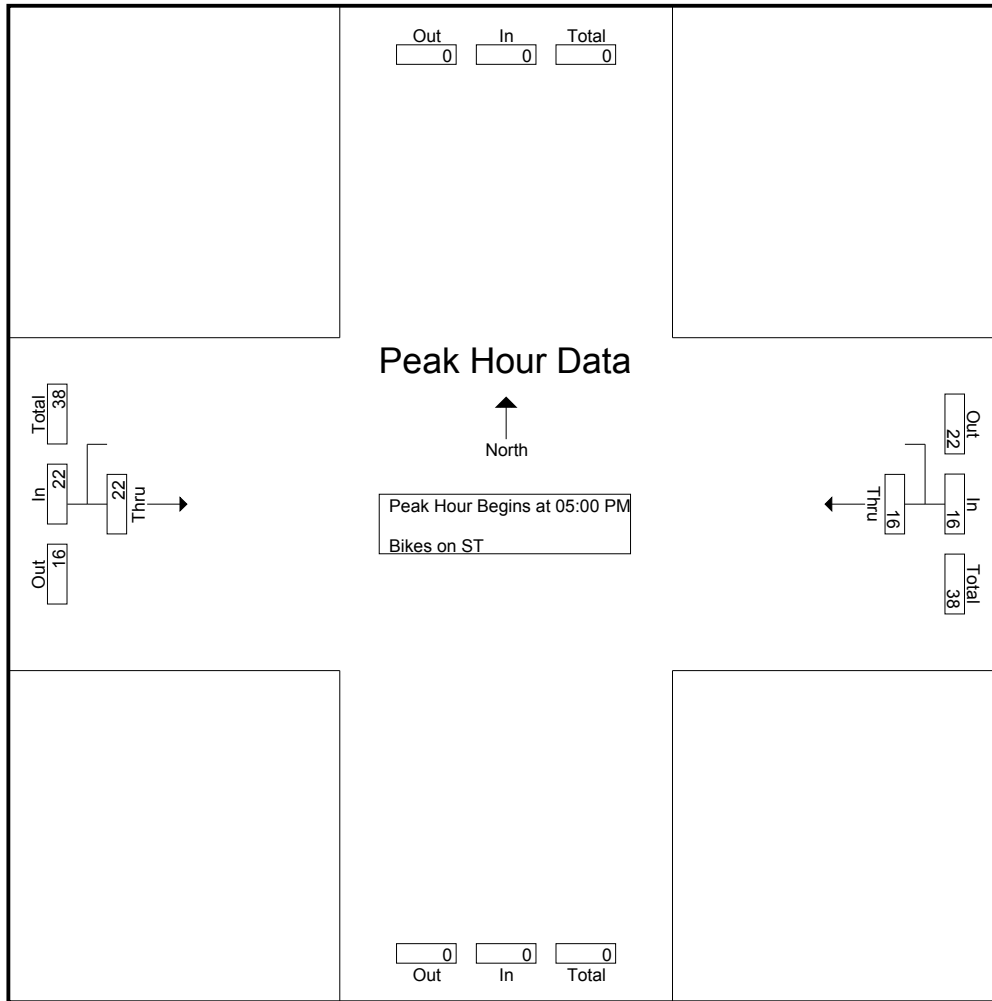
Peak Hour Analysis From 05:00 PM to 07:15 PM - Peak 1 of 1

Peak Hour for Entire Intersection Begins at 05:00 PM

Accurate Counts
978-664-2565

N/S Street : Bicycle Counts at ATR
E/W Street : on Binney Street
City/State : Cambridge, MA
Weather : Clear

File Name : LG038001
Site Code : LG038001
Start Date : 5/15/2013
Page No : 2



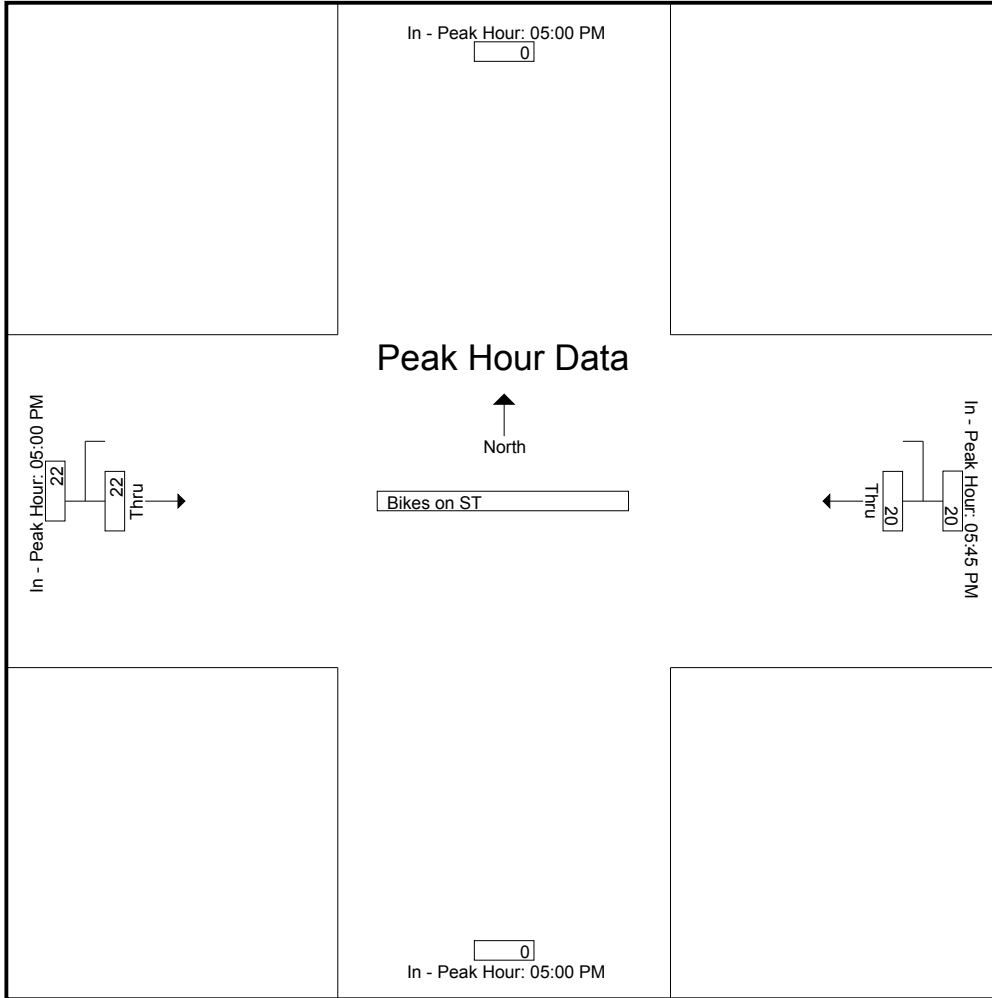
Peak Hour Analysis From 05:00 PM to 07:15 PM - Peak 1 of 1
Peak Hour for Each Approach Begins at:

	05:00 PM	05:45 PM		05:00 PM	05:00 PM	
+0 mins.	0	2	2	0	5	5
+15 mins.	0	4	4	0	7	7
+30 mins.	0	7	7	0	5	5
+45 mins.	0	7	7	0	5	5
Total Volume	0	20	20	0	22	22
% App. Total		100			100	
PHF	.000	.714	.714	.000	.786	.786

Accurate Counts
978-664-2565

File Name : LG038001
Site Code : LG038001
Start Date : 5/15/2013
Page No : 3

N/S Street : Bicycle Counts at ATR
E/W Street : on Binney Street
City/State : Cambridge, MA
Weather : Clear



Accurate Counts
978-664-2565

N/S Street : Bicycle Counts at ATR
E/W Street : on Binney Street
City/State : Cambridge, MA
Weather : Clear

File Name : LG038001
Site Code : LG038001
Start Date : 5/15/2013
Page No : 1

Groups Printed- Bikes on SW

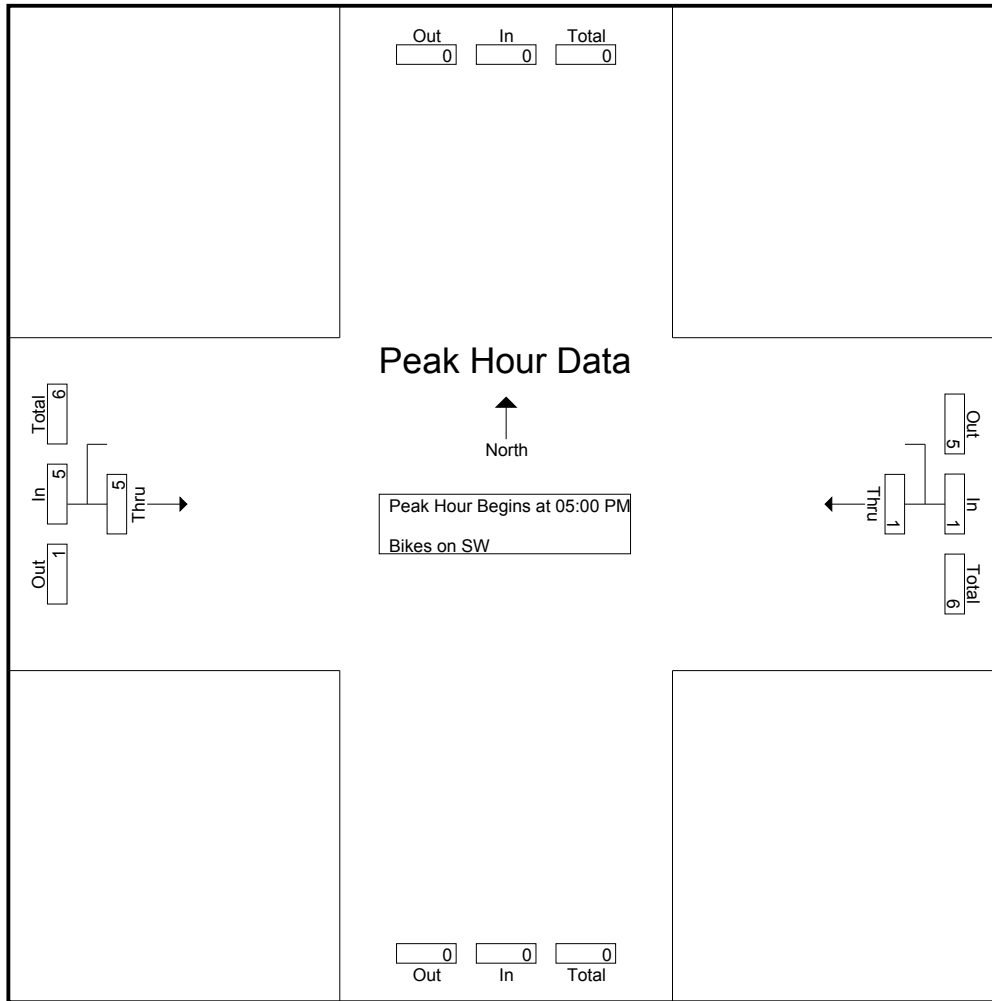
Start Time	From East		From West		Int. Total
	Thru		Thru		
05:00 PM	1		2		3
05:15 PM	0		2		2
05:30 PM	0		1		1
05:45 PM	0		0		0
Total	1		5		6
06:00 PM	0		0		0
06:15 PM	1		0		1
06:30 PM	0		0		0
06:45 PM	0		0		0
Total	1		0		1
07:00 PM	0		0		0
07:15 PM	0		0		0
Grand Total	2		5		7
Apprch %	100		100		
Total %	28.6		71.4		

Start Time	From North	From East		From South	From West		Int. Total
	App. Total	Thru	App. Total	App. Total	Thru	App. Total	
Peak Hour Analysis From 05:00 PM to 07:15 PM - Peak 1 of 1							
Peak Hour for Entire Intersection Begins at 05:00 PM							
05:00 PM	0	1	1	0	2	2	3
05:15 PM	0	0	0	0	2	2	2
05:30 PM	0	0	0	0	1	1	1
05:45 PM	0	0	0	0	0	0	0
Total Volume	0	1	1	0	5	5	6
% App. Total		100			100		
PHF	.000	.250	.250	.000	.625	.625	.500

Accurate Counts
978-664-2565

N/S Street : Bicycle Counts at ATR
E/W Street : on Binney Street
City/State : Cambridge, MA
Weather : Clear

File Name : LG038001
Site Code : LG038001
Start Date : 5/15/2013
Page No : 2



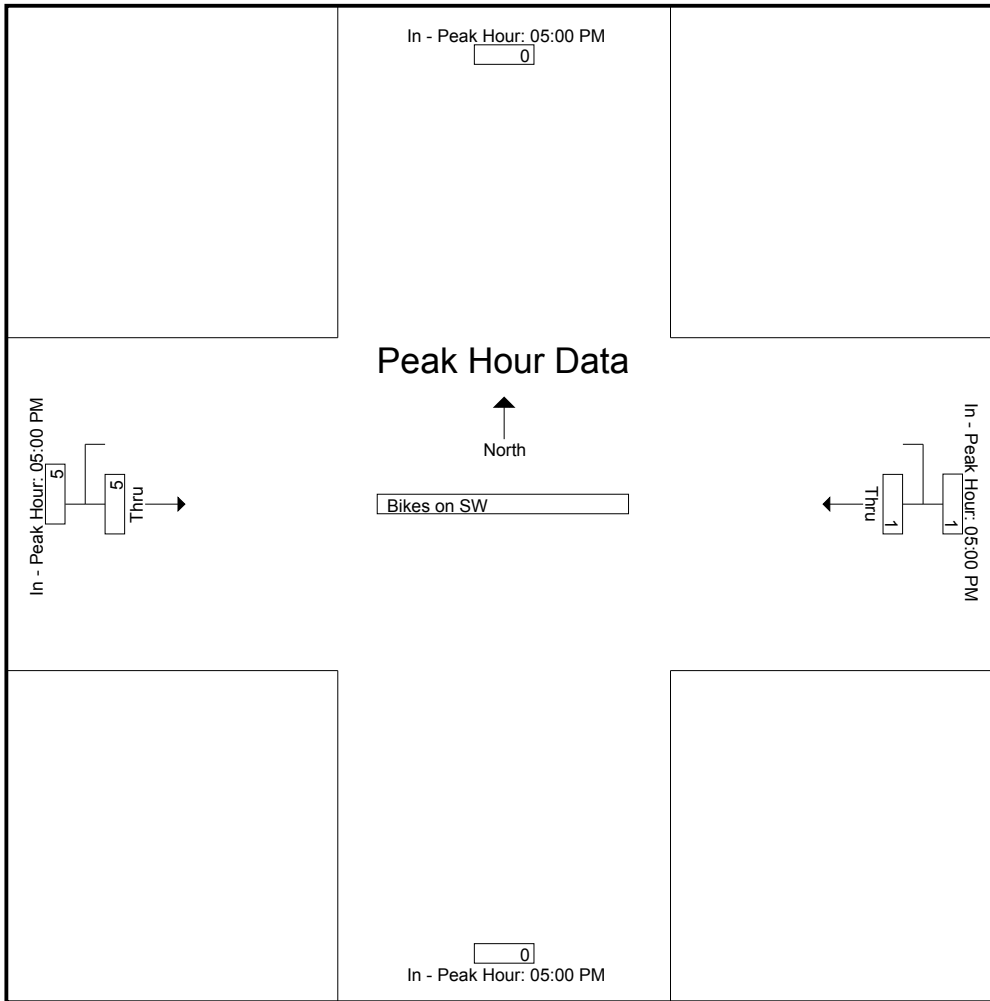
Peak Hour Analysis From 05:00 PM to 07:15 PM - Peak 1 of 1
Peak Hour for Each Approach Begins at:

	05:00 PM	05:00 PM	05:00 PM	05:00 PM	05:00 PM
+0 mins.	0	1	1	0	2
+15 mins.	0	0	0	0	2
+30 mins.	0	0	0	0	1
+45 mins.	0	0	0	0	0
Total Volume	0	1	1	0	5
% App. Total		100			100
PHF	.000	.250	.250	.000	.625

Accurate Counts
978-664-2565

N/S Street : Bicycle Counts at ATR
E/W Street : on Binney Street
City/State : Cambridge, MA
Weather : Clear

File Name : LG038001
Site Code : LG038001
Start Date : 5/15/2013
Page No : 3



Accurate Counts
978-664-2565

N/S Street : Bicycle Counts at ATR
E/W Street: on Main Street
City/State : Cambridge, MA
Weather : Clear

File Name : LG038002
Site Code : LG038002
Start Date : 5/15/2013
Page No : 1

Groups Printed- Bikes on ST - Bikes on SW

Start Time	From East		From West		Int. Total
	Thru		Thru		
07:30 AM	0		9		9
07:45 AM	2		15		17
Total	2		24		26
08:00 AM	1		21		22
08:15 AM	4		29		33
08:30 AM	1		39		40
08:45 AM	3		32		35
Total	9		121		130
09:00 AM	2		24		26
09:15 AM	7		23		30
Grand Total	20		192		212
Apprch %	100		100		
Total %	9.4		90.6		
Bikes on ST	19		188		207
% Bikes on ST	95		97.9		97.6
Bikes on SW	1		4		5
% Bikes on SW	5		2.1		2.4

Start Time	From North	From East		From South	From West		Int. Total
	App. Total	Thru	App. Total	App. Total	Thru	App. Total	

Peak Hour Analysis From 07:30 AM to 09:15 AM - Peak 1 of 1


Peak Hour for Entire Intersection Begins at 08:15 AM

08:15 AM	0	4	4	0	29	29	33
08:30 AM	0	1	1	0	39	39	40
08:45 AM	0	3	3	0	32	32	35
09:00 AM	0	2	2	0	24	24	26
Total Volume	0	10	10	0	124	124	134
% App. Total		100			100		
PHF	.000	.625	.625	.000	.795	.795	.838
Bikes on ST	0	10	10	0	120	120	130
% Bikes on ST	0	100	100	0	96.8	96.8	97.0
Bikes on SW	0	0	0	0	4	4	4
% Bikes on SW	0	0	0	0	3.2	3.2	3.0

Accurate Counts
978-664-2565

N/S Street : Bicycle Counts at ATR
E/W Street: on Main Street
City/State : Cambridge, MA
Weather : Clear

File Name : LG038002
Site Code : LG038002
Start Date : 5/15/2013
Page No : 2



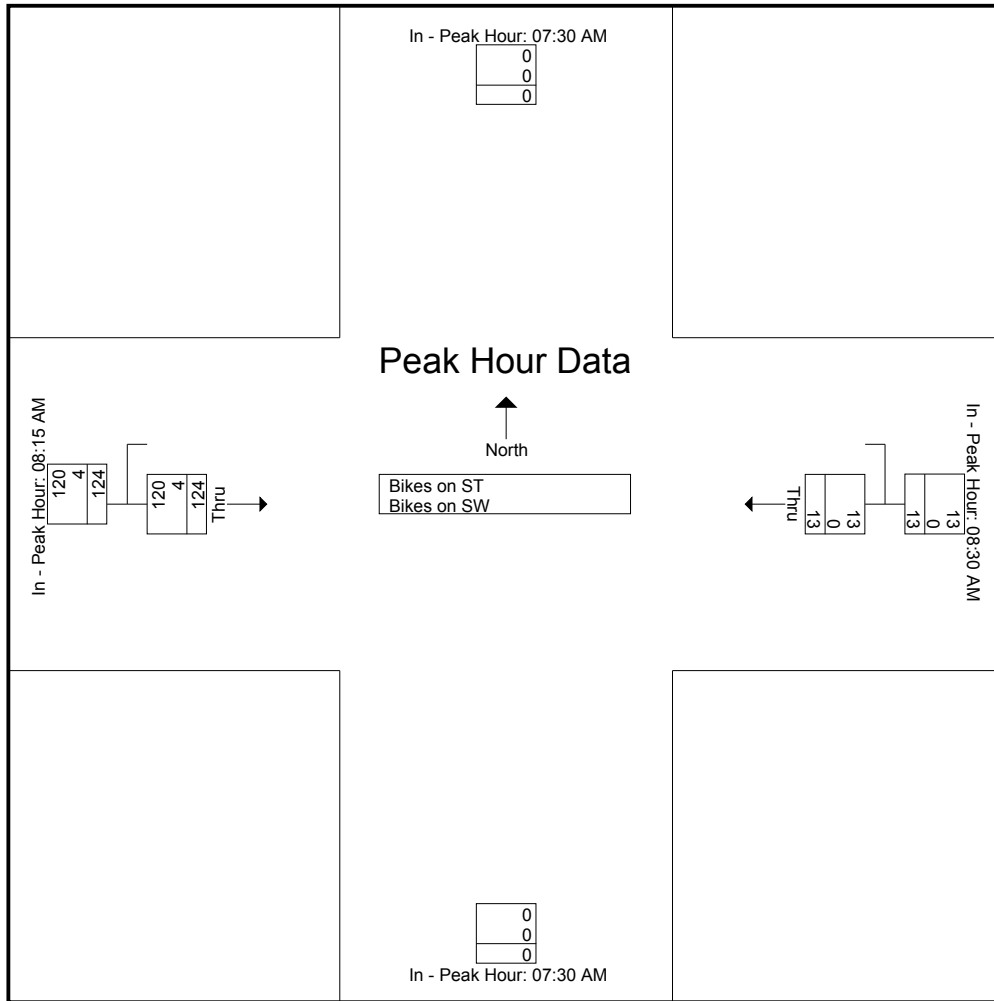
Peak Hour Analysis From 07:30 AM to 09:15 AM - Peak 1 of 1
Peak Hour for Each Approach Begins at:

	07:30 AM		08:30 AM		07:30 AM		08:15 AM	
+0 mins.	0	1	1	0	29	29		
+15 mins.	0	3	3	0	39	39		
+30 mins.	0	2	2	0	32	32		
+45 mins.	0	7	7	0	24	24		
Total Volume	0	13	13	0	124	124		
% App. Total		100			100			
PHF	.000	.464	.464	.000	.795	.795		
Bikes on ST	0	13	13	0	120	120		
% Bikes on ST	0	100	100	0	96.8	96.8		
Bikes on SW	0	0	0	0	4	4		
% Bikes on SW	0	0	0	0	3.2	3.2		

Accurate Counts
978-664-2565

N/S Street : Bicycle Counts at ATR
E/W Street: on Main Street
City/State : Cambridge, MA
Weather : Clear

File Name : LG038002
Site Code : LG038002
Start Date : 5/15/2013
Page No : 3



Accurate Counts
978-664-2565

N/S Street : Bicycle Counts at ATR
E/W Street: on Main Street
City/State : Cambridge, MA
Weather : Clear

File Name : LG038002
Site Code : LG038002
Start Date : 5/15/2013
Page No : 1

Groups Printed- Bikes on ST

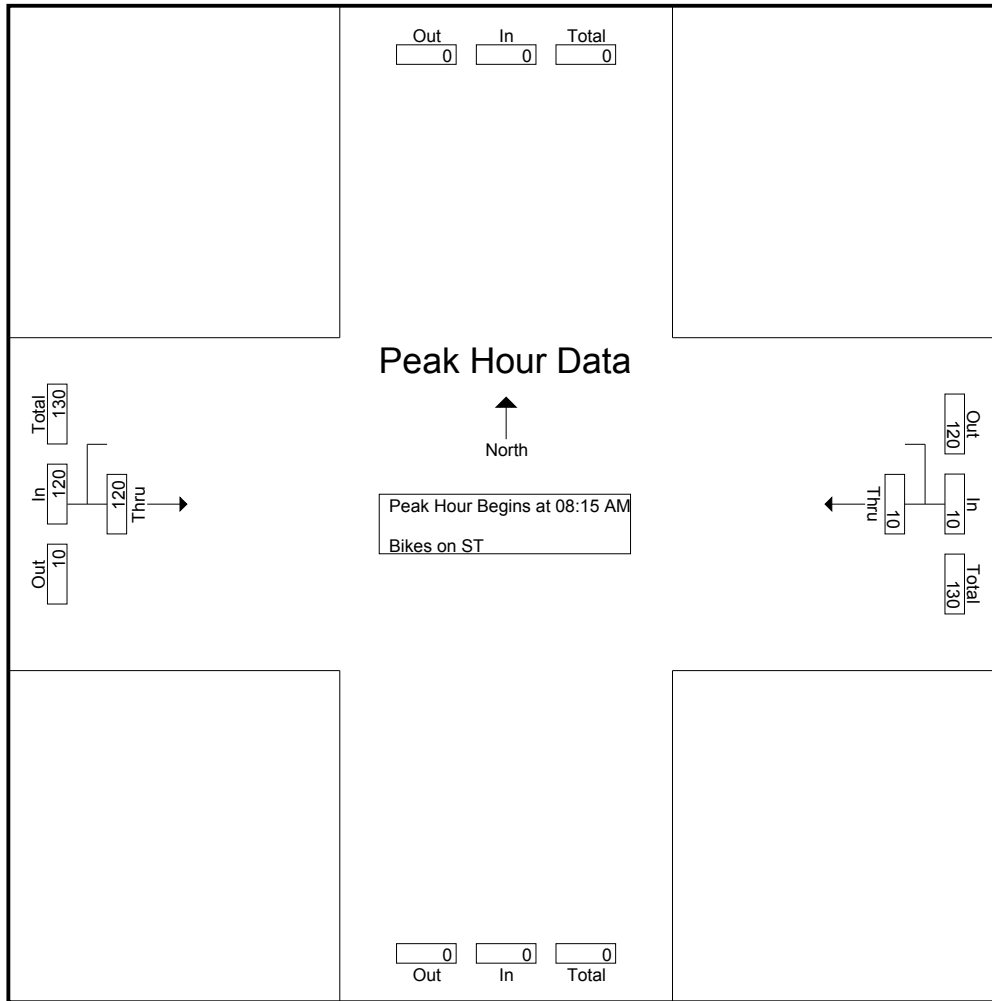
	From East	From West	
Start Time	Thru	Thru	Int. Total
07:30 AM	0	9	9
07:45 AM	1	15	16
Total	1	24	25
08:00 AM	1	21	22
08:15 AM	4	27	31
08:30 AM	1	39	40
08:45 AM	3	30	33
Total	9	117	126
09:00 AM	2	24	26
09:15 AM	7	23	30
Grand Total	19	188	207
Apprch %	100	100	
Total %	9.2	90.8	

	From North	From East	From South	From West			
Start Time	App. Total	Thru	App. Total	App. Total	Thru	App. Total	Int. Total
Peak Hour Analysis From 07:30 AM to 09:15 AM - Peak 1 of 1							
Peak Hour for Entire Intersection Begins at 08:15 AM							
08:15 AM	0	4	4	0	27	27	31
08:30 AM	0	1	1	0	39	39	40
08:45 AM	0	3	3	0	30	30	33
09:00 AM	0	2	2	0	24	24	26
Total Volume	0	10	10	0	120	120	130
% App. Total		100			100		
PHF	.000	.625	.625	.000	.769	.769	.813

Accurate Counts
978-664-2565

N/S Street : Bicycle Counts at ATR
E/W Street: on Main Street
City/State : Cambridge, MA
Weather : Clear

File Name : LG038002
Site Code : LG038002
Start Date : 5/15/2013
Page No : 2



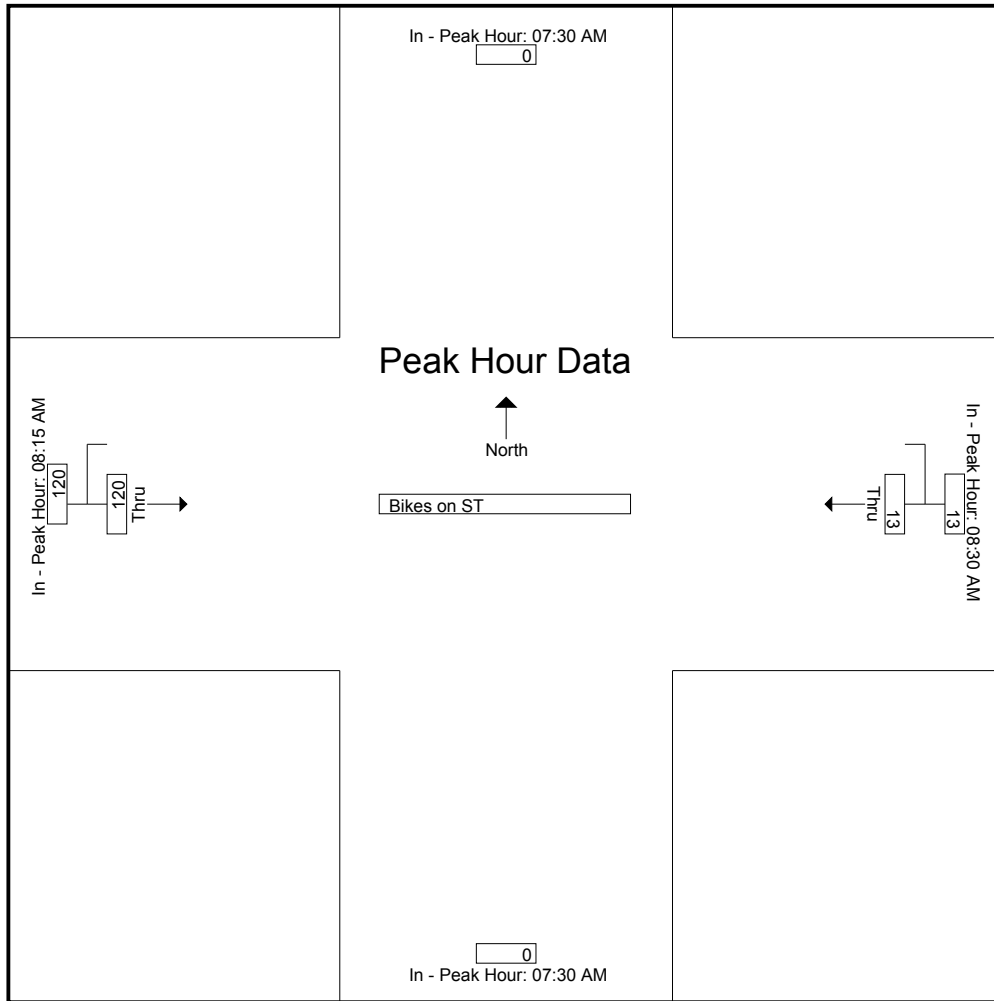
Peak Hour Analysis From 07:30 AM to 09:15 AM - Peak 1 of 1
Peak Hour for Each Approach Begins at:

	07:30 AM	08:30 AM	07:30 AM	08:15 AM	
+0 mins.	0	1	0	27	27
+15 mins.	0	3	0	39	39
+30 mins.	0	2	0	30	30
+45 mins.	0	7	0	24	24
Total Volume	0	13	0	120	120
% App. Total		100		100	
PHF	.000	.464	.000	.769	.769

Accurate Counts
978-664-2565

N/S Street : Bicycle Counts at ATR
E/W Street: on Main Street
City/State : Cambridge, MA
Weather : Clear

File Name : LG038002
Site Code : LG038002
Start Date : 5/15/2013
Page No : 3



Accurate Counts
978-664-2565

N/S Street : Bicycle Counts at ATR
E/W Street: on Main Street
City/State : Cambridge, MA
Weather : Clear

File Name : LG038002
Site Code : LG038002
Start Date : 5/15/2013
Page No : 1

Groups Printed- Bikes on SW

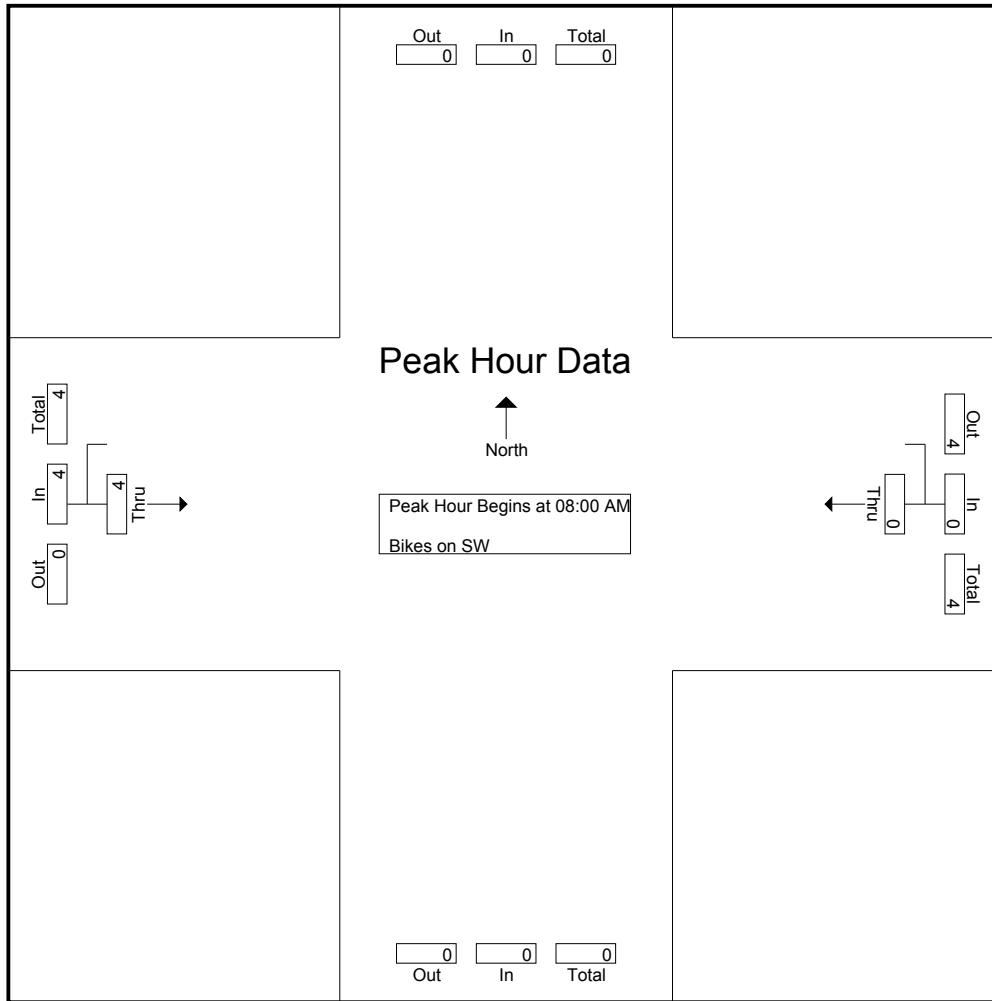
	From East	From West	
Start Time	Thru	Thru	Int. Total
07:30 AM	0	0	0
07:45 AM	1	0	1
Total	1	0	1
08:00 AM	0	0	0
08:15 AM	0	2	2
08:30 AM	0	0	0
08:45 AM	0	2	2
Total	0	4	4
09:00 AM	0	0	0
09:15 AM	0	0	0
Grand Total	1	4	5
Apprch %	100	100	
Total %	20	80	

	From North	From East	From South	From West			
Start Time	App. Total	Thru	App. Total	App. Total	Thru	App. Total	Int. Total
Peak Hour Analysis From 07:30 AM to 09:15 AM - Peak 1 of 1							
Peak Hour for Entire Intersection Begins at 08:00 AM							
08:00 AM	0	0	0	0	0	0	0
08:15 AM	0	0	0	0	2	2	2
08:30 AM	0	0	0	0	0	0	0
08:45 AM	0	0	0	0	2	2	2
Total Volume	0	0	0	0	4	4	4
% App. Total		0			100		
PHF	.000	.000	.000	.000	.500	.500	.500

Accurate Counts
978-664-2565

N/S Street : Bicycle Counts at ATR
E/W Street: on Main Street
City/State : Cambridge, MA
Weather : Clear

File Name : LG038002
Site Code : LG038002
Start Date : 5/15/2013
Page No : 2



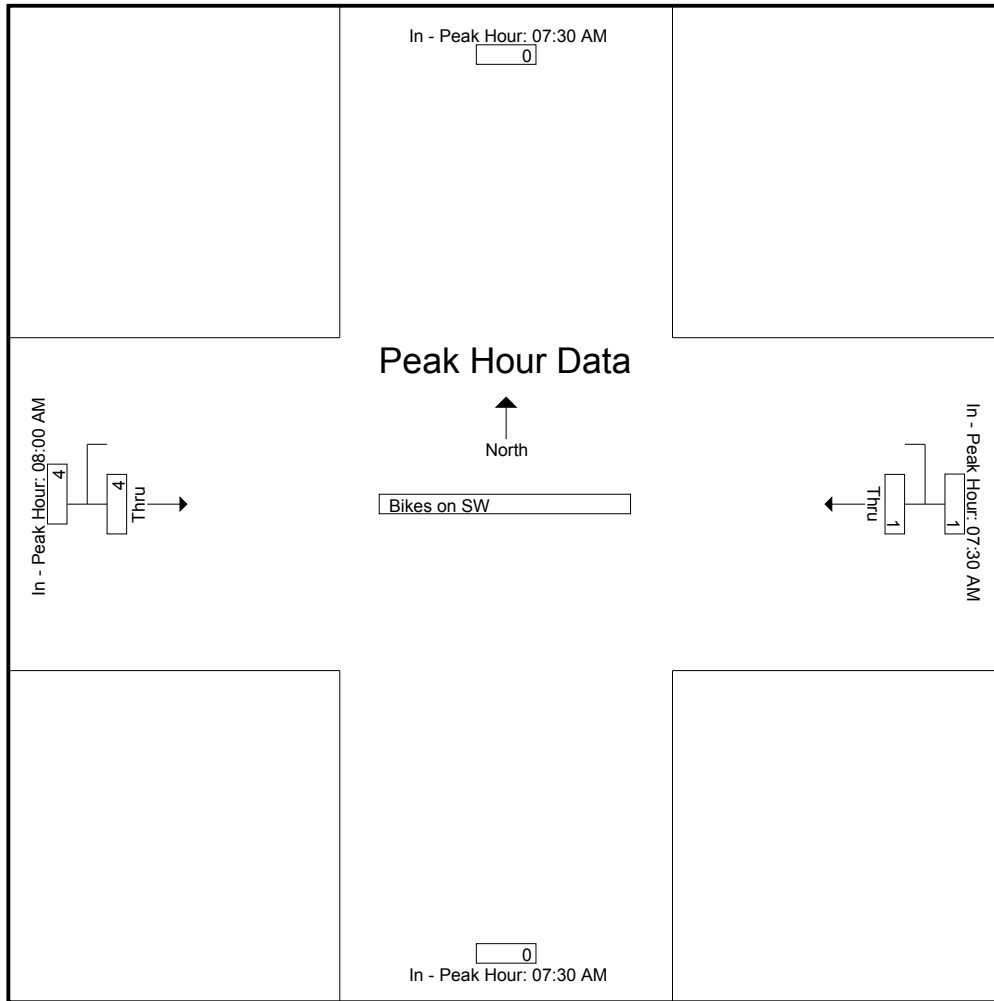
Peak Hour Analysis From 07:30 AM to 09:15 AM - Peak 1 of 1
Peak Hour for Each Approach Begins at:

	07:30 AM	07:30 AM	07:30 AM	08:00 AM	08:00 AM
+0 mins.	0	0	0	0	0
+15 mins.	0	1	1	2	2
+30 mins.	0	0	0	0	0
+45 mins.	0	0	0	2	2
Total Volume	0	1	1	4	4
% App. Total		100		100	
PHF	.000	.250	.250	.500	.500

Accurate Counts
978-664-2565

N/S Street : Bicycle Counts at ATR
E/W Street: on Main Street
City/State : Cambridge, MA
Weather : Clear

File Name : LG038002
Site Code : LG038002
Start Date : 5/15/2013
Page No : 3



Accurate Counts
978-664-2565

N/S Street : Bicycle Counts at ATR
E/W Street: on Main Street
City/State : Cambridge, MA
Weather : Clear

File Name : LG038002
Site Code : LG038002
Start Date : 5/15/2013
Page No : 1

Groups Printed- Bikes on ST - Bikes on SW


Start Time	From East		From West		Int. Total
	Thru		Thru		
05:00 PM	17		12		29
05:15 PM	19		9		28
05:30 PM	11		10		21
05:45 PM	9		6		15
Total	56		37		93
06:00 PM	15		11		26
06:15 PM	9		11		20
06:30 PM	5		8		13
06:45 PM	15		7		22
Total	44		37		81
07:00 PM	10		9		19
07:15 PM	3		7		10
Grand Total	113		90		203
Apprch %	100		100		
Total %	55.7		44.3		
Bikes on ST	102		84		186
% Bikes on ST	90.3		93.3		91.6
Bikes on SW	11		6		17
% Bikes on SW	9.7		6.7		8.4

Start Time	From North	From East		From South	From West		Int. Total
	App. Total	Thru	App. Total	App. Total	Thru	App. Total	
Peak Hour Analysis From 05:00 PM to 07:15 PM - Peak 1 of 1							
Peak Hour for Entire Intersection Begins at 05:00 PM							
05:00 PM	0	17	17	0	12	12	29
05:15 PM	0	19	19	0	9	9	28
05:30 PM	0	11	11	0	10	10	21
05:45 PM	0	9	9	0	6	6	15
Total Volume	0	56	56	0	37	37	93
% App. Total		100			100		
PHF	.000	.737	.737	.000	.771	.771	.802
Bikes on ST	0	48	48	0	33	33	81
% Bikes on ST	0	85.7	85.7	0	89.2	89.2	87.1
Bikes on SW	0	8	8	0	4	4	12
% Bikes on SW	0	14.3	14.3	0	10.8	10.8	12.9

Accurate Counts
978-664-2565

N/S Street : Bicycle Counts at ATR
E/W Street: on Main Street
City/State : Cambridge, MA
Weather : Clear

File Name : LG038002
Site Code : LG038002
Start Date : 5/15/2013
Page No : 2



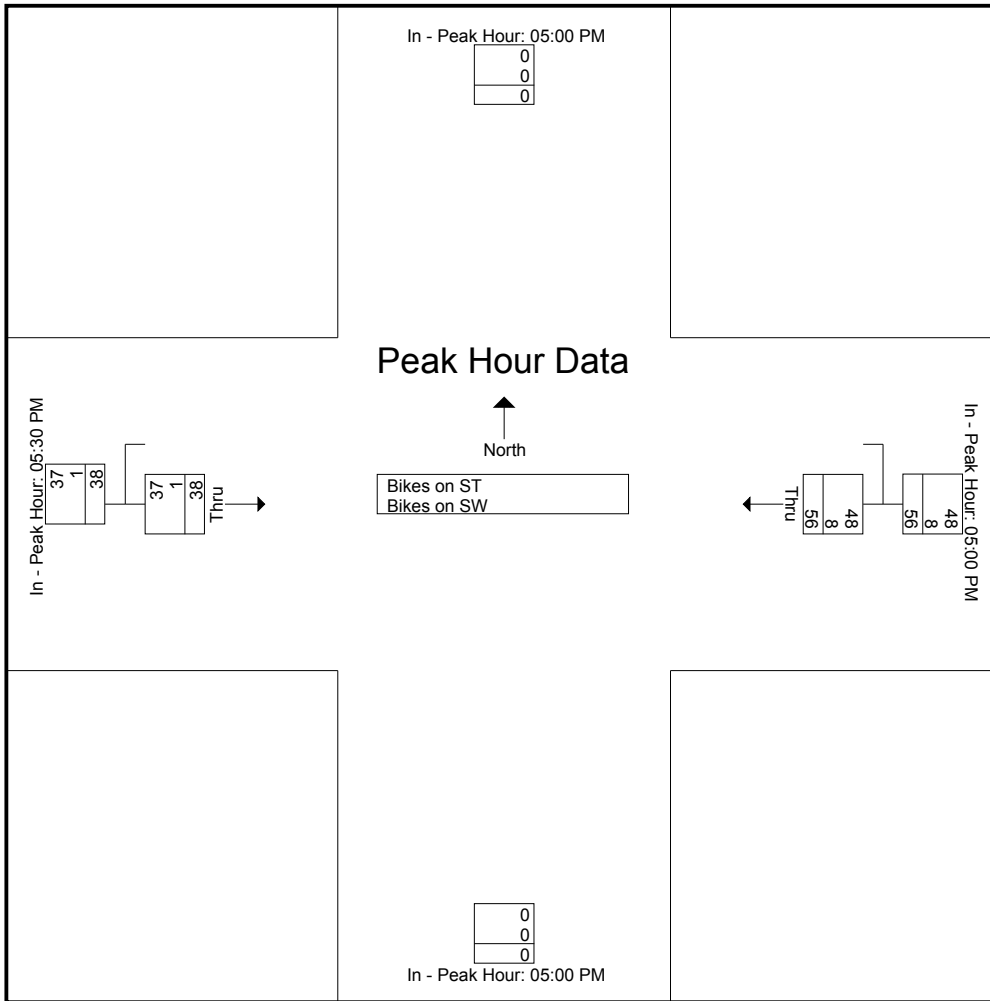
Peak Hour Analysis From 05:00 PM to 07:15 PM - Peak 1 of 1
Peak Hour for Each Approach Begins at:

	05:00 PM	05:00 PM	05:00 PM	05:30 PM	05:30 PM
+0 mins.	0	17	17	0	10
+15 mins.	0	19	19	0	6
+30 mins.	0	11	11	0	11
+45 mins.	0	9	9	0	11
Total Volume	0	56	56	0	38
% App. Total		100			100
PHF	.000	.737	.737	.000	.864
Bikes on ST	0	48	48	0	37
% Bikes on ST	0	85.7	85.7	0	97.4
Bikes on SW	0	8	8	0	1
% Bikes on SW	0	14.3	14.3	0	2.6

Accurate Counts
978-664-2565

File Name : LG038002
Site Code : LG038002
Start Date : 5/15/2013
Page No : 3

N/S Street : Bicycle Counts at ATR
E/W Street: on Main Street
City/State : Cambridge, MA
Weather : Clear



Accurate Counts
978-664-2565

N/S Street : Bicycle Counts at ATR
E/W Street: on Main Street
City/State : Cambridge, MA
Weather : Clear

File Name : LG038002
Site Code : LG038002
Start Date : 5/15/2013
Page No : 1

Groups Printed- Bikes on ST

Start Time	From East		From West		Int. Total
	Thru	App. Total	Thru	App. Total	
05:00 PM	15		12		27
05:15 PM	15		6		21
05:30 PM	10		10		20
05:45 PM	8		5		13
Total	48		33		81
06:00 PM	14		11		25
06:15 PM	9		11		20
06:30 PM	5		7		12
06:45 PM	14		7		21
Total	42		36		78
07:00 PM	9		9		18
07:15 PM	3		6		9
Grand Total	102		84		186
Apprch %	100		100		
Total %	54.8		45.2		

Start Time	From North	From East		From South	From West		Int. Total
	App. Total	Thru	App. Total	App. Total	Thru	App. Total	
05:00 PM	0	15	15	0	12	12	27
05:15 PM	0	15	15	0	6	6	21
05:30 PM	0	10	10	0	10	10	20
05:45 PM	0	8	8	0	5	5	13
Total Volume	0	48	48	0	33	33	81
% App. Total		100			100		
PHF	.000	.800	.800	.000	.688	.688	.750

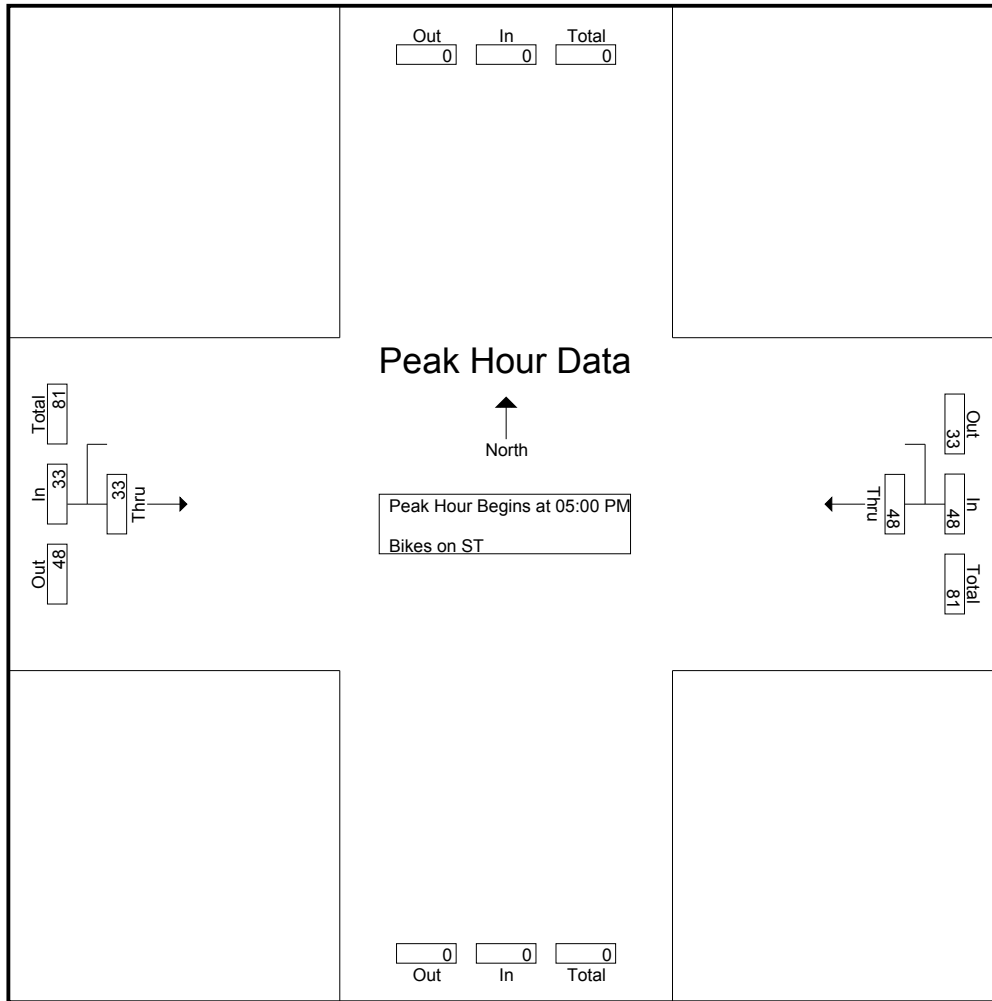
Peak Hour Analysis From 05:00 PM to 07:15 PM - Peak 1 of 1

Peak Hour for Entire Intersection Begins at 05:00 PM

Accurate Counts
978-664-2565

N/S Street : Bicycle Counts at ATR
E/W Street: on Main Street
City/State : Cambridge, MA
Weather : Clear

File Name : LG038002
Site Code : LG038002
Start Date : 5/15/2013
Page No : 2



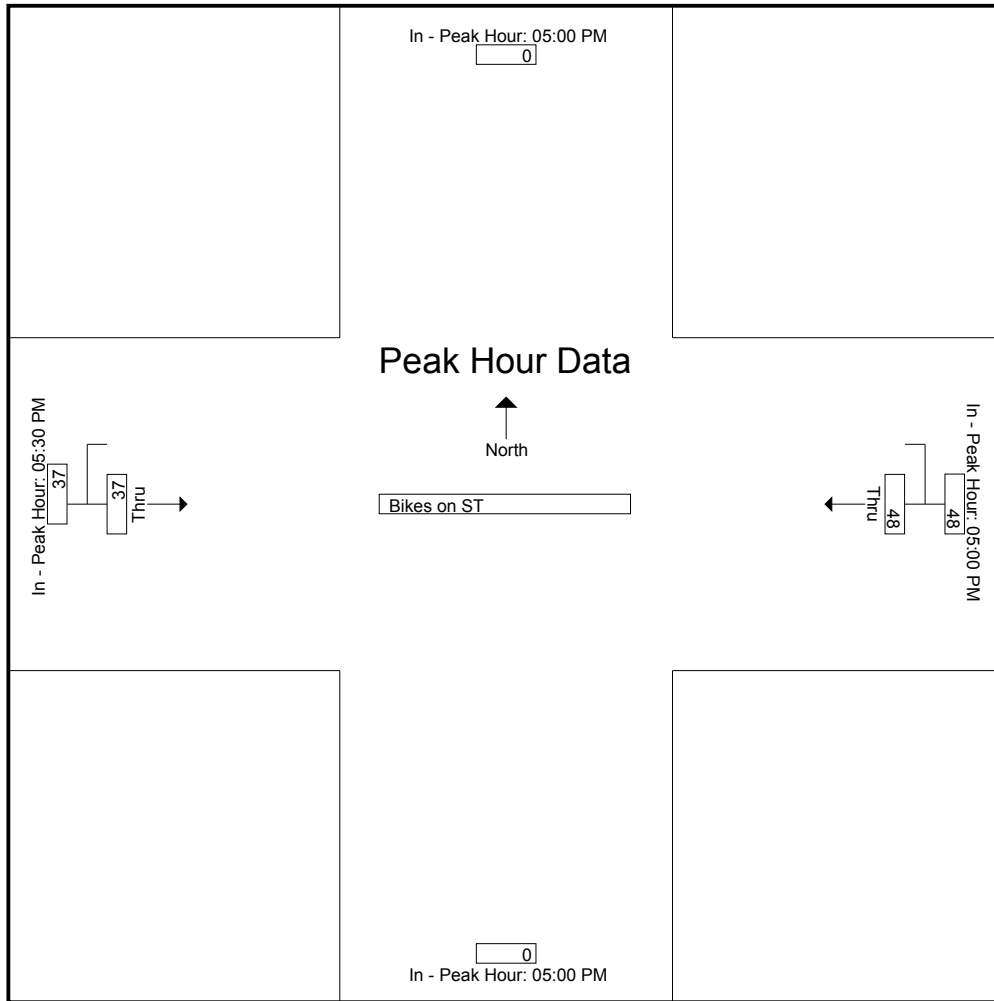
Peak Hour Analysis From 05:00 PM to 07:15 PM - Peak 1 of 1
Peak Hour for Each Approach Begins at:

	05:00 PM	05:00 PM	05:00 PM	05:30 PM	05:30 PM
+0 mins.	0	15	15	0	10
+15 mins.	0	15	15	0	5
+30 mins.	0	10	10	0	11
+45 mins.	0	8	8	0	11
Total Volume	0	48	48	0	37
% App. Total		100			100
PHF	.000	.800	.800	.000	.841

Accurate Counts
978-664-2565

N/S Street : Bicycle Counts at ATR
E/W Street: on Main Street
City/State : Cambridge, MA
Weather : Clear

File Name : LG038002
Site Code : LG038002
Start Date : 5/15/2013
Page No : 3



Accurate Counts
978-664-2565

N/S Street : Bicycle Counts at ATR
E/W Street: on Main Street
City/State : Cambridge, MA
Weather : Clear

File Name : LG038002
Site Code : LG038002
Start Date : 5/15/2013
Page No : 1

Groups Printed- Bikes on SW

Start Time	From East		From West		Int. Total
	Thru	App. Total	Thru	App. Total	
05:00 PM	2		0		2
05:15 PM	4		3		7
05:30 PM	1		0		1
05:45 PM	1		1		2
Total	8		4		12
06:00 PM	1		0		1
06:15 PM	0		0		0
06:30 PM	0		1		1
06:45 PM	1		0		1
Total	2		1		3
07:00 PM	1		0		1
07:15 PM	0		1		1
Grand Total	11		6		17
Apprch %	100		100		
Total %	64.7		35.3		

Start Time	From North	From East		From South	From West		Int. Total
	App. Total	Thru	App. Total	App. Total	Thru	App. Total	
05:00 PM	0	2	2	0	0	0	2
05:15 PM	0	4	4	0	3	3	7
05:30 PM	0	1	1	0	0	0	1
05:45 PM	0	1	1	0	1	1	2
Total Volume	0	8	8	0	4	4	12
% App. Total		100			100		
PHF	.000	.500	.500	.000	.333	.333	.429

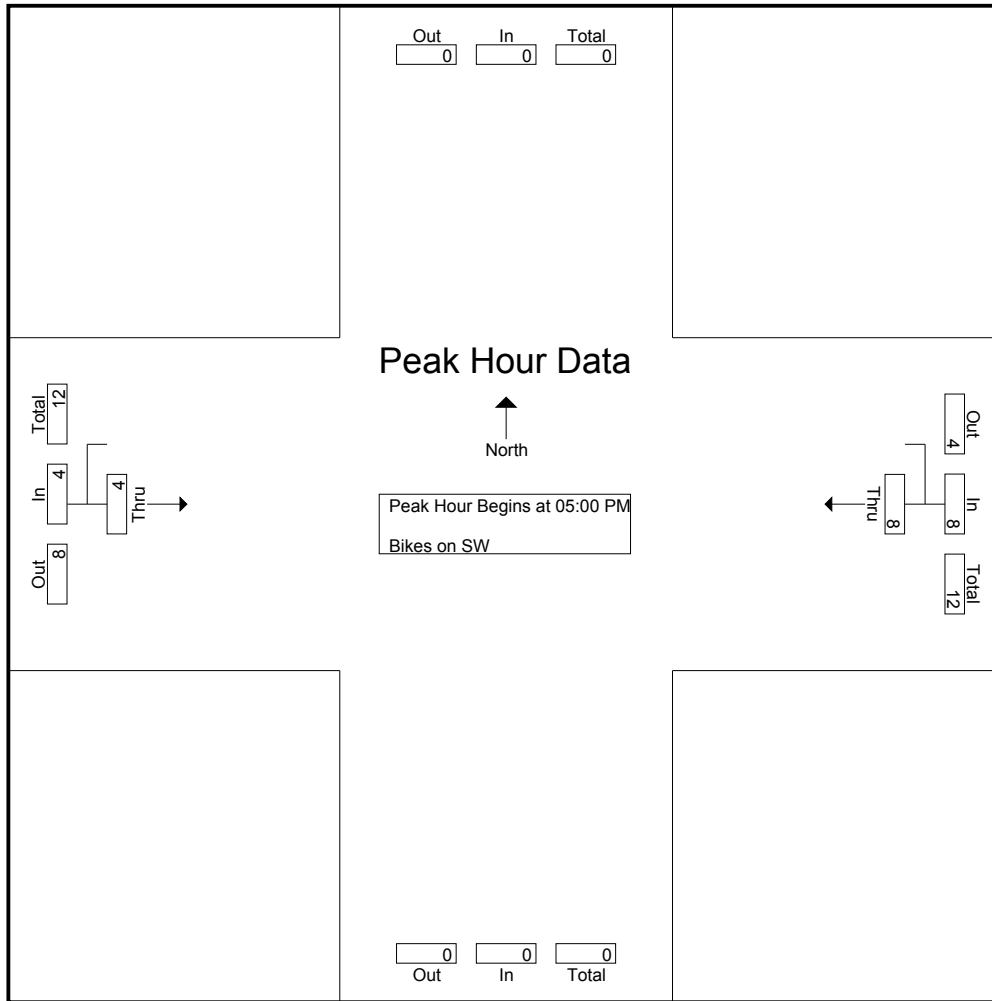
Peak Hour Analysis From 05:00 PM to 07:15 PM - Peak 1 of 1

Peak Hour for Entire Intersection Begins at 05:00 PM

Accurate Counts
978-664-2565

N/S Street : Bicycle Counts at ATR
E/W Street: on Main Street
City/State : Cambridge, MA
Weather : Clear

File Name : LG038002
Site Code : LG038002
Start Date : 5/15/2013
Page No : 2



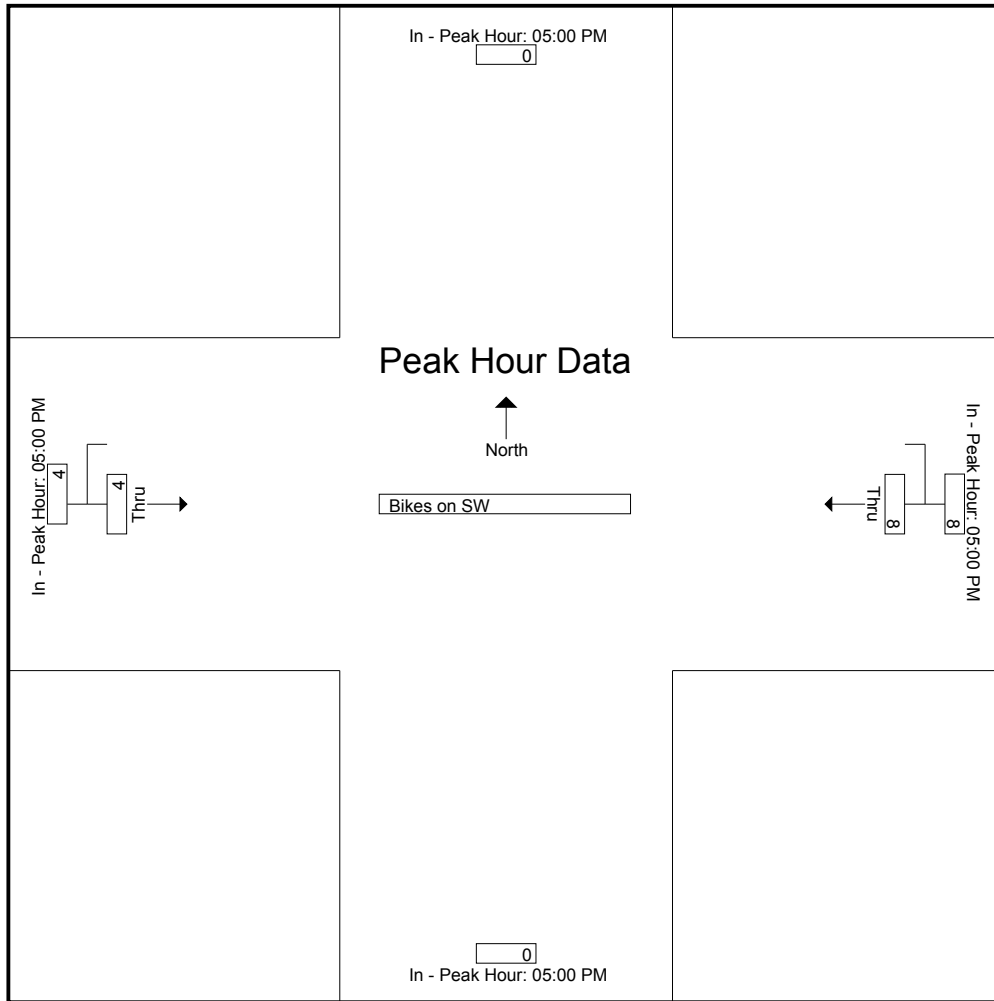
Peak Hour Analysis From 05:00 PM to 07:15 PM - Peak 1 of 1
Peak Hour for Each Approach Begins at:

	05:00 PM	05:00 PM	05:00 PM	05:00 PM	05:00 PM
+0 mins.	0	2	2	0	0
+15 mins.	0	4	4	0	3
+30 mins.	0	1	1	0	0
+45 mins.	0	1	1	0	1
Total Volume	0	8	8	0	4
% App. Total		100			100
PHF	.000	.500	.500	.000	.333

Accurate Counts
978-664-2565

N/S Street : Bicycle Counts at ATR
E/W Street: on Main Street
City/State : Cambridge, MA
Weather : Clear

File Name : LG038002
Site Code : LG038002
Start Date : 5/15/2013
Page No : 3



Accurate Counts
978-664-2565

N/S Street : Bicycle Counts at ATR
E/W Street : on Vassar Street
City/State : Cambridge, MA
Weather : Clear

File Name : LG038003
Site Code : LG038003
Start Date : 5/15/2013
Page No : 1

Groups Printed- Bikes on ST - Bikes on SW

	From North		From South		
Start Time	Thru		Thru		Int. Total
07:30 AM	6		6		12
07:45 AM	5		15		20
Total	11		21		32
08:00 AM	14		15		29
08:15 AM	6		11		17
08:30 AM	17		22		39
08:45 AM	22		19		41
Total	59		67		126
09:00 AM	17		13		30
09:15 AM	18		18		36
Grand Total	105		119		224
Apprch %	100		100		
Total %	46.9		53.1		
Bikes on ST	104		99		203
% Bikes on ST	99		83.2		90.6
Bikes on SW	1		20		21
% Bikes on SW	1		16.8		9.4

Start Time	From North		From East	From South		From West	Int. Total
	Thru	App. Total	App. Total	Thru	App. Total	App. Total	

Peak Hour Analysis From 07:30 AM to 09:15 AM - Peak 1 of 1

Peak Hour for Entire Intersection Begins at 08:30 AM

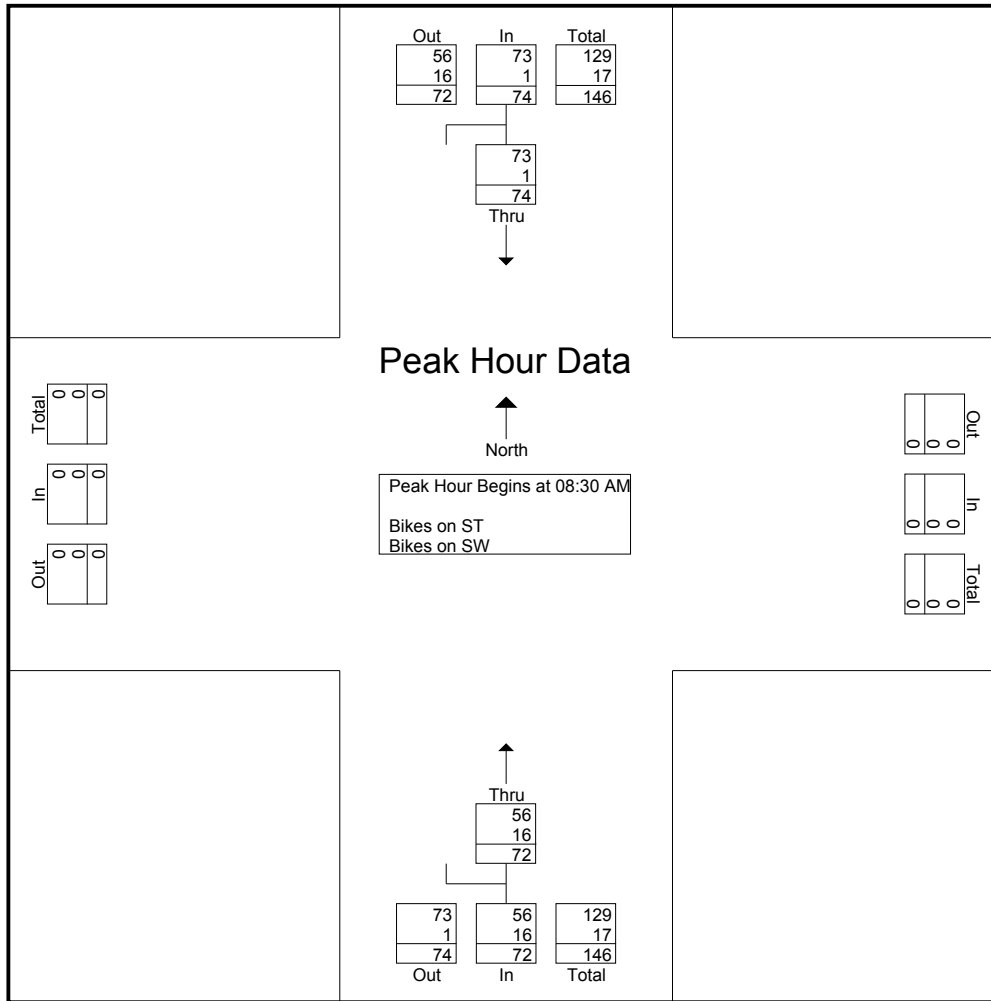
08:30 AM	17	17	0	22	22	0	39
08:45 AM	22	22	0	19	19	0	41
09:00 AM	17	17	0	13	13	0	30
09:15 AM	18	18	0	18	18	0	36
Total Volume	74	74	0	72	72	0	146
% App. Total	100			100			
PHF	.841	.841	.000	.818	.818	.000	.890
Bikes on ST	73	73	0	56	56	0	129
% Bikes on ST	98.6	98.6	0	77.8	77.8	0	88.4
Bikes on SW	1	1	0	16	16	0	17
% Bikes on SW	1.4	1.4	0	22.2	22.2	0	11.6

Accurate Counts

978-664-2565

N/S Street : Bicycle Counts at ATR
 E/W Street : on Vassar Street
 City/State : Cambridge, MA
 Weather : Clear

File Name : LG038003
 Site Code : LG038003
 Start Date : 5/15/2013
 Page No : 2



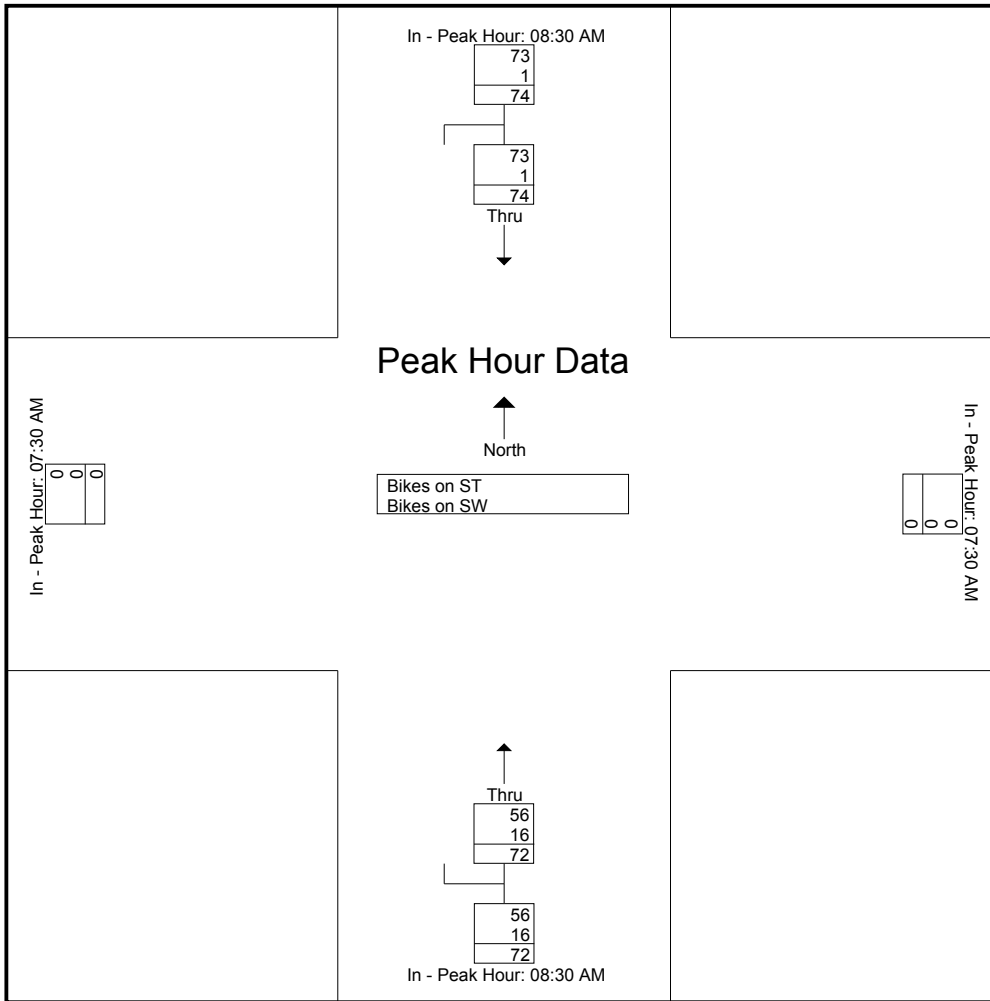
Peak Hour Analysis From 07:30 AM to 09:15 AM - Peak 1 of 1
 Peak Hour for Each Approach Begins at:

	08:30 AM		07:30 AM	08:30 AM		07:30 AM
+0 mins.	17	17	0	22	22	0
+15 mins.	22	22	0	19	19	0
+30 mins.	17	17	0	13	13	0
+45 mins.	18	18	0	18	18	0
Total Volume	74	74	0	72	72	0
% App. Total	100			100		
PHF	.841	.841	.000	.818	.818	.000
Bikes on ST	73	73	0	56	56	0
% Bikes on ST	98.6	98.6	0	77.8	77.8	0
Bikes on SW	1	1	0	16	16	0
% Bikes on SW	1.4	1.4	0	22.2	22.2	0

Accurate Counts
978-664-2565

N/S Street : Bicycle Counts at ATR
E/W Street : on Vassar Street
City/State : Cambridge, MA
Weather : Clear

File Name : LG038003
Site Code : LG038003
Start Date : 5/15/2013
Page No : 3



Accurate Counts
978-664-2565

N/S Street : Bicycle Counts at ATR
E/W Street : on Vassar Street
City/State : Cambridge, MA
Weather : Clear

File Name : LG038003
Site Code : LG038003
Start Date : 5/15/2013
Page No : 1

Groups Printed- Bikes on ST

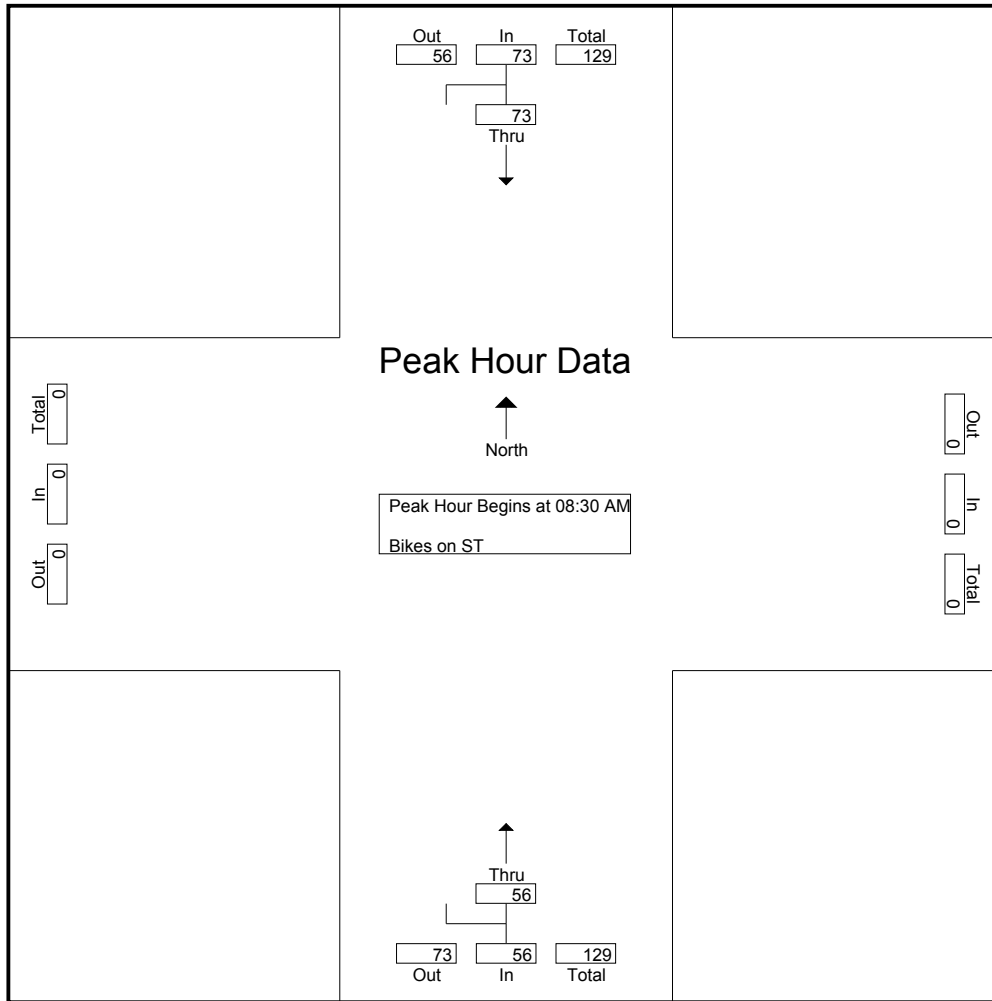
	From North		From South		
Start Time	Thru		Thru		Int. Total
07:30 AM	6		6		12
07:45 AM	5		15		20
Total	11		21		32
08:00 AM	14		12		26
08:15 AM	6		10		16
08:30 AM	17		14		31
08:45 AM	21		15		36
Total	58		51		109
09:00 AM	17		11		28
09:15 AM	18		16		34
Grand Total	104		99		203
Apprch %	100		100		
Total %	51.2		48.8		

	From North		From East	From South		From West	
Start Time	Thru	App. Total	App. Total	Thru	App. Total	App. Total	Int. Total
Peak Hour Analysis From 07:30 AM to 09:15 AM - Peak 1 of 1							
Peak Hour for Entire Intersection Begins at 08:30 AM							
08:30 AM	17	17	0	14	14	0	31
08:45 AM	21	21	0	15	15	0	36
09:00 AM	17	17	0	11	11	0	28
09:15 AM	18	18	0	16	16	0	34
Total Volume	73	73	0	56	56	0	129
% App. Total	100			100			
PHF	.869	.869	.000	.875	.875	.000	.896

Accurate Counts
978-664-2565

N/S Street : Bicycle Counts at ATR
E/W Street : on Vassar Street
City/State : Cambridge, MA
Weather : Clear

File Name : LG038003
Site Code : LG038003
Start Date : 5/15/2013
Page No : 2



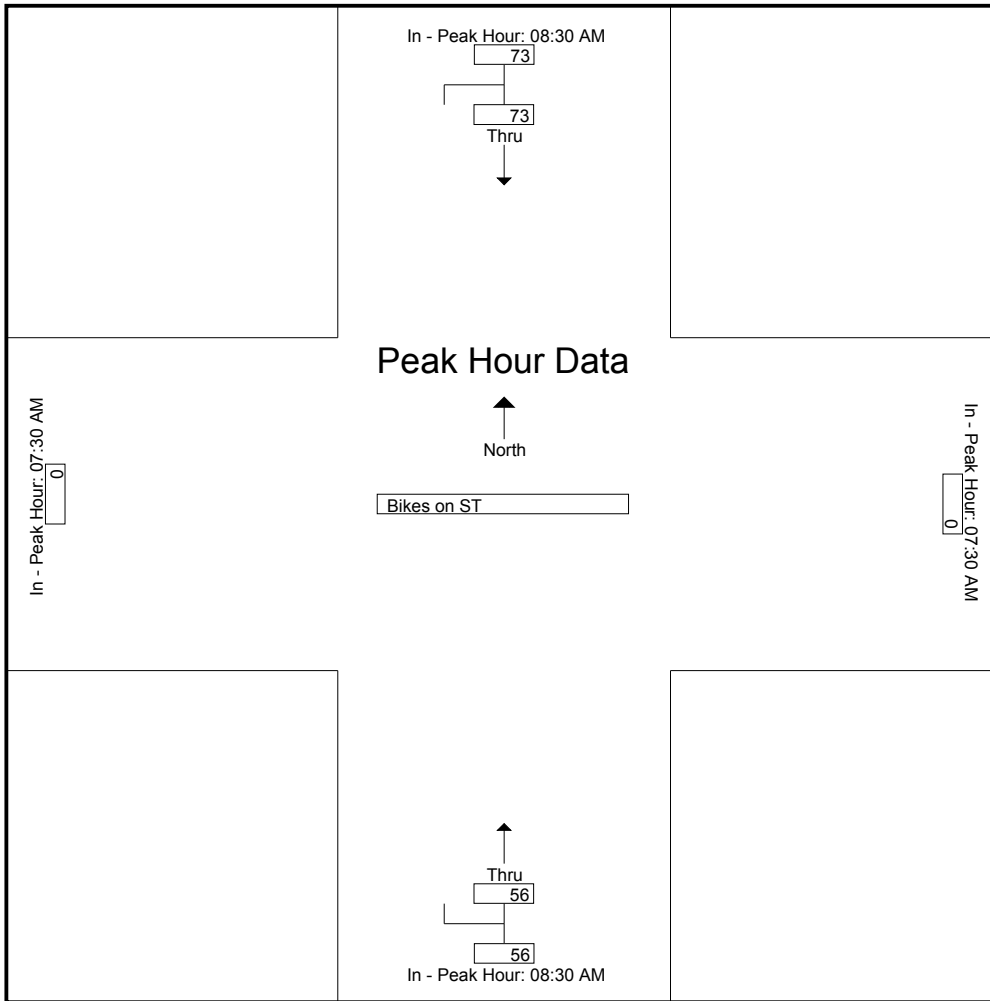
Peak Hour Analysis From 07:30 AM to 09:15 AM - Peak 1 of 1
Peak Hour for Each Approach Begins at:

	08:30 AM		07:30 AM		08:30 AM		07:30 AM
+0 mins.	17	17	0		14	14	0
+15 mins.	21	21	0		15	15	0
+30 mins.	17	17	0		11	11	0
+45 mins.	18	18	0		16	16	0
Total Volume	73	73	0		56	56	0
% App. Total	100				100		
PHF	.869	.869	.000		.875	.875	.000

Accurate Counts
978-664-2565

N/S Street : Bicycle Counts at ATR
E/W Street : on Vassar Street
City/State : Cambridge, MA
Weather : Clear

File Name : LG038003
Site Code : LG038003
Start Date : 5/15/2013
Page No : 3



Accurate Counts
978-664-2565

N/S Street : Bicycle Counts at ATR
E/W Street : on Vassar Street
City/State : Cambridge, MA
Weather : Clear

File Name : LG038003
Site Code : LG038003
Start Date : 5/15/2013
Page No : 1

Groups Printed- Bikes on SW

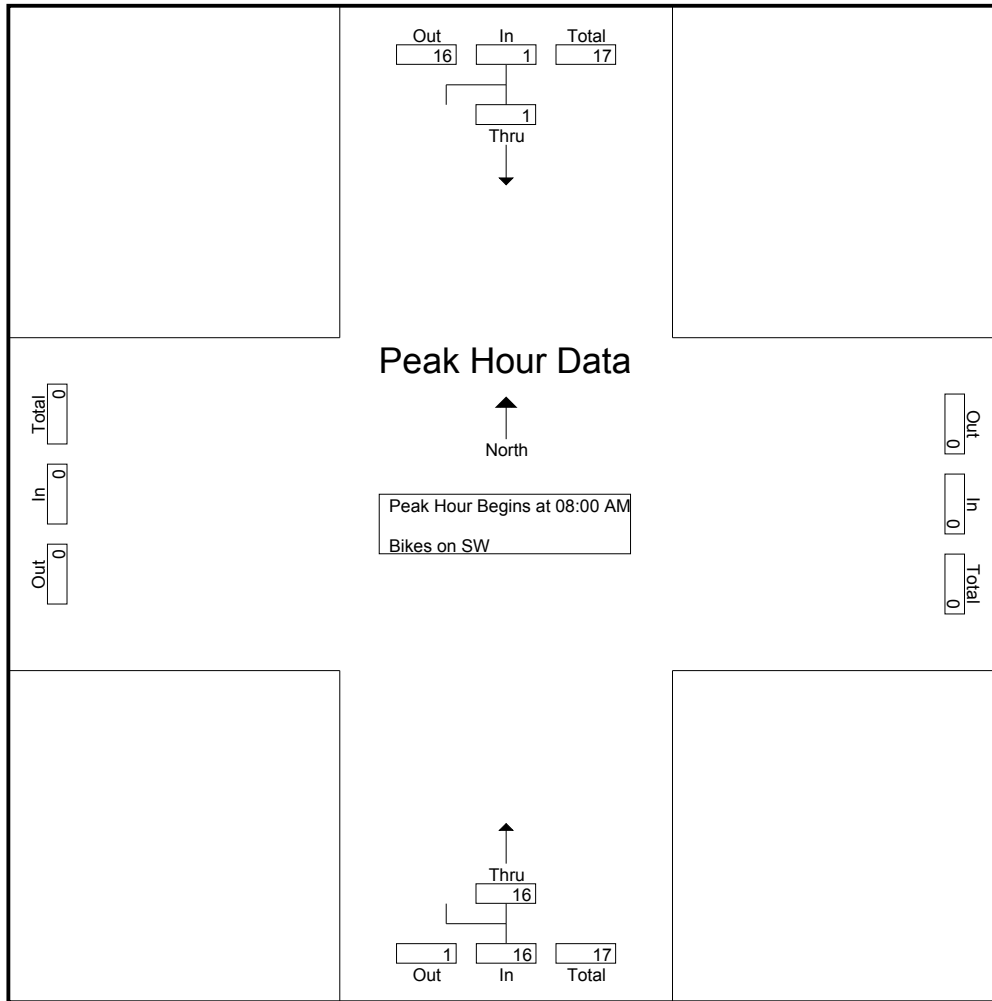
	From North	From South	
Start Time	Thru	Thru	Int. Total
07:30 AM	0	0	0
07:45 AM	0	0	0
Total	0	0	0
08:00 AM	0	3	3
08:15 AM	0	1	1
08:30 AM	0	8	8
08:45 AM	1	4	5
Total	1	16	17
09:00 AM	0	2	2
09:15 AM	0	2	2
Grand Total	1	20	21
Apprch %	100	100	
Total %	4.8	95.2	

	From North		From East		From South		From West		
Start Time	Thru	App. Total	App. Total	Thru	App. Total	App. Total	App. Total	Int. Total	
Peak Hour Analysis From 07:30 AM to 09:15 AM - Peak 1 of 1									
Peak Hour for Entire Intersection Begins at 08:00 AM									
08:00 AM	0	0	0	3	3	0	0	3	
08:15 AM	0	0	0	1	1	0	0	1	
08:30 AM	0	0	0	8	8	0	0	8	
08:45 AM	1	1	0	4	4	0	0	5	
Total Volume	1	1	0	16	16	0	0	17	
% App. Total	100			100					
PHF	.250	.250	.000	.500	.500	.000	.000	.531	

Accurate Counts
978-664-2565

N/S Street : Bicycle Counts at ATR
E/W Street : on Vassar Street
City/State : Cambridge, MA
Weather : Clear

File Name : LG038003
Site Code : LG038003
Start Date : 5/15/2013
Page No : 2



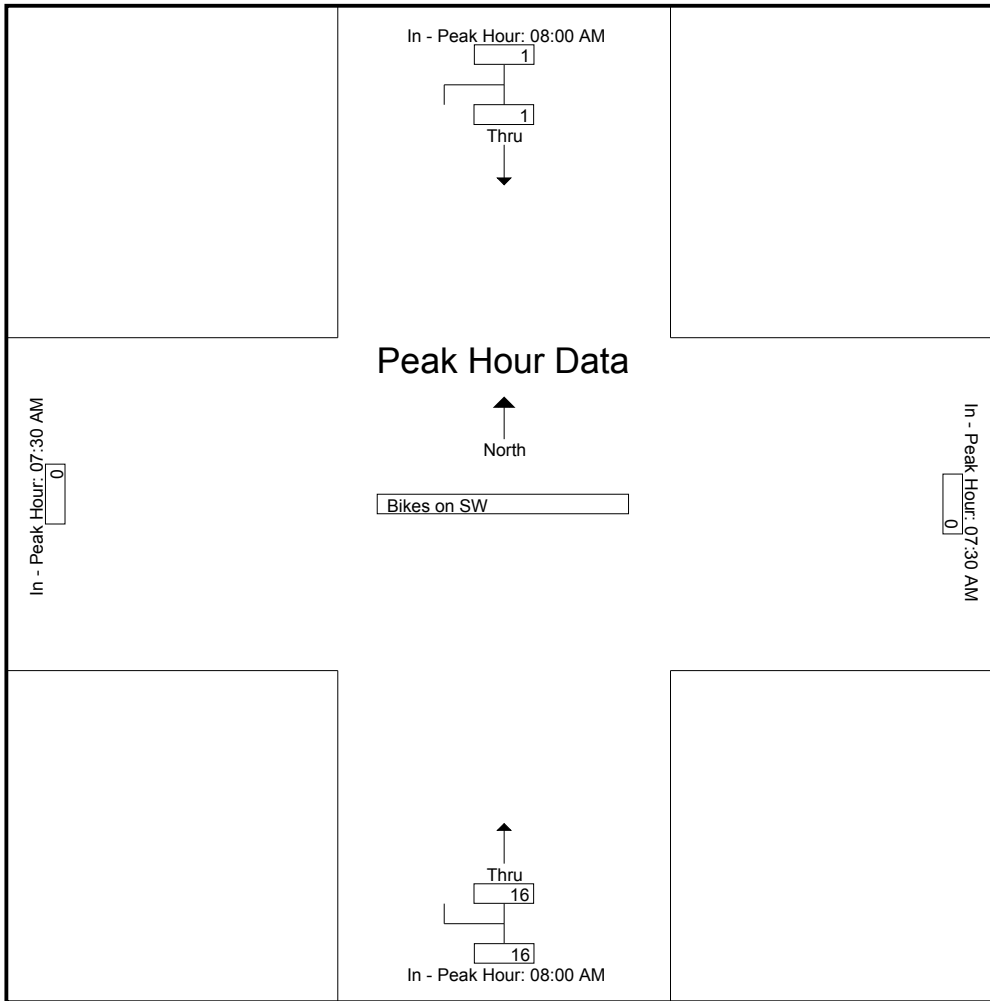
Peak Hour Analysis From 07:30 AM to 09:15 AM - Peak 1 of 1
Peak Hour for Each Approach Begins at:

	08:00 AM		07:30 AM		08:00 AM		07:30 AM	
+0 mins.	0	0	0	0	3	3	0	0
+15 mins.	0	0	0	0	1	1	0	0
+30 mins.	0	0	0	0	8	8	0	0
+45 mins.	1	1	0	0	4	4	0	0
Total Volume	1	1	0	0	16	16	0	0
% App. Total	100				100			
PHF	.250	.250	.000	.000	.500	.500	.000	.000

Accurate Counts
978-664-2565

N/S Street : Bicycle Counts at ATR
E/W Street : on Vassar Street
City/State : Cambridge, MA
Weather : Clear

File Name : LG038003
Site Code : LG038003
Start Date : 5/15/2013
Page No : 3



Accurate Counts
978-664-2565

N/S Street : Bicycle Counts at ATR
E/W Street : on Vassar Street
City/State : Cambridge, MA
Weather : Clear

File Name : LG038003
Site Code : LG038003
Start Date : 5/15/2013
Page No : 1

Groups Printed- Bikes on ST - Bikes on SW

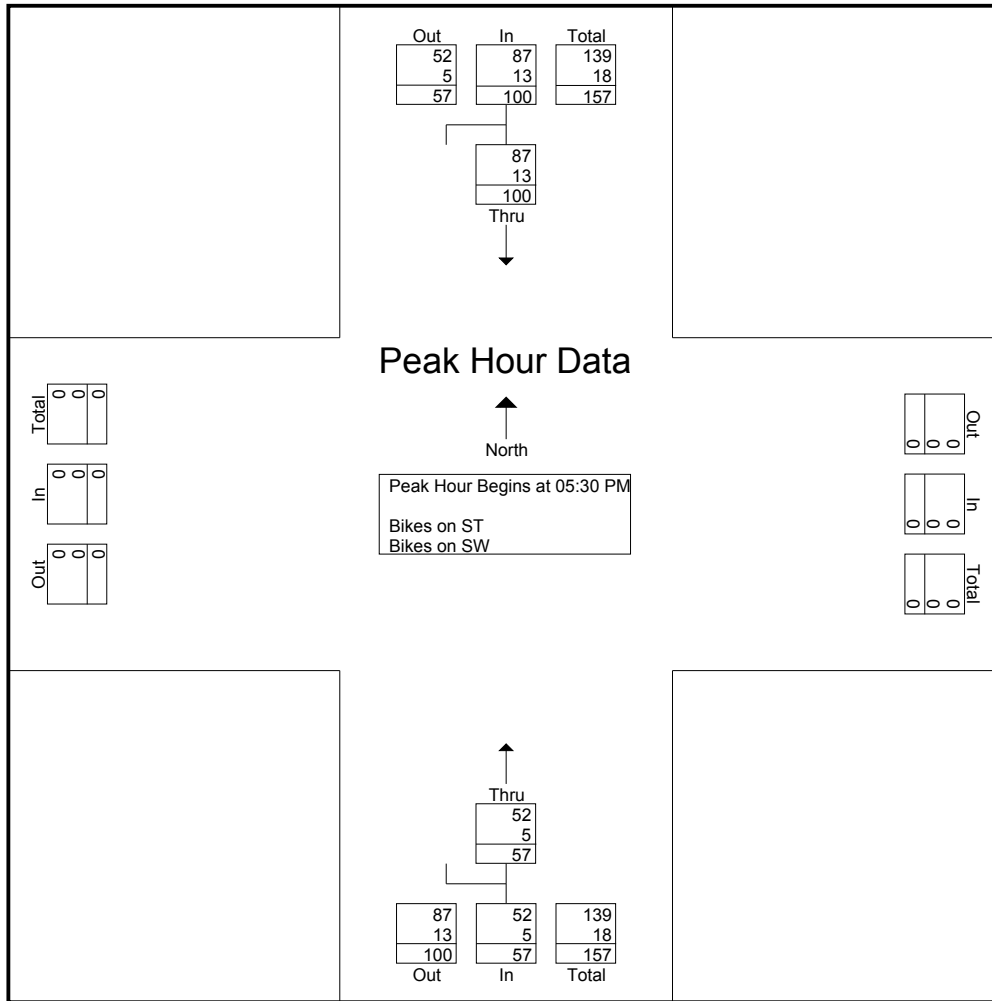
Start Time	From North		From South		Int. Total
	Thru	App. Total	Thru	App. Total	
05:00 PM	14		10		24
05:15 PM	19		11		30
05:30 PM	33		16		49
05:45 PM	25		13		38
Total	91		50		141
06:00 PM	20		12		32
06:15 PM	22		16		38
06:30 PM	16		13		29
06:45 PM	14		13		27
Total	72		54		126
07:00 PM	14		10		24
07:15 PM	10		11		21
Grand Total	187		125		312
Apprch %	100		100		
Total %	59.9		40.1		
Bikes on ST	164		110		274
% Bikes on ST	87.7		88		87.8
Bikes on SW	23		15		38
% Bikes on SW	12.3		12		12.2

Start Time	From North		From East	From South		From West	Int. Total
	Thru	App. Total	App. Total	Thru	App. Total	App. Total	
Peak Hour Analysis From 05:00 PM to 07:15 PM - Peak 1 of 1							
Peak Hour for Entire Intersection Begins at 05:30 PM							
05:30 PM	33	33	0	16	16	0	49
05:45 PM	25	25	0	13	13	0	38
06:00 PM	20	20	0	12	12	0	32
06:15 PM	22	22	0	16	16	0	38
Total Volume	100	100	0	57	57	0	157
% App. Total	100			100			
PHF	.758	.758	.000	.891	.891	.000	.801
Bikes on ST	87	87	0	52	52	0	139
% Bikes on ST	87.0	87.0	0	91.2	91.2	0	88.5
Bikes on SW	13	13	0	5	5	0	18
% Bikes on SW	13.0	13.0	0	8.8	8.8	0	11.5

Accurate Counts
978-664-2565

N/S Street : Bicycle Counts at ATR
E/W Street : on Vassar Street
City/State : Cambridge, MA
Weather : Clear

File Name : LG038003
Site Code : LG038003
Start Date : 5/15/2013
Page No : 2



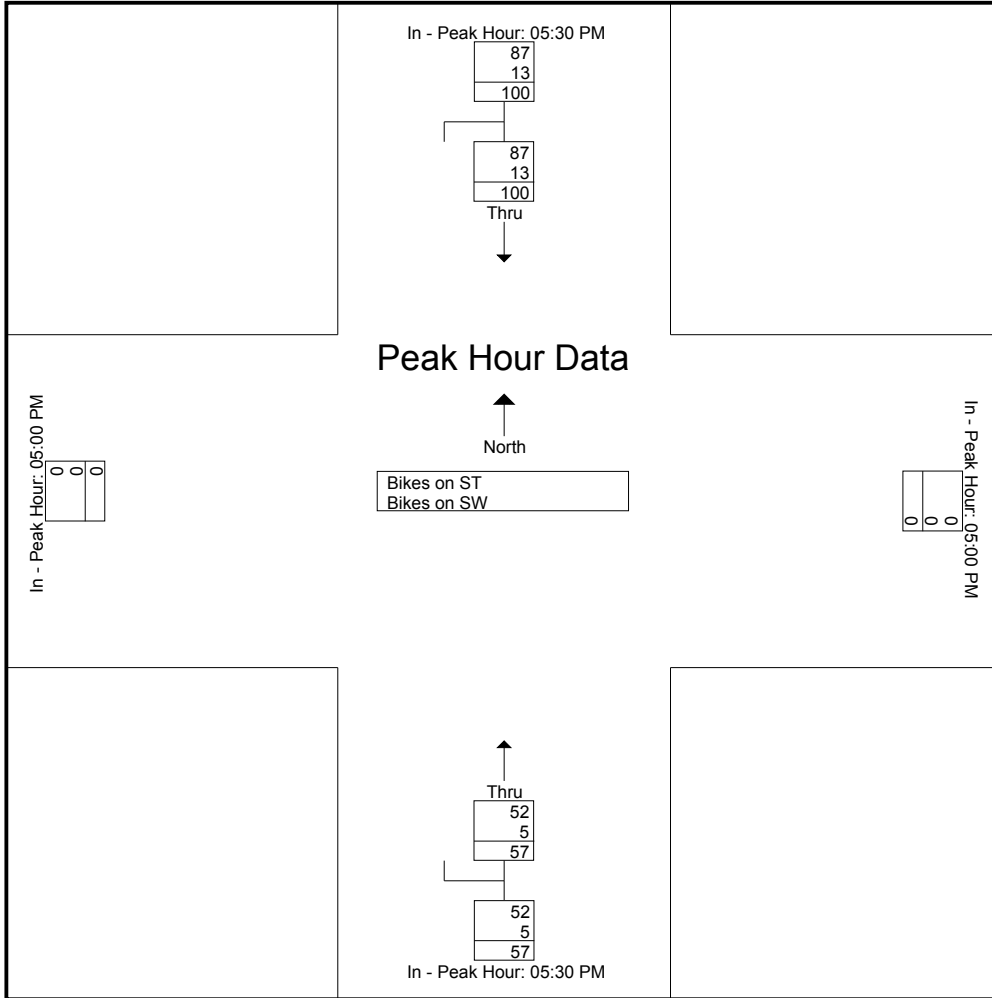
Peak Hour Analysis From 05:00 PM to 07:15 PM - Peak 1 of 1
Peak Hour for Each Approach Begins at:

	05:30 PM		05:00 PM	05:30 PM		05:00 PM
+0 mins.	33	33	0	16	16	0
+15 mins.	25	25	0	13	13	0
+30 mins.	20	20	0	12	12	0
+45 mins.	22	22	0	16	16	0
Total Volume	100	100	0	57	57	0
% App. Total	100		0	100		0
PHF	.758	.758	.000	.891	.891	.000
Bikes on ST	87	87	0	52	52	0
% Bikes on ST	87	87	0	91.2	91.2	0
Bikes on SW	13	13	0	5	5	0
% Bikes on SW	13	13	0	8.8	8.8	0

Accurate Counts
978-664-2565

N/S Street : Bicycle Counts at ATR
E/W Street : on Vassar Street
City/State : Cambridge, MA
Weather : Clear

File Name : LG038003
Site Code : LG038003
Start Date : 5/15/2013
Page No : 3



Accurate Counts
978-664-2565

N/S Street : Bicycle Counts at ATR
E/W Street : on Vassar Street
City/State : Cambridge, MA
Weather : Clear

File Name : LG038003
Site Code : LG038003
Start Date : 5/15/2013
Page No : 1

Groups Printed- Bikes on ST

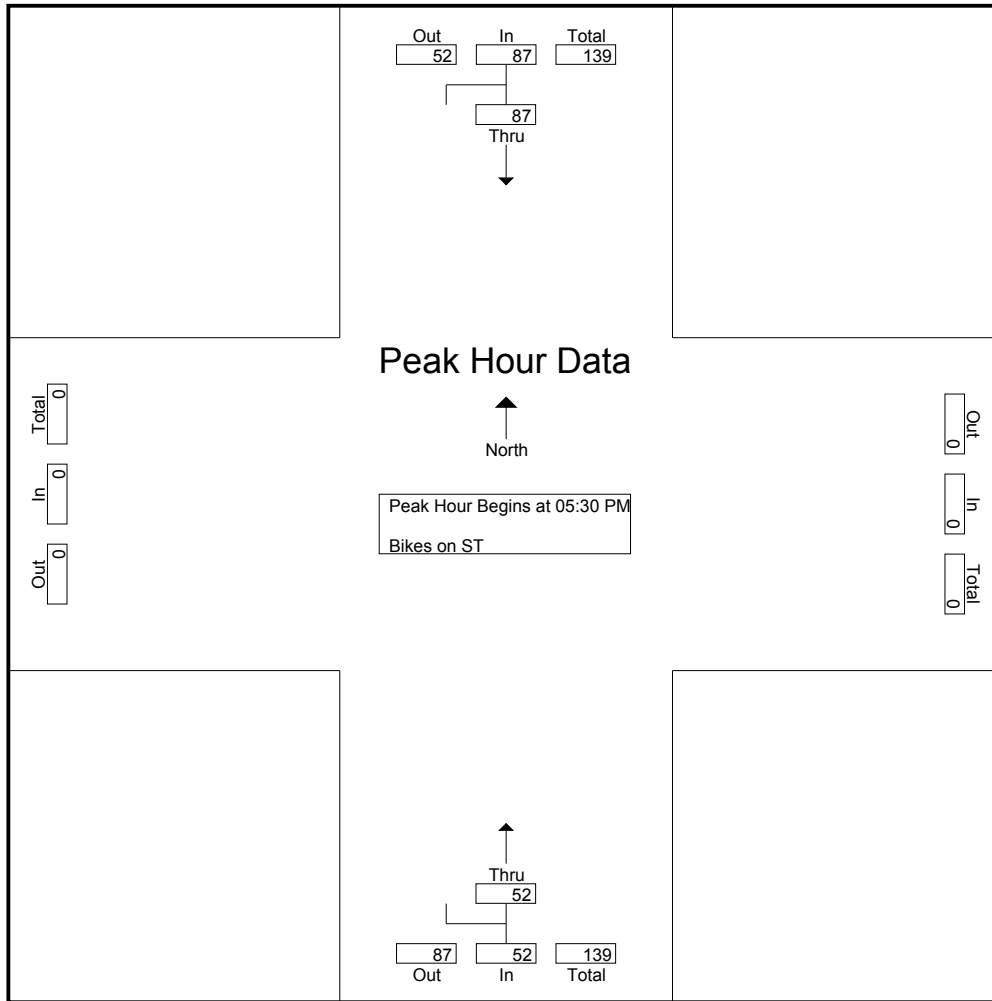
Start Time	From North		From South		Int. Total
	Thru	App. Total	Thru	App. Total	
05:00 PM	13		9		22
05:15 PM	17		10		27
05:30 PM	28		13		41
05:45 PM	23		13		36
Total	81		45		126
06:00 PM	16		11		27
06:15 PM	20		15		35
06:30 PM	15		11		26
06:45 PM	11		10		21
Total	62		47		109
07:00 PM	13		9		22
07:15 PM	8		9		17
Grand Total	164		110		274
Apprch %	100		100		
Total %	59.9		40.1		

Start Time	From North		From East	From South		From West	Int. Total
	Thru	App. Total	App. Total	Thru	App. Total	App. Total	
Peak Hour Analysis From 05:00 PM to 07:15 PM - Peak 1 of 1							
Peak Hour for Entire Intersection Begins at 05:30 PM							
05:30 PM	28	28	0	13	13	0	41
05:45 PM	23	23	0	13	13	0	36
06:00 PM	16	16	0	11	11	0	27
06:15 PM	20	20	0	15	15	0	35
Total Volume	87	87	0	52	52	0	139
% App. Total	100			100			
PHF	.777	.777	.000	.867	.867	.000	.848

Accurate Counts
978-664-2565

N/S Street : Bicycle Counts at ATR
E/W Street : on Vassar Street
City/State : Cambridge, MA
Weather : Clear

File Name : LG038003
Site Code : LG038003
Start Date : 5/15/2013
Page No : 2



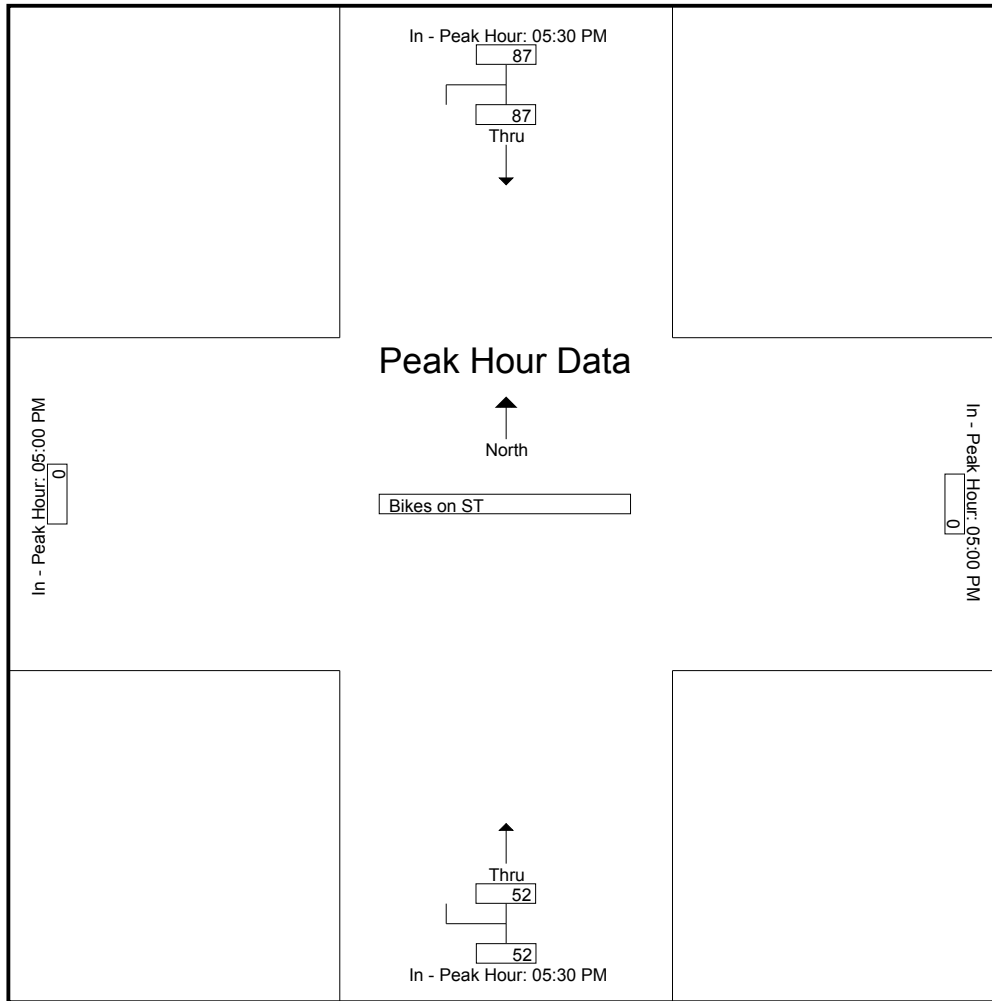
Peak Hour Analysis From 05:00 PM to 07:15 PM - Peak 1 of 1
Peak Hour for Each Approach Begins at:

	05:30 PM	05:00 PM	05:30 PM	05:00 PM
+0 mins.	28	0	13	0
+15 mins.	23	0	13	0
+30 mins.	16	0	11	0
+45 mins.	20	0	15	0
Total Volume	87	0	52	0
% App. Total	100		100	
PHF	.777	.000	.867	.000

Accurate Counts
978-664-2565

File Name : LG038003
Site Code : LG038003
Start Date : 5/15/2013
Page No : 3

N/S Street : Bicycle Counts at ATR
E/W Street : on Vassar Street
City/State : Cambridge, MA
Weather : Clear



Accurate Counts
978-664-2565

N/S Street : Bicycle Counts at ATR
E/W Street : on Vassar Street
City/State : Cambridge, MA
Weather : Clear

File Name : LG038003
Site Code : LG038003
Start Date : 5/15/2013
Page No : 1

Groups Printed- Bikes on SW

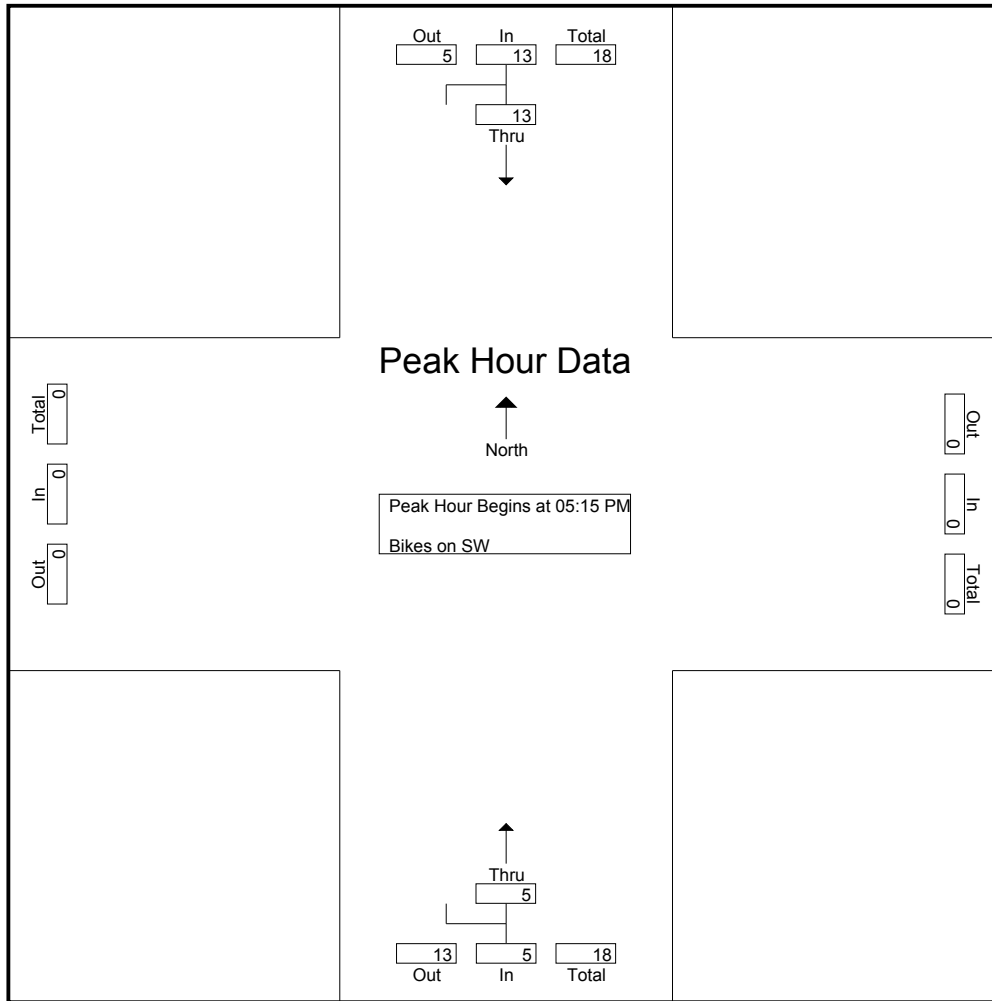
Start Time	From North		From South		Int. Total
	Thru	App. Total	Thru	App. Total	
05:00 PM	1		1		2
05:15 PM	2		1		3
05:30 PM	5		3		8
05:45 PM	2		0		2
Total	10		5		15
06:00 PM	4		1		5
06:15 PM	2		1		3
06:30 PM	1		2		3
06:45 PM	3		3		6
Total	10		7		17
07:00 PM	1		1		2
07:15 PM	2		2		4
Grand Total	23		15		38
Apprch %	100		100		
Total %	60.5		39.5		

Start Time	From North		From East	From South		From West	Int. Total
	Thru	App. Total	App. Total	Thru	App. Total	App. Total	
Peak Hour Analysis From 05:00 PM to 07:15 PM - Peak 1 of 1							
Peak Hour for Entire Intersection Begins at 05:15 PM							
05:15 PM	2	2	0	1	1	0	3
05:30 PM	5	5	0	3	3	0	8
05:45 PM	2	2	0	0	0	0	2
06:00 PM	4	4	0	1	1	0	5
Total Volume	13	13	0	5	5	0	18
% App. Total	100			100			
PHF	.650	.650	.000	.417	.417	.000	.563

Accurate Counts
978-664-2565

N/S Street : Bicycle Counts at ATR
E/W Street : on Vassar Street
City/State : Cambridge, MA
Weather : Clear

File Name : LG038003
Site Code : LG038003
Start Date : 5/15/2013
Page No : 2



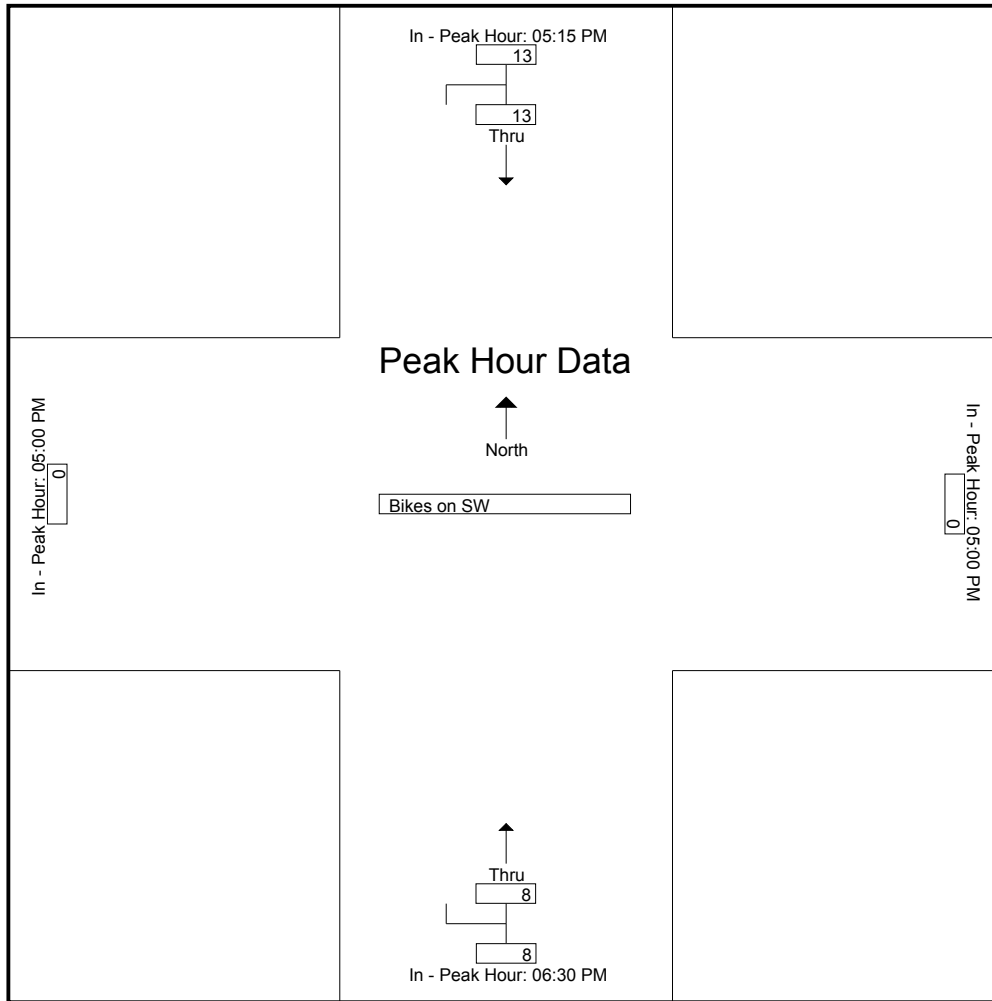
Peak Hour Analysis From 05:00 PM to 07:15 PM - Peak 1 of 1
Peak Hour for Each Approach Begins at:

	05:15 PM		05:00 PM		06:30 PM		05:00 PM
+0 mins.	2	2	0		2	2	0
+15 mins.	5	5	0		3	3	0
+30 mins.	2	2	0		1	1	0
+45 mins.	4	4	0		2	2	0
Total Volume	13	13	0		8	8	0
% App. Total	100				100		
PHF	.650	.650	.000		.667	.667	.000

Accurate Counts
978-664-2565

N/S Street : Bicycle Counts at ATR
E/W Street : on Vassar Street
City/State : Cambridge, MA
Weather : Clear

File Name : LG038003
Site Code : LG038003
Start Date : 5/15/2013
Page No : 3



Accurate Counts
978-664-2565

N/S Street : Bicycle Counts at ATR
E/W Street : on Third Street
City/State : Cambridge, MA
Weather : Clear

File Name : LG038004
Site Code : LG038004
Start Date : 5/15/2013
Page No : 1

Groups Printed- Bikes on ST - Bikes on SW

	From North		From South		
Start Time	Thru		Thru		Int. Total
07:30 AM	3		6		9
07:45 AM	3		4		7
Total	6		10		16
08:00 AM	6		3		9
08:15 AM	4		8		12
08:30 AM	8		10		18
08:45 AM	19		4		23
Total	37		25		62
09:00 AM	15		8		23
09:15 AM	7		5		12
Grand Total	65		48		113
Apprch %	100		100		
Total %	57.5		42.5		
Bikes on ST	65		48		113
% Bikes on ST	100		100		100
Bikes on SW	0		0		0
% Bikes on SW	0		0		0

Start Time	From North		From East	From South		From West	Int. Total
	Thru	App. Total	App. Total	Thru	App. Total	App. Total	

Peak Hour Analysis From 07:30 AM to 09:15 AM - Peak 1 of 1

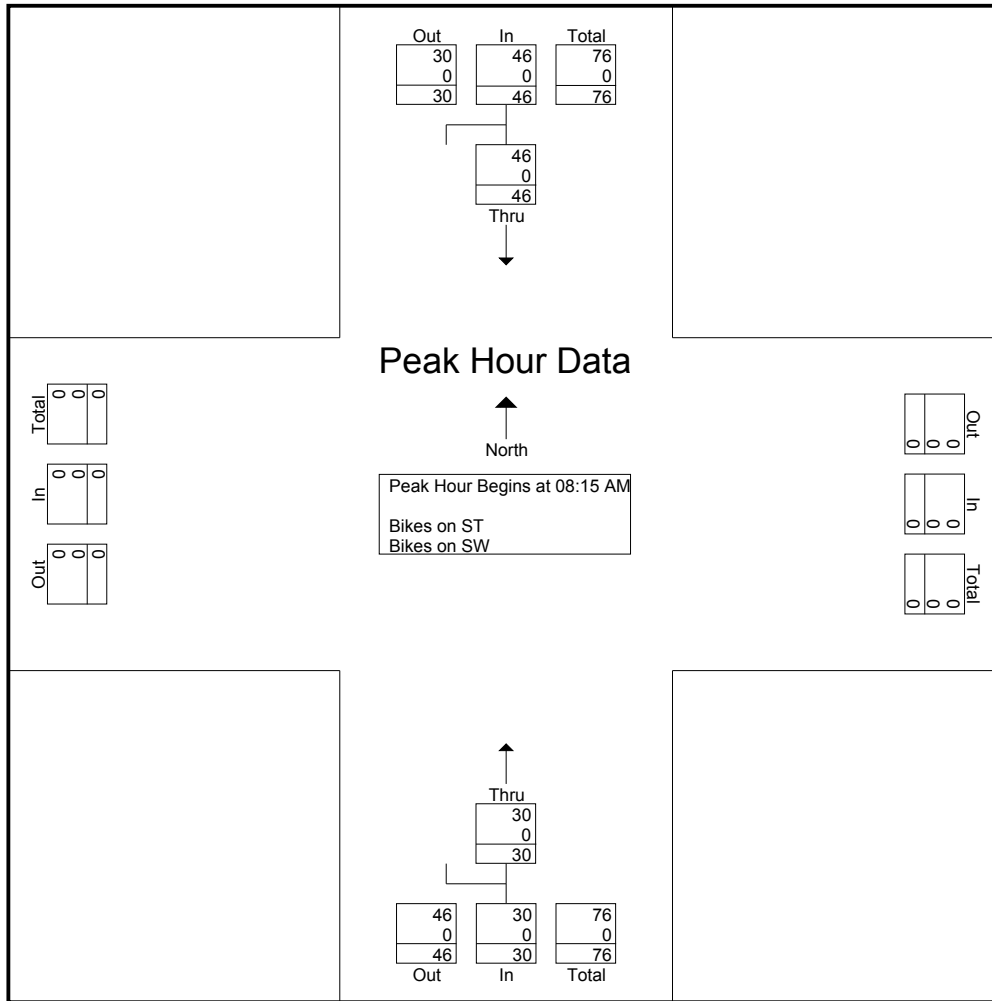
Peak Hour for Entire Intersection Begins at 08:15 AM

08:15 AM	4	4	0	8	8	0	12
08:30 AM	8	8	0	10	10	0	18
08:45 AM	19	19	0	4	4	0	23
09:00 AM	15	15	0	8	8	0	23
Total Volume	46	46	0	30	30	0	76
% App. Total	100			100			
PHF	.605	.605	.000	.750	.750	.000	.826
Bikes on ST	46	46	0	30	30	0	76
% Bikes on ST	100	100	0	100	100	0	100
Bikes on SW	0	0	0	0	0	0	0
% Bikes on SW	0	0	0	0	0	0	0

Accurate Counts
978-664-2565

N/S Street : Bicycle Counts at ATR
E/W Street : on Third Street
City/State : Cambridge, MA
Weather : Clear

File Name : LG038004
Site Code : LG038004
Start Date : 5/15/2013
Page No : 2



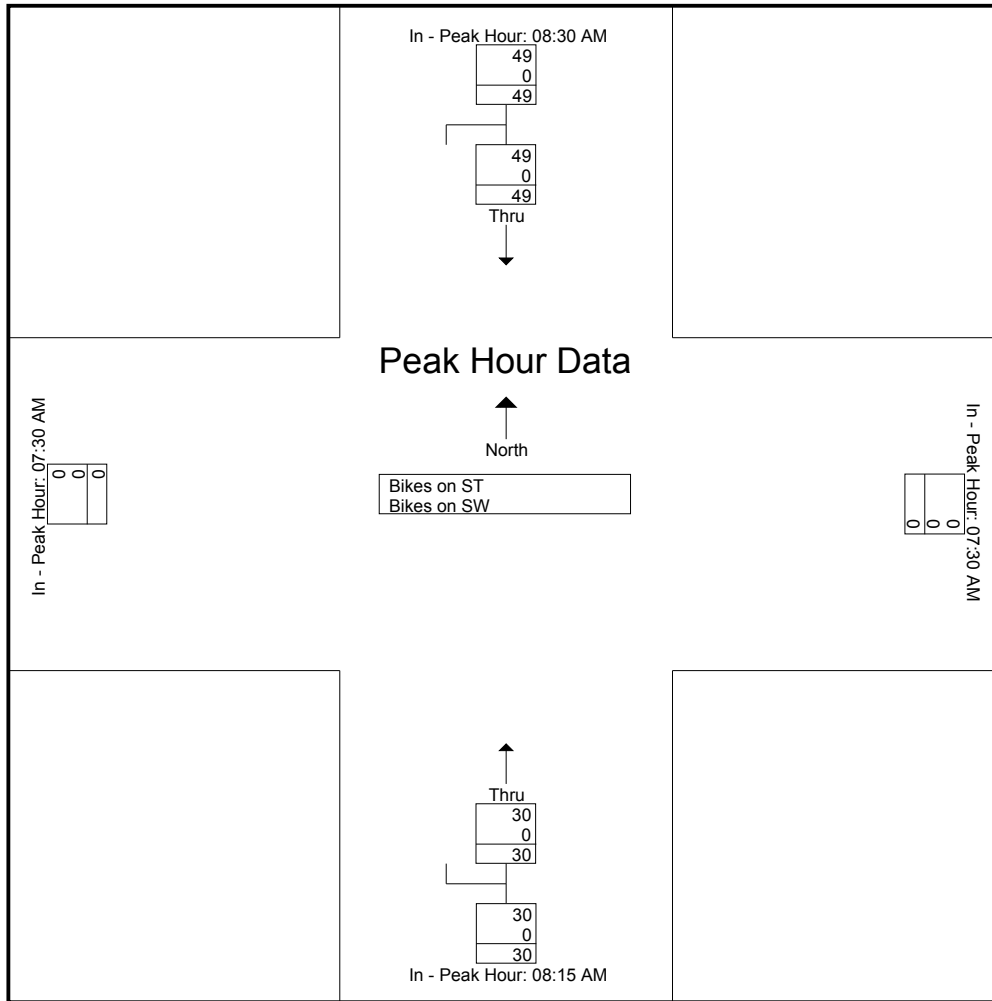
Peak Hour Analysis From 07:30 AM to 09:15 AM - Peak 1 of 1
Peak Hour for Each Approach Begins at:

	08:30 AM		07:30 AM		08:15 AM		07:30 AM
+0 mins.	8	8	0	8	8	0	0
+15 mins.	19	19	0	10	10	0	0
+30 mins.	15	15	0	4	4	0	0
+45 mins.	7	7	0	8	8	0	0
Total Volume	49	49	0	30	30	0	0
% App. Total	100			100			
PHF	.645	.645	.000	.750	.750	.000	.000
Bikes on ST	49	49	0	30	30	0	0
% Bikes on ST	100	100	0	100	100	0	0
Bikes on SW	0	0	0	0	0	0	0
% Bikes on SW	0	0	0	0	0	0	0

Accurate Counts
978-664-2565

N/S Street : Bicycle Counts at ATR
E/W Street : on Third Street
City/State : Cambridge, MA
Weather : Clear

File Name : LG038004
Site Code : LG038004
Start Date : 5/15/2013
Page No : 3



Accurate Counts
978-664-2565

N/S Street : Bicycle Counts at ATR
E/W Street : on Third Street
City/State : Cambridge, MA
Weather : Clear

File Name : LG038004
Site Code : LG038004
Start Date : 5/15/2013
Page No : 1

Groups Printed- Bikes on ST

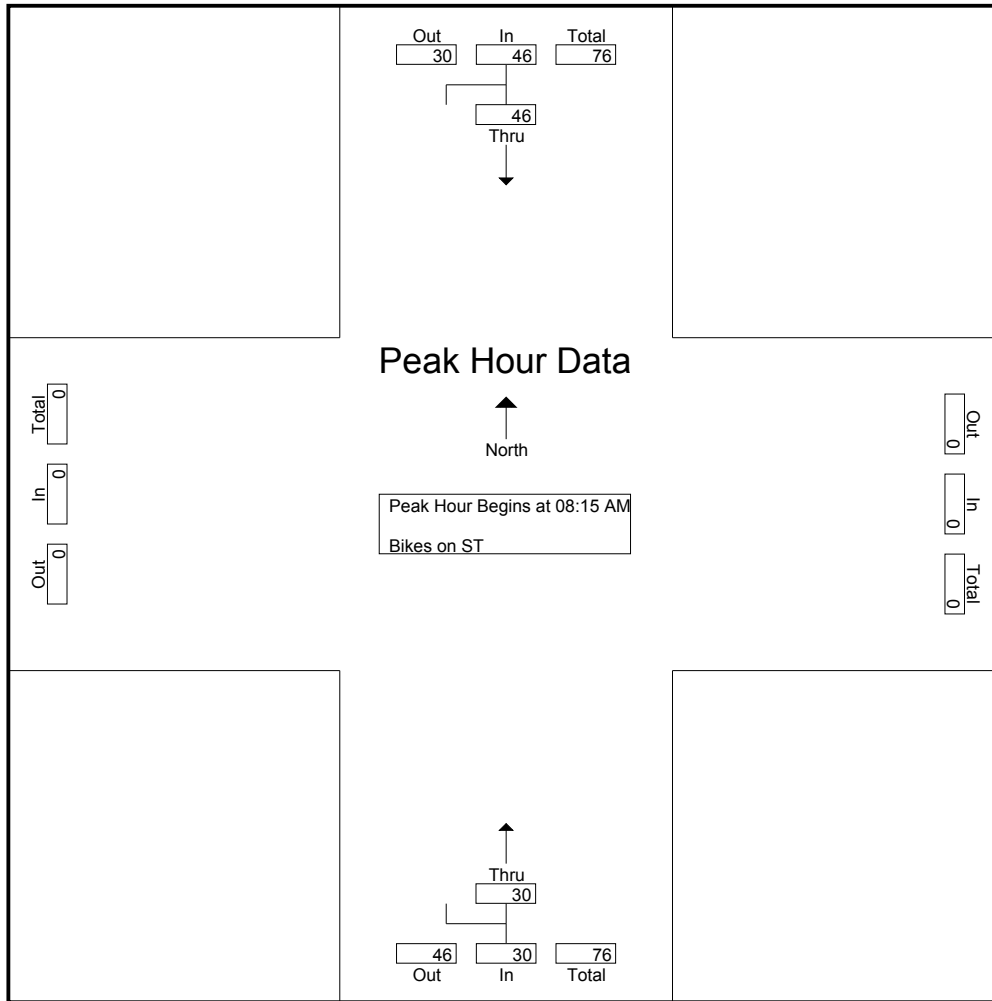
	From North	From South	
Start Time	Thru	Thru	Int. Total
07:30 AM	3	6	9
07:45 AM	3	4	7
Total	6	10	16
08:00 AM	6	3	9
08:15 AM	4	8	12
08:30 AM	8	10	18
08:45 AM	19	4	23
Total	37	25	62
09:00 AM	15	8	23
09:15 AM	7	5	12
Grand Total	65	48	113
Apprch %	100	100	
Total %	57.5	42.5	

	From North		From East	From South		From West	
Start Time	Thru	App. Total	App. Total	Thru	App. Total	App. Total	Int. Total
Peak Hour Analysis From 07:30 AM to 09:15 AM - Peak 1 of 1							
Peak Hour for Entire Intersection Begins at 08:15 AM							
08:15 AM	4	4	0	8	8	0	12
08:30 AM	8	8	0	10	10	0	18
08:45 AM	19	19	0	4	4	0	23
09:00 AM	15	15	0	8	8	0	23
Total Volume	46	46	0	30	30	0	76
% App. Total	100			100			
PHF	.605	.605	.000	.750	.750	.000	.826

Accurate Counts
978-664-2565

N/S Street : Bicycle Counts at ATR
E/W Street : on Third Street
City/State : Cambridge, MA
Weather : Clear

File Name : LG038004
Site Code : LG038004
Start Date : 5/15/2013
Page No : 2



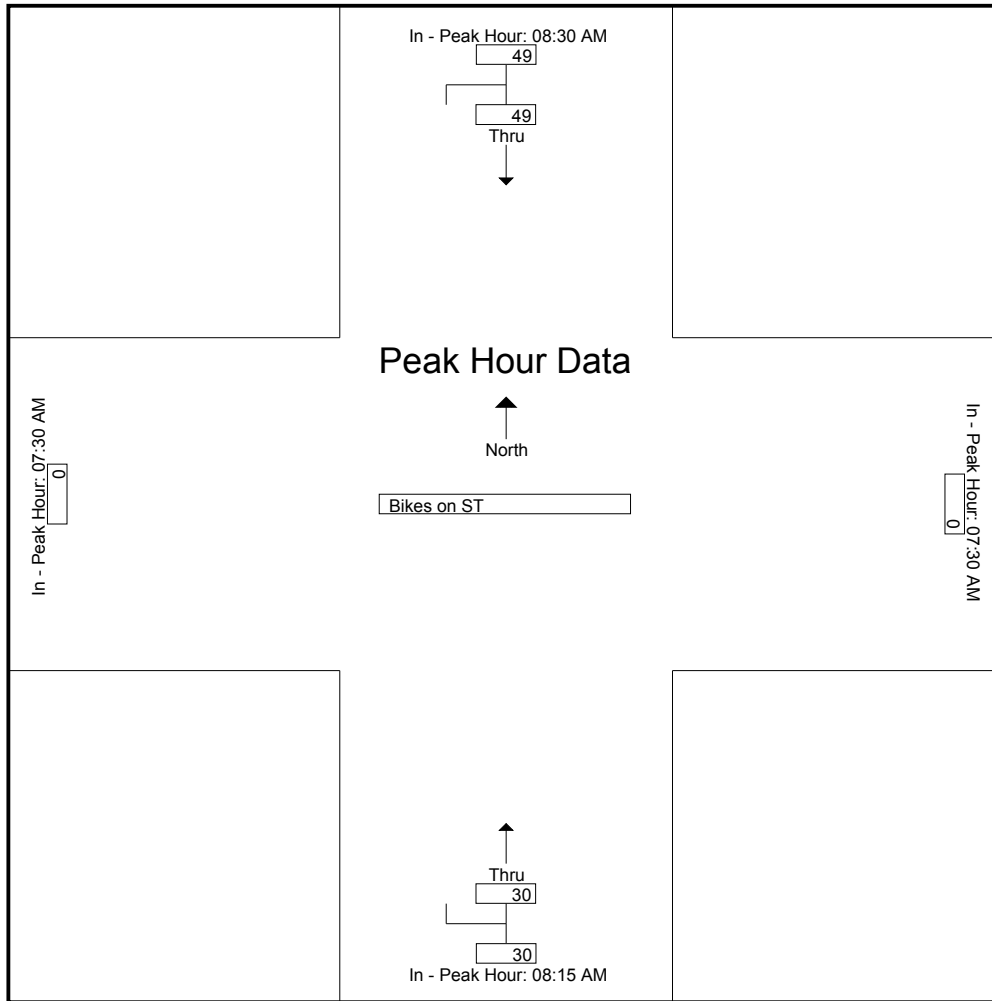
Peak Hour Analysis From 07:30 AM to 09:15 AM - Peak 1 of 1
Peak Hour for Each Approach Begins at:

	08:30 AM		07:30 AM		08:15 AM		07:30 AM
+0 mins.	8	8	0	0	8	8	0
+15 mins.	19	19	0	0	10	10	0
+30 mins.	15	15	0	0	4	4	0
+45 mins.	7	7	0	0	8	8	0
Total Volume	49	49	0	0	30	30	0
% App. Total	100				100		
PHF	.645	.645	.000		.750	.750	.000

Accurate Counts
978-664-2565

N/S Street : Bicycle Counts at ATR
E/W Street : on Third Street
City/State : Cambridge, MA
Weather : Clear

File Name : LG038004
Site Code : LG038004
Start Date : 5/15/2013
Page No : 3



Accurate Counts
978-664-2565

N/S Street : Bicycle Counts at ATR
E/W Street : on Third Street
City/State : Cambridge, MA
Weather : Clear

File Name : LG038004
Site Code : LG038004
Start Date : 5/15/2013
Page No : 1

Groups Printed- Bikes on ST - Bikes on SW

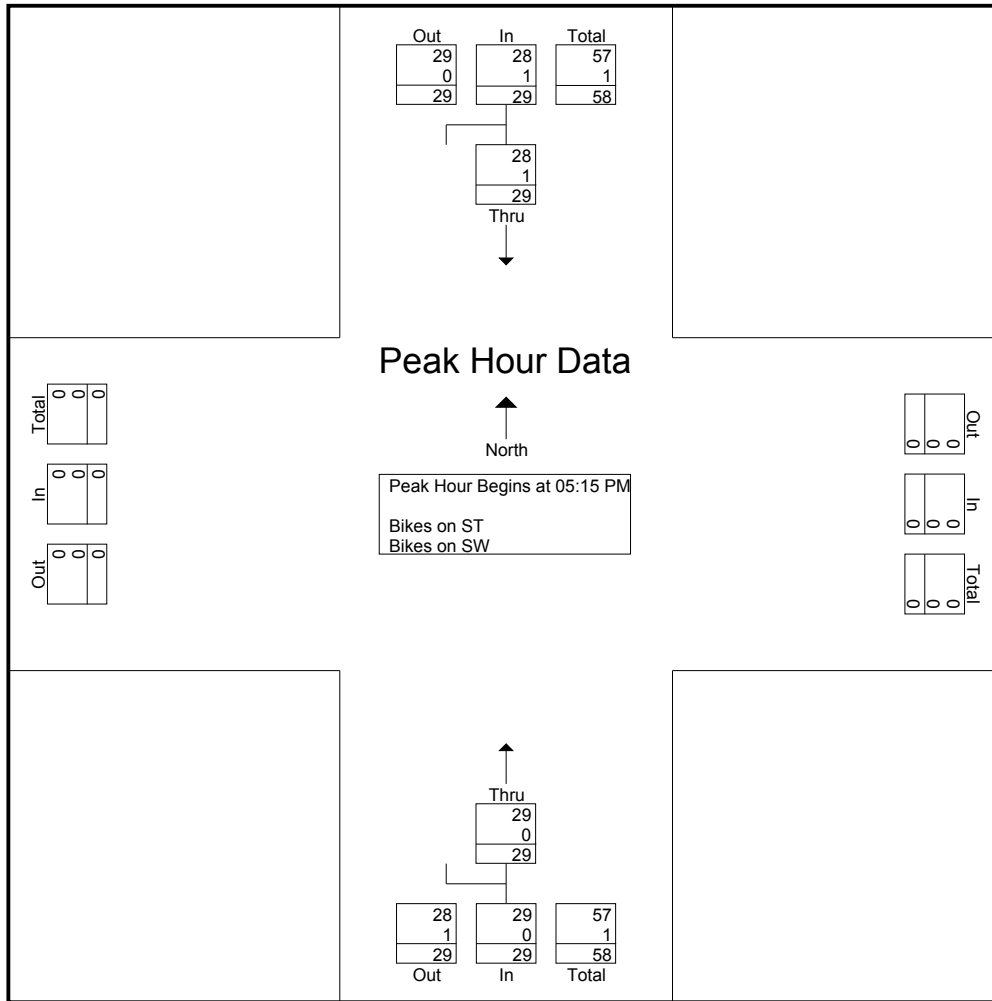
Start Time	From North		From South		Int. Total
	Thru	App. Total	Thru	App. Total	
05:00 PM	5		9		14
05:15 PM	10		8		18
05:30 PM	8		3		11
05:45 PM	5		8		13
Total	28		28		56
06:00 PM	6		10		16
06:15 PM	3		9		12
06:30 PM	6		6		12
06:45 PM	2		4		6
Total	17		29		46
07:00 PM	3		11		14
07:15 PM	3		9		12
Grand Total	51		77		128
Apprch %	100		100		
Total %	39.8		60.2		
Bikes on ST	50		77		127
% Bikes on ST	98		100		99.2
Bikes on SW	1		0		1
% Bikes on SW	2		0		0.8

Start Time	From North		From East	From South		From West	Int. Total
	Thru	App. Total	App. Total	Thru	App. Total	App. Total	
Peak Hour Analysis From 05:00 PM to 07:15 PM - Peak 1 of 1							
Peak Hour for Entire Intersection Begins at 05:15 PM							
05:15 PM	10	10	0	8	8	0	18
05:30 PM	8	8	0	3	3	0	11
05:45 PM	5	5	0	8	8	0	13
06:00 PM	6	6	0	10	10	0	16
Total Volume	29	29	0	29	29	0	58
% App. Total	100			100			
PHF	.725	.725	.000	.725	.725	.000	.806
Bikes on ST	28	28	0	29	29	0	57
% Bikes on ST	96.6	96.6	0	100	100	0	98.3
Bikes on SW	1	1	0	0	0	0	1
% Bikes on SW	3.4	3.4	0	0	0	0	1.7

Accurate Counts
978-664-2565

N/S Street : Bicycle Counts at ATR
E/W Street : on Third Street
City/State : Cambridge, MA
Weather : Clear

File Name : LG038004
Site Code : LG038004
Start Date : 5/15/2013
Page No : 2



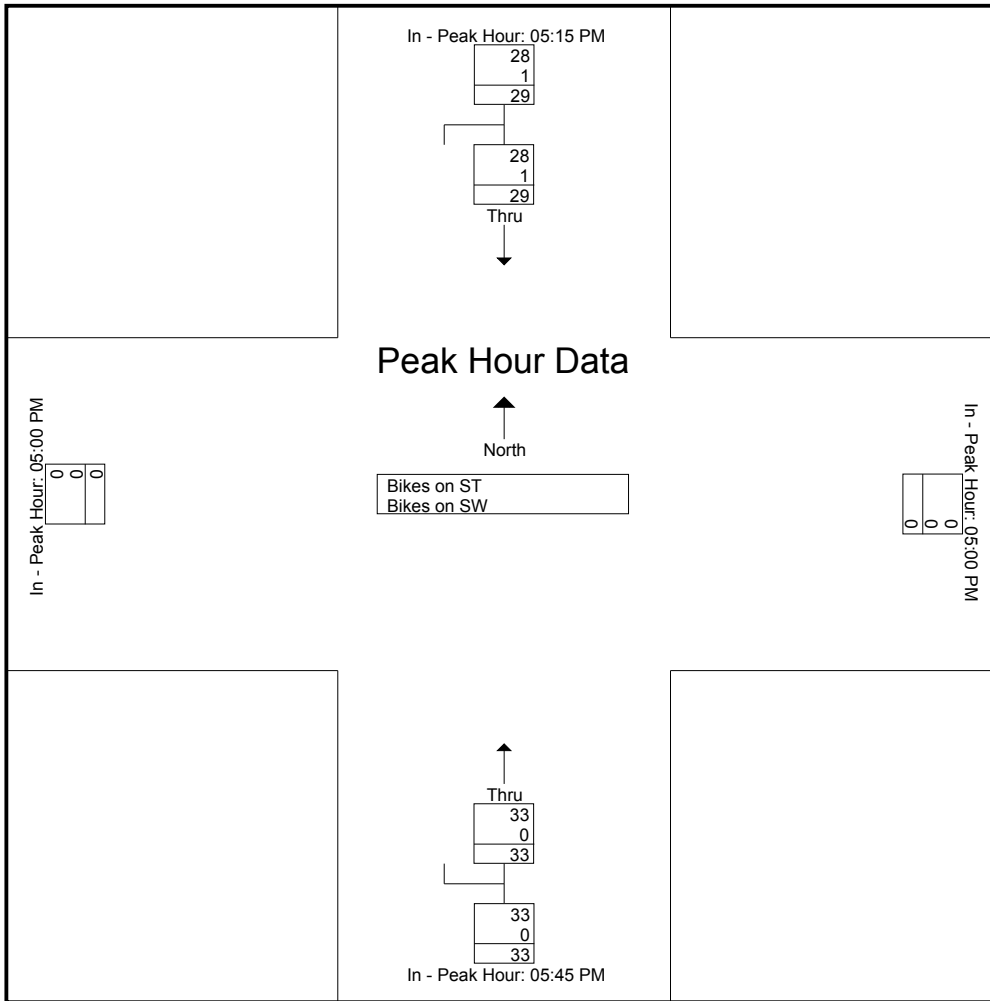
Peak Hour Analysis From 05:00 PM to 07:15 PM - Peak 1 of 1
Peak Hour for Each Approach Begins at:

	05:15 PM		05:00 PM		05:45 PM		05:00 PM
+0 mins.	10	10	0		8	8	0
+15 mins.	8	8	0		10	10	0
+30 mins.	5	5	0		9	9	0
+45 mins.	6	6	0		6	6	0
Total Volume	29	29	0		33	33	0
% App. Total	100				100		
PHF	.725	.725	.000		.825	.825	.000
Bikes on ST	28	28	0		33	33	0
% Bikes on ST	96.6	96.6	0		100	100	0
Bikes on SW	1	1	0		0	0	0
% Bikes on SW	3.4	3.4	0		0	0	0

Accurate Counts
978-664-2565

N/S Street : Bicycle Counts at ATR
E/W Street : on Third Street
City/State : Cambridge, MA
Weather : Clear

File Name : LG038004
Site Code : LG038004
Start Date : 5/15/2013
Page No : 3



Accurate Counts
978-664-2565

N/S Street : Bicycle Counts at ATR
E/W Street : on Third Street
City/State : Cambridge, MA
Weather : Clear

File Name : LG038004
Site Code : LG038004
Start Date : 5/15/2013
Page No : 1

Groups Printed- Bikes on ST

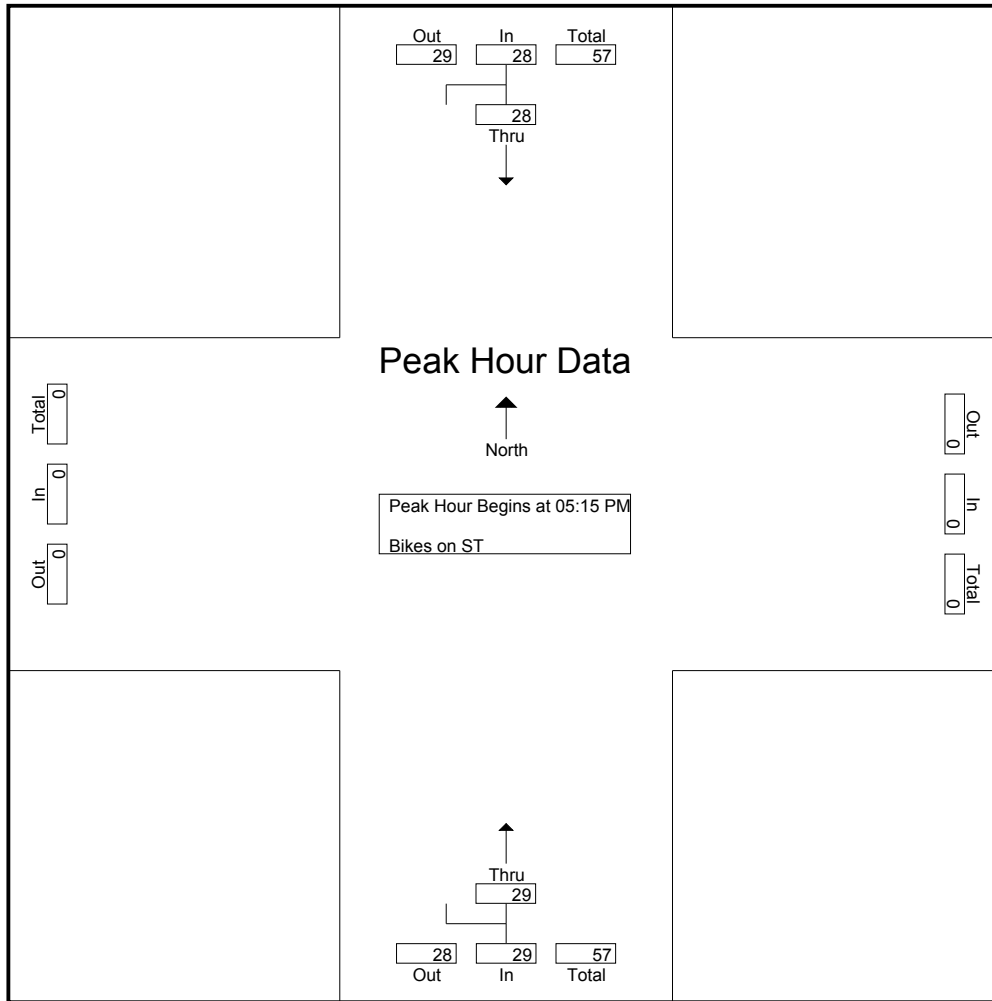
Start Time	From North		From South		Int. Total
	Thru	App. Total	Thru	App. Total	
05:00 PM	5		9		14
05:15 PM	10		8		18
05:30 PM	7		3		10
05:45 PM	5		8		13
Total	27		28		55
06:00 PM	6		10		16
06:15 PM	3		9		12
06:30 PM	6		6		12
06:45 PM	2		4		6
Total	17		29		46
07:00 PM	3		11		14
07:15 PM	3		9		12
Grand Total	50		77		127
Apprch %	100		100		
Total %	39.4		60.6		

Start Time	From North		From East	From South		From West	Int. Total
	Thru	App. Total	App. Total	Thru	App. Total	App. Total	
Peak Hour Analysis From 05:00 PM to 07:15 PM - Peak 1 of 1							
Peak Hour for Entire Intersection Begins at 05:15 PM							
05:15 PM	10	10	0	8	8	0	18
05:30 PM	7	7	0	3	3	0	10
05:45 PM	5	5	0	8	8	0	13
06:00 PM	6	6	0	10	10	0	16
Total Volume	28	28	0	29	29	0	57
% App. Total	100			100			
PHF	.700	.700	.000	.725	.725	.000	.792

Accurate Counts
978-664-2565

N/S Street : Bicycle Counts at ATR
E/W Street : on Third Street
City/State : Cambridge, MA
Weather : Clear

File Name : LG038004
Site Code : LG038004
Start Date : 5/15/2013
Page No : 2



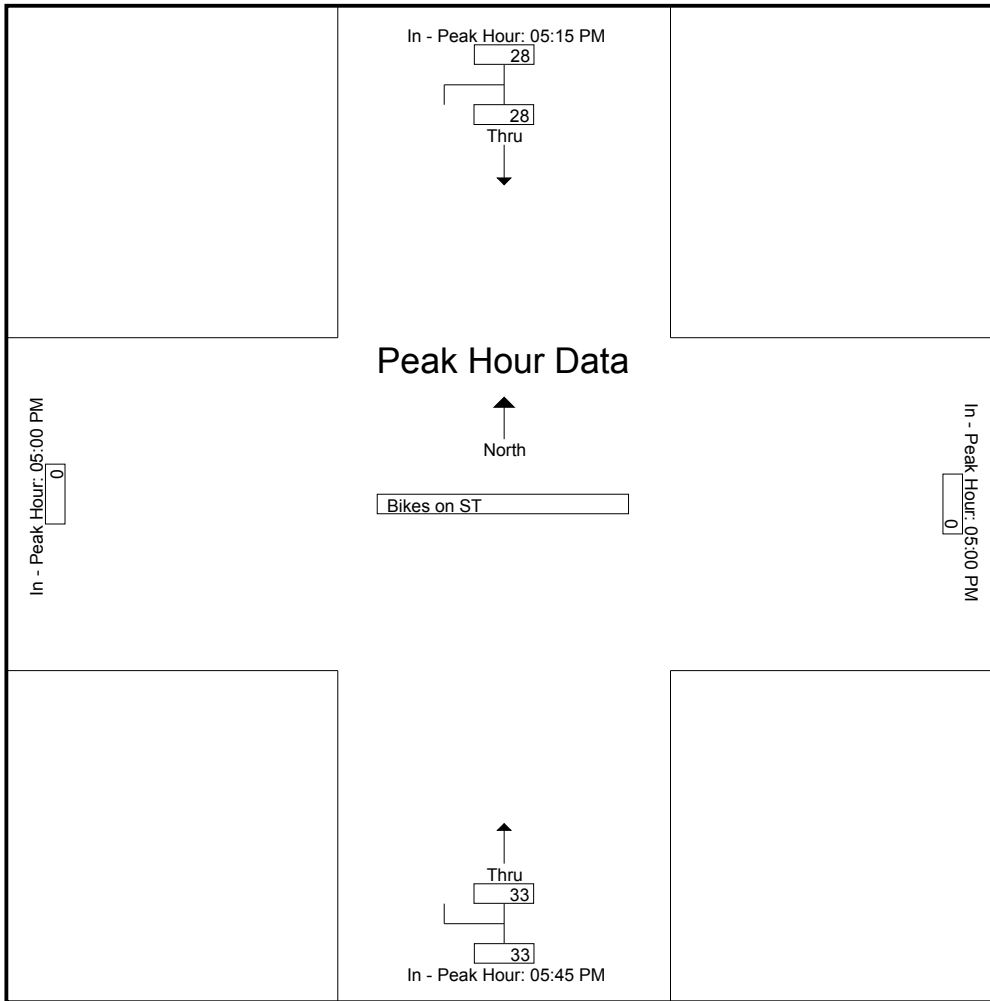
Peak Hour Analysis From 05:00 PM to 07:15 PM - Peak 1 of 1
Peak Hour for Each Approach Begins at:

	05:15 PM		05:00 PM		05:45 PM		05:00 PM	
+0 mins.	10	10	0		8	8	0	
+15 mins.	7	7	0		10	10	0	
+30 mins.	5	5	0		9	9	0	
+45 mins.	6	6	0		6	6	0	
Total Volume	28	28	0		33	33	0	
% App. Total	100				100			
PHF	.700	.700	.000		.825	.825	.000	

Accurate Counts
978-664-2565

N/S Street : Bicycle Counts at ATR
E/W Street : on Third Street
City/State : Cambridge, MA
Weather : Clear

File Name : LG038004
Site Code : LG038004
Start Date : 5/15/2013
Page No : 3



Accurate Counts
978-664-2565

N/S Street : Bicycle Counts at ATR
E/W Street : on Third Street
City/State : Cambridge, MA
Weather : Clear

File Name : LG038004
Site Code : LG038004
Start Date : 5/15/2013
Page No : 1

Groups Printed- Bikes on SW

Start Time	From North		From South		Int. Total
	Thru		Thru		
05:00 PM	0		0		0
05:15 PM	0		0		0
05:30 PM	1		0		1
05:45 PM	0		0		0
Total	1		0		1
06:00 PM	0		0		0
06:15 PM	0		0		0
06:30 PM	0		0		0
06:45 PM	0		0		0
Total	0		0		0
07:00 PM	0		0		0
07:15 PM	0		0		0
Grand Total	1		0		1
Apprch %	100		0		
Total %	100		0		

Start Time	From North		From East	From South		From West	Int. Total
	Thru	App. Total	App. Total	Thru	App. Total	App. Total	
05:00 PM	0	0	0	0	0	0	0
05:15 PM	0	0	0	0	0	0	0
05:30 PM	1	1	0	0	0	0	1
05:45 PM	0	0	0	0	0	0	0
Total Volume	1	1	0	0	0	0	1
% App. Total	100		0	0			
PHF	.250	.250	.000	.000	.000	.000	.250

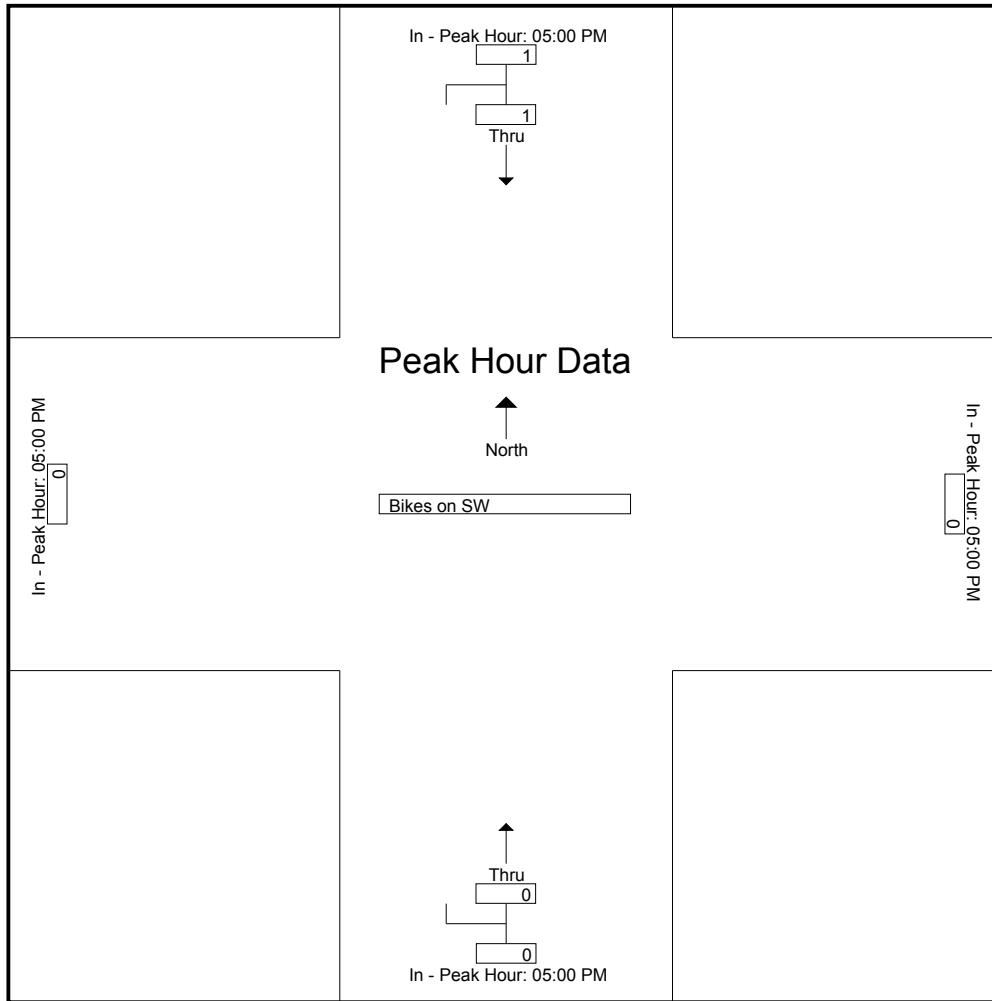
Peak Hour Analysis From 05:00 PM to 07:15 PM - Peak 1 of 1

Peak Hour for Entire Intersection Begins at 05:00 PM

Accurate Counts
978-664-2565

N/S Street : Bicycle Counts at ATR
E/W Street : on Third Street
City/State : Cambridge, MA
Weather : Clear

File Name : LG038004
Site Code : LG038004
Start Date : 5/15/2013
Page No : 3



Accurate Counts

978-664-2565

N/S Street : Bicycle Counts at ATR
 E/W Street: on Broadway
 City/State : Cambridge, MA
 Weather : Clear

File Name : LG038005
 Site Code : LG038005
 Start Date : 5/15/2013
 Page No : 1

Groups Printed- Bikes on ST - Bikes on SW

	From East		From West		Int. Total
	Start Time	Thru	Thru	Thru	
	07:30 AM	1		26	27
	07:45 AM	2		42	44
	Total	3		68	71
	08:00 AM	7		52	59
	08:15 AM	3		67	70
	08:30 AM	9		76	85
	08:45 AM	4		96	100
	Total	23		291	314
	09:00 AM	4		53	57
	09:15 AM	1		51	52
	Grand Total	31		463	494
	Apprch %	100		100	
	Total %	6.3		93.7	
	Bikes on ST	31		458	489
	% Bikes on ST	100		98.9	99
	Bikes on SW	0		5	5
	% Bikes on SW	0		1.1	1

	From North	From East		From South	From West		Int. Total
	Start Time	App. Total	Thru	App. Total	App. Total	Thru	

Peak Hour Analysis From 07:30 AM to 09:15 AM - Peak 1 of 1


Peak Hour for Entire Intersection Begins at 08:00 AM

08:00 AM	0	7	7	0	52	52	59
08:15 AM	0	3	3	0	67	67	70
08:30 AM	0	9	9	0	76	76	85
08:45 AM	0	4	4	0	96	96	100
Total Volume	0	23	23	0	291	291	314
% App. Total		100			100		
PHF	.000	.639	.639	.000	.758	.758	.785
Bikes on ST	0	23	23	0	288	288	311
% Bikes on ST	0	100	100	0	99.0	99.0	99.0
Bikes on SW	0	0	0	0	3	3	3
% Bikes on SW	0	0	0	0	1.0	1.0	1.0

Accurate Counts
978-664-2565

N/S Street : Bicycle Counts at ATR
E/W Street: on Broadway
City/State : Cambridge, MA
Weather : Clear

File Name : LG038005
Site Code : LG038005
Start Date : 5/15/2013
Page No : 2



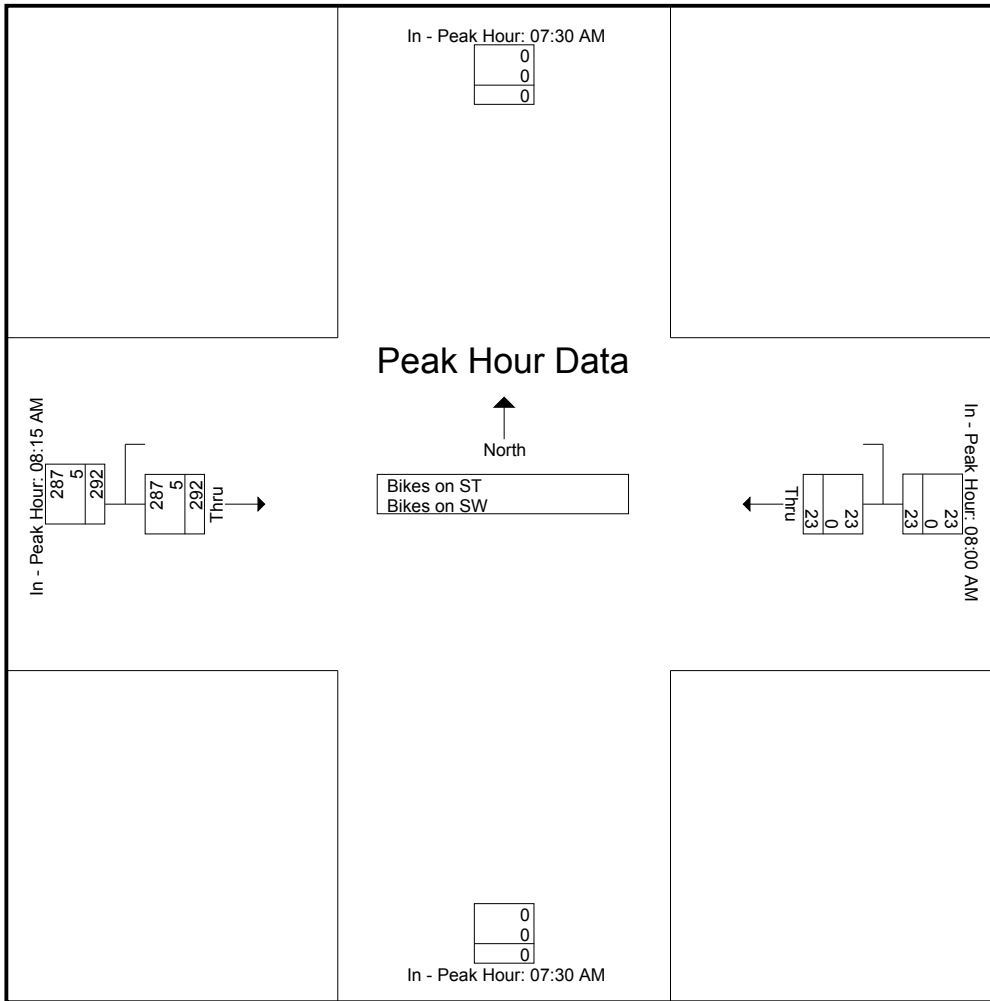
Peak Hour Analysis From 07:30 AM to 09:15 AM - Peak 1 of 1
Peak Hour for Each Approach Begins at:

	07:30 AM	08:00 AM	07:30 AM	08:15 AM	
+0 mins.	0	7	7	0	67
+15 mins.	0	3	3	0	76
+30 mins.	0	9	9	0	96
+45 mins.	0	4	4	0	53
Total Volume	0	23	23	0	292
% App. Total		100			100
PHF	.000	.639	.639	.000	.760
Bikes on ST	0	23	23	0	287
% Bikes on ST	0	100	100	0	98.3
Bikes on SW	0	0	0	0	5
% Bikes on SW	0	0	0	0	1.7

Accurate Counts
978-664-2565

File Name : LG038005
Site Code : LG038005
Start Date : 5/15/2013
Page No : 3

N/S Street : Bicycle Counts at ATR
E/W Street: on Broadway
City/State : Cambridge, MA
Weather : Clear



Accurate Counts
978-664-2565

N/S Street : Bicycle Counts at ATR
E/W Street: on Broadway
City/State : Cambridge, MA
Weather : Clear

File Name : LG038005
Site Code : LG038005
Start Date : 5/15/2013
Page No : 1

Groups Printed- Bikes on ST

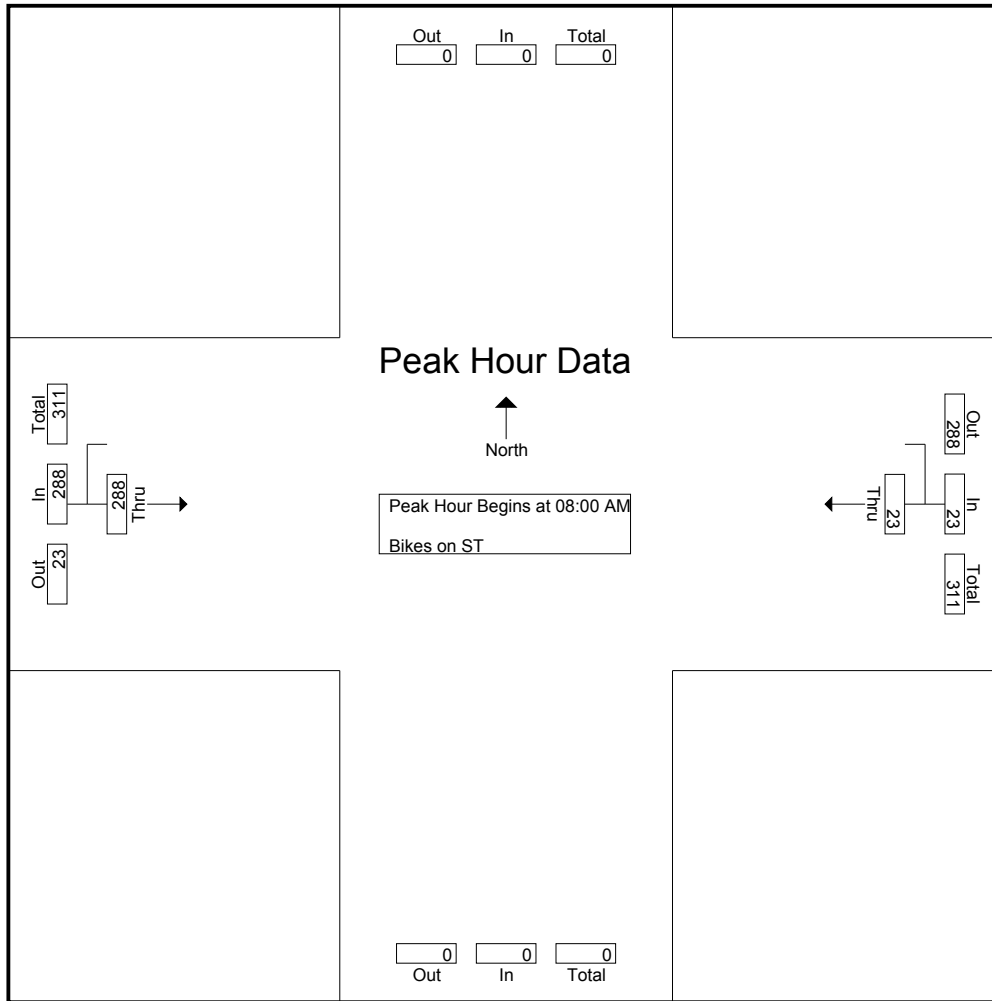
	From East	From West	
Start Time	Thru	Thru	Int. Total
07:30 AM	1	26	27
07:45 AM	2	42	44
Total	3	68	71
08:00 AM	7	52	59
08:15 AM	3	67	70
08:30 AM	9	75	84
08:45 AM	4	94	98
Total	23	288	311
09:00 AM	4	51	55
09:15 AM	1	51	52
Grand Total	31	458	489
Apprch %	100	100	
Total %	6.3	93.7	

	From North	From East	From South	From West			
Start Time	App. Total	Thru	App. Total	App. Total	Thru	App. Total	Int. Total
Peak Hour Analysis From 07:30 AM to 09:15 AM - Peak 1 of 1							
Peak Hour for Entire Intersection Begins at 08:00 AM							
08:00 AM	0	7	7	0	52	52	59
08:15 AM	0	3	3	0	67	67	70
08:30 AM	0	9	9	0	75	75	84
08:45 AM	0	4	4	0	94	94	98
Total Volume	0	23	23	0	288	288	311
% App. Total		100			100		
PHF	.000	.639	.639	.000	.766	.766	.793

Accurate Counts
978-664-2565

N/S Street : Bicycle Counts at ATR
E/W Street: on Broadway
City/State : Cambridge, MA
Weather : Clear

File Name : LG038005
Site Code : LG038005
Start Date : 5/15/2013
Page No : 2



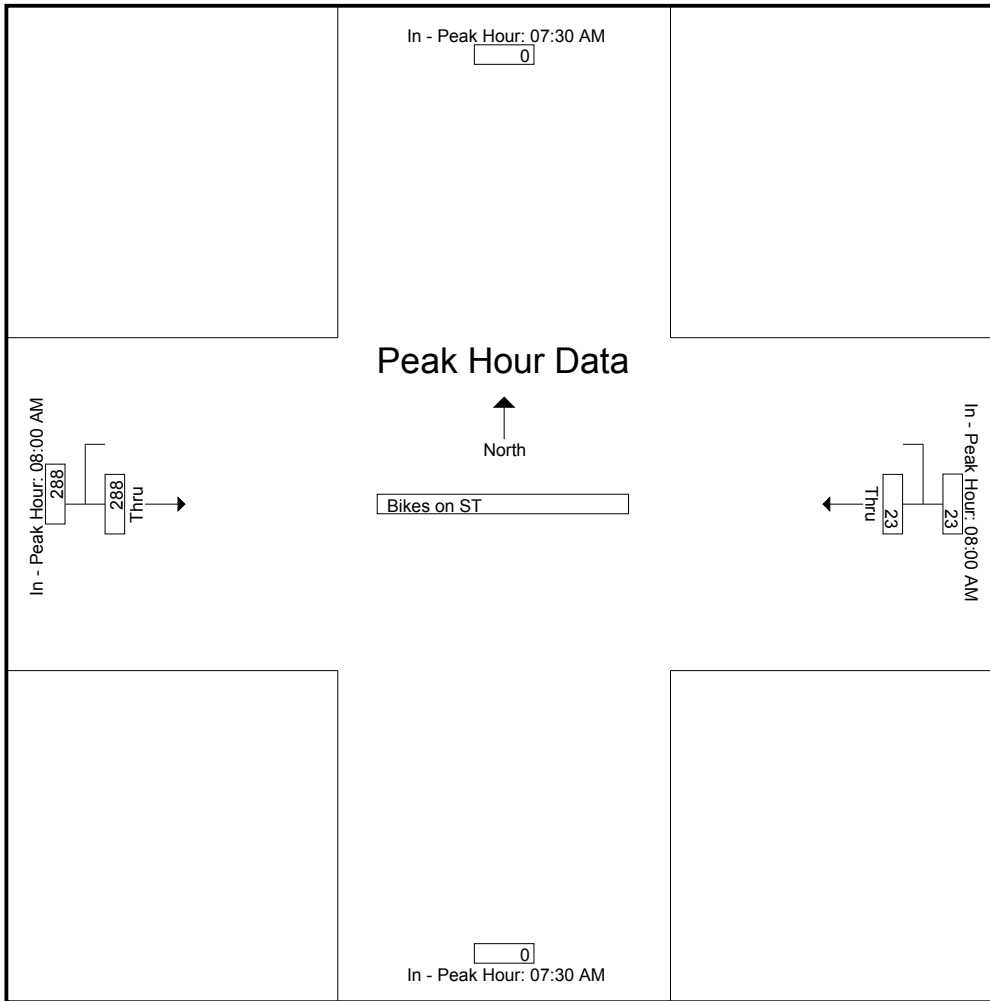
Peak Hour Analysis From 07:30 AM to 09:15 AM - Peak 1 of 1
Peak Hour for Each Approach Begins at:

	07:30 AM		08:00 AM		07:30 AM		08:00 AM	
+0 mins.	0	7	7	0	52	52	0	52
+15 mins.	0	3	3	0	67	67	0	67
+30 mins.	0	9	9	0	75	75	0	75
+45 mins.	0	4	4	0	94	94	0	94
Total Volume	0	23	23	0	288	288	0	288
% App. Total		100			100			100
PHF	.000	.639	.639	.000	.766	.766	.000	.766

Accurate Counts
978-664-2565

N/S Street : Bicycle Counts at ATR
E/W Street: on Broadway
City/State : Cambridge, MA
Weather : Clear

File Name : LG038005
Site Code : LG038005
Start Date : 5/15/2013
Page No : 3



Accurate Counts
978-664-2565

N/S Street : Bicycle Counts at ATR
E/W Street: on Broadway
City/State : Cambridge, MA
Weather : Clear

File Name : LG038005
Site Code : LG038005
Start Date : 5/15/2013
Page No : 1

Groups Printed- Bikes on SW

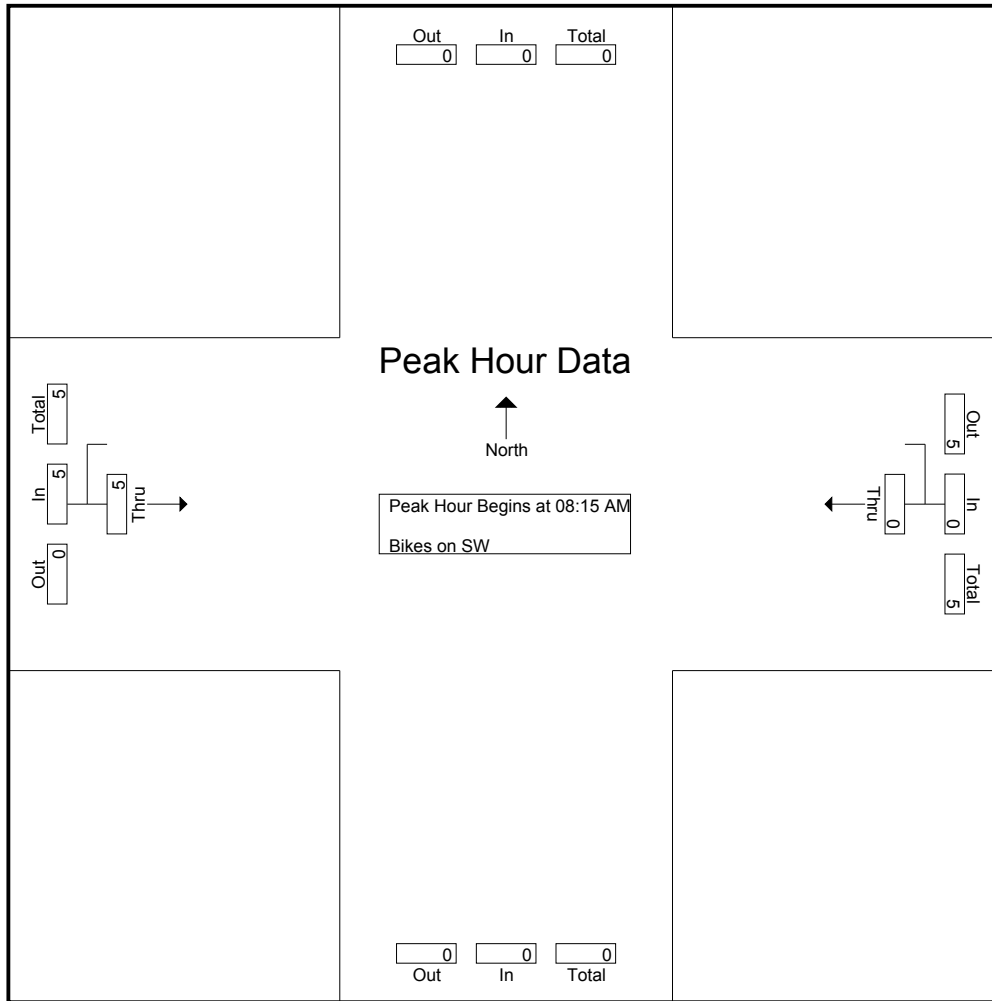
	From East	From West	
Start Time	Thru	Thru	Int. Total
07:30 AM	0	0	0
07:45 AM	0	0	0
Total	0	0	0
08:00 AM	0	0	0
08:15 AM	0	0	0
08:30 AM	0	1	1
08:45 AM	0	2	2
Total	0	3	3
09:00 AM	0	2	2
09:15 AM	0	0	0
Grand Total	0	5	5
Apprch %	0	100	
Total %	0	100	

	From North	From East	From South	From West			
Start Time	App. Total	Thru	App. Total	App. Total	Thru	App. Total	Int. Total
Peak Hour Analysis From 07:30 AM to 09:15 AM - Peak 1 of 1							
Peak Hour for Entire Intersection Begins at 08:15 AM							
08:15 AM	0	0	0	0	0	0	0
08:30 AM	0	0	0	0	1	1	1
08:45 AM	0	0	0	0	2	2	2
09:00 AM	0	0	0	0	2	2	2
Total Volume	0	0	0	0	5	5	5
% App. Total		0			100		
PHF	.000	.000	.000	.000	.625	.625	.625

Accurate Counts
978-664-2565

N/S Street : Bicycle Counts at ATR
E/W Street: on Broadway
City/State : Cambridge, MA
Weather : Clear

File Name : LG038005
Site Code : LG038005
Start Date : 5/15/2013
Page No : 2



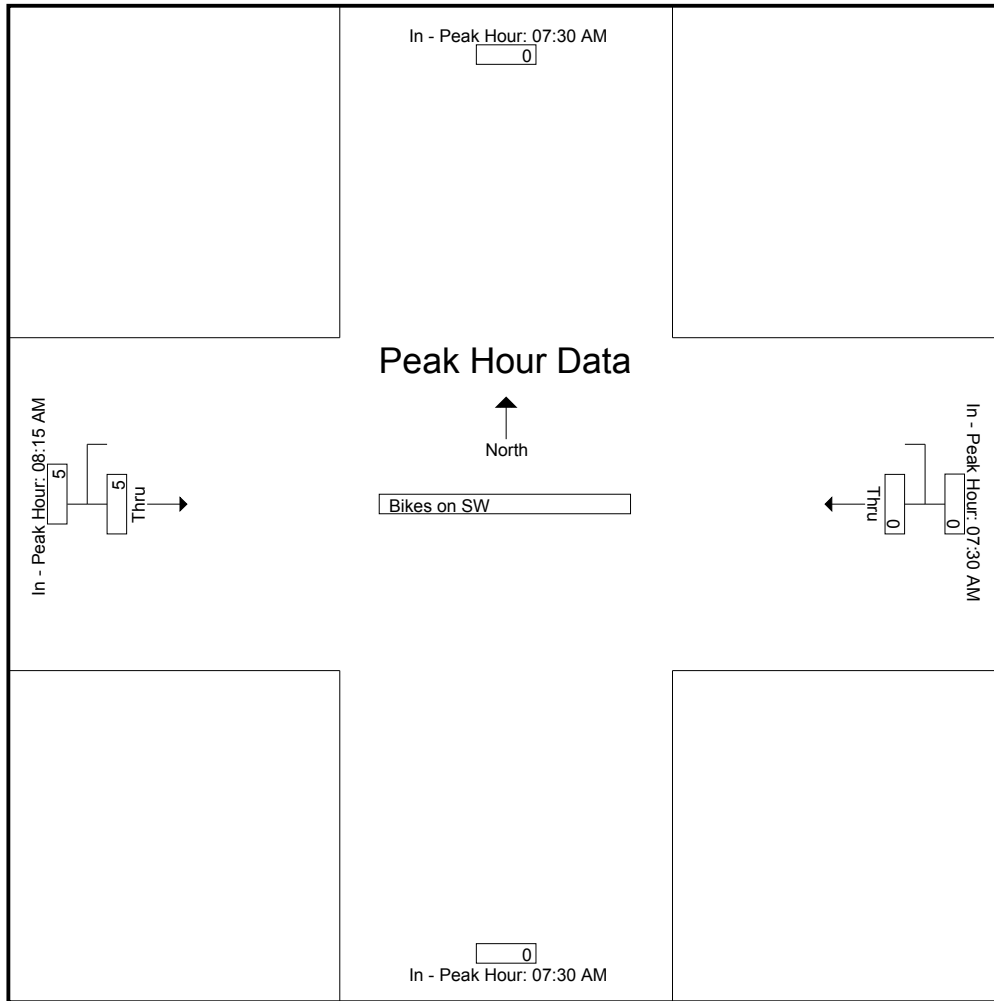
Peak Hour Analysis From 07:30 AM to 09:15 AM - Peak 1 of 1
Peak Hour for Each Approach Begins at:

	07:30 AM	07:30 AM	07:30 AM	07:30 AM	08:15 AM	08:15 AM
+0 mins.	0	0	0	0	0	0
+15 mins.	0	0	0	0	1	1
+30 mins.	0	0	0	0	2	2
+45 mins.	0	0	0	0	2	2
Total Volume	0	0	0	0	5	5
% App. Total					100	
PHF	.000	.000	.000	.000	.625	.625

Accurate Counts
978-664-2565

N/S Street : Bicycle Counts at ATR
E/W Street: on Broadway
City/State : Cambridge, MA
Weather : Clear

File Name : LG038005
Site Code : LG038005
Start Date : 5/15/2013
Page No : 3



Accurate Counts
978-664-2565

N/S Street : Bicycle Counts at ATR
E/W Street: on Broadway
City/State : Cambridge, MA
Weather : Clear

File Name : LG038005
Site Code : LG038005
Start Date : 5/15/2013
Page No : 1

Groups Printed- Bikes on ST - Bikes on SW


	From East		From West		
Start Time	Thru		Thru		Int. Total
05:00 PM	34		5		39
05:15 PM	58		6		64
05:30 PM	43		8		51
05:45 PM	46		3		49
Total	181		22		203
06:00 PM	52		4		56
06:15 PM	61		3		64
06:30 PM	32		2		34
06:45 PM	33		4		37
Total	178		13		191
07:00 PM	29		7		36
07:15 PM	24		4		28
Grand Total	412		46		458
Apprch %	100		100		
Total %	90		10		
Bikes on ST	410		45		455
% Bikes on ST	99.5		97.8		99.3
Bikes on SW	2		1		3
% Bikes on SW	0.5		2.2		0.7

Start Time	From North	From East		From South	From West		Int. Total
	App. Total	Thru	App. Total	App. Total	Thru	App. Total	
Peak Hour Analysis From 05:00 PM to 07:15 PM - Peak 1 of 1							
Peak Hour for Entire Intersection Begins at 05:15 PM							
05:15 PM	0	58	58	0	6	6	64
05:30 PM	0	43	43	0	8	8	51
05:45 PM	0	46	46	0	3	3	49
06:00 PM	0	52	52	0	4	4	56
Total Volume	0	199	199	0	21	21	220
% App. Total		100			100		
PHF	.000	.858	.858	.000	.656	.656	.859
Bikes on ST	0	197	197	0	20	20	217
% Bikes on ST	0	99.0	99.0	0	95.2	95.2	98.6
Bikes on SW	0	2	2	0	1	1	3
% Bikes on SW	0	1.0	1.0	0	4.8	4.8	1.4

Accurate Counts
978-664-2565

N/S Street : Bicycle Counts at ATR
E/W Street: on Broadway
City/State : Cambridge, MA
Weather : Clear

File Name : LG038005
Site Code : LG038005
Start Date : 5/15/2013
Page No : 2



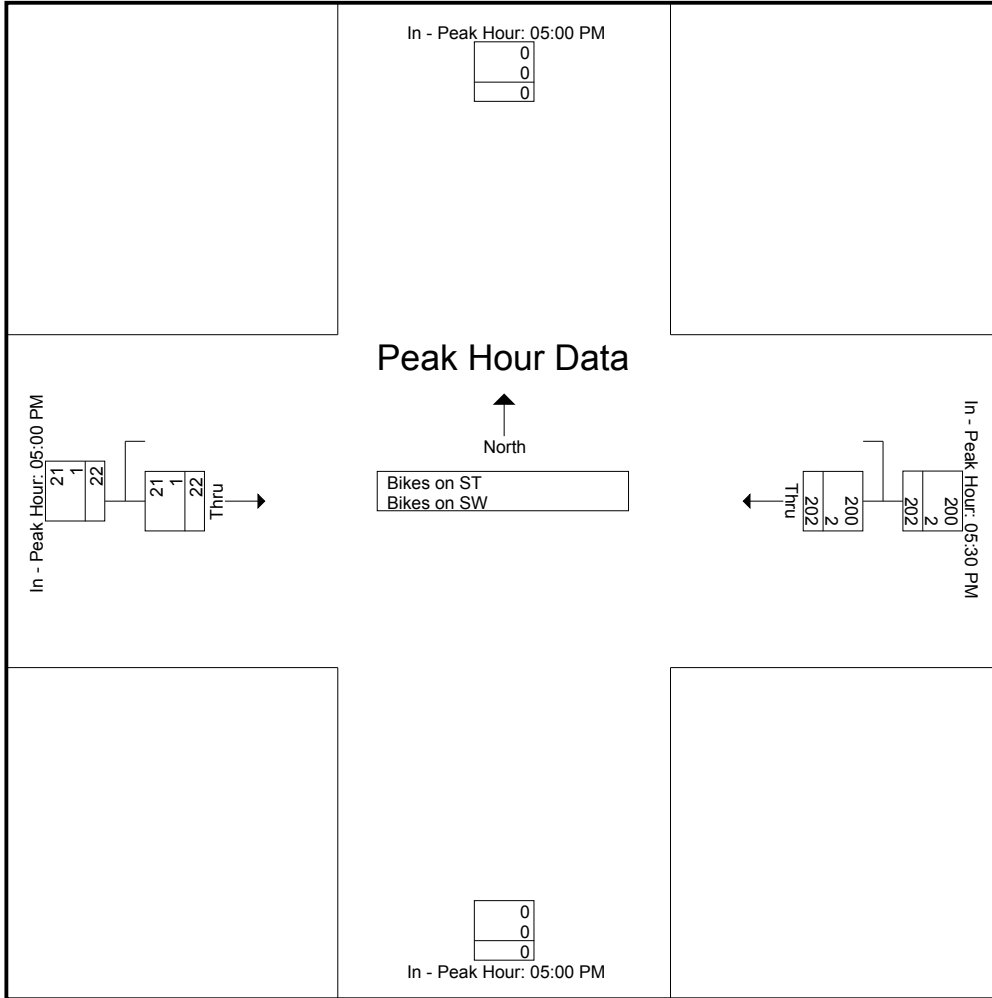
Peak Hour Analysis From 05:00 PM to 07:15 PM - Peak 1 of 1
Peak Hour for Each Approach Begins at:

	05:00 PM	05:30 PM	05:00 PM	05:00 PM
+0 mins.	0	43	43	5
+15 mins.	0	46	46	6
+30 mins.	0	52	52	8
+45 mins.	0	61	61	3
Total Volume	0	202	202	22
% App. Total		100		100
PHF	.000	.828	.828	.688
Bikes on ST	0	200	200	21
% Bikes on ST	0	99	99	95.5
Bikes on SW	0	2	2	1
% Bikes on SW	0	1	1	4.5

Accurate Counts
978-664-2565

File Name : LG038005
Site Code : LG038005
Start Date : 5/15/2013
Page No : 3

N/S Street : Bicycle Counts at ATR
E/W Street: on Broadway
City/State : Cambridge, MA
Weather : Clear



Accurate Counts
978-664-2565

N/S Street : Bicycle Counts at ATR
E/W Street: on Broadway
City/State : Cambridge, MA
Weather : Clear

File Name : LG038005
Site Code : LG038005
Start Date : 5/15/2013
Page No : 1

Groups Printed- Bikes on ST

Start Time	From East		From West		Int. Total
	Thru	App. Total	Thru	App. Total	
05:00 PM	34		5		39
05:15 PM	58		5		63
05:30 PM	42		8		50
05:45 PM	46		3		49
Total	180		21		201
06:00 PM	51		4		55
06:15 PM	61		3		64
06:30 PM	32		2		34
06:45 PM	33		4		37
Total	177		13		190
07:00 PM	29		7		36
07:15 PM	24		4		28
Grand Total	410		45		455
Apprch %	100		100		
Total %	90.1		9.9		

Start Time	From North	From East		From South	From West		Int. Total
	App. Total	Thru	App. Total	App. Total	Thru	App. Total	
05:30 PM	0	42	42	0	8	8	50
05:45 PM	0	46	46	0	3	3	49
06:00 PM	0	51	51	0	4	4	55
06:15 PM	0	61	61	0	3	3	64
Total Volume	0	200	200	0	18	18	218
% App. Total		100			100		
PHF	.000	.820	.820	.000	.563	.563	.852

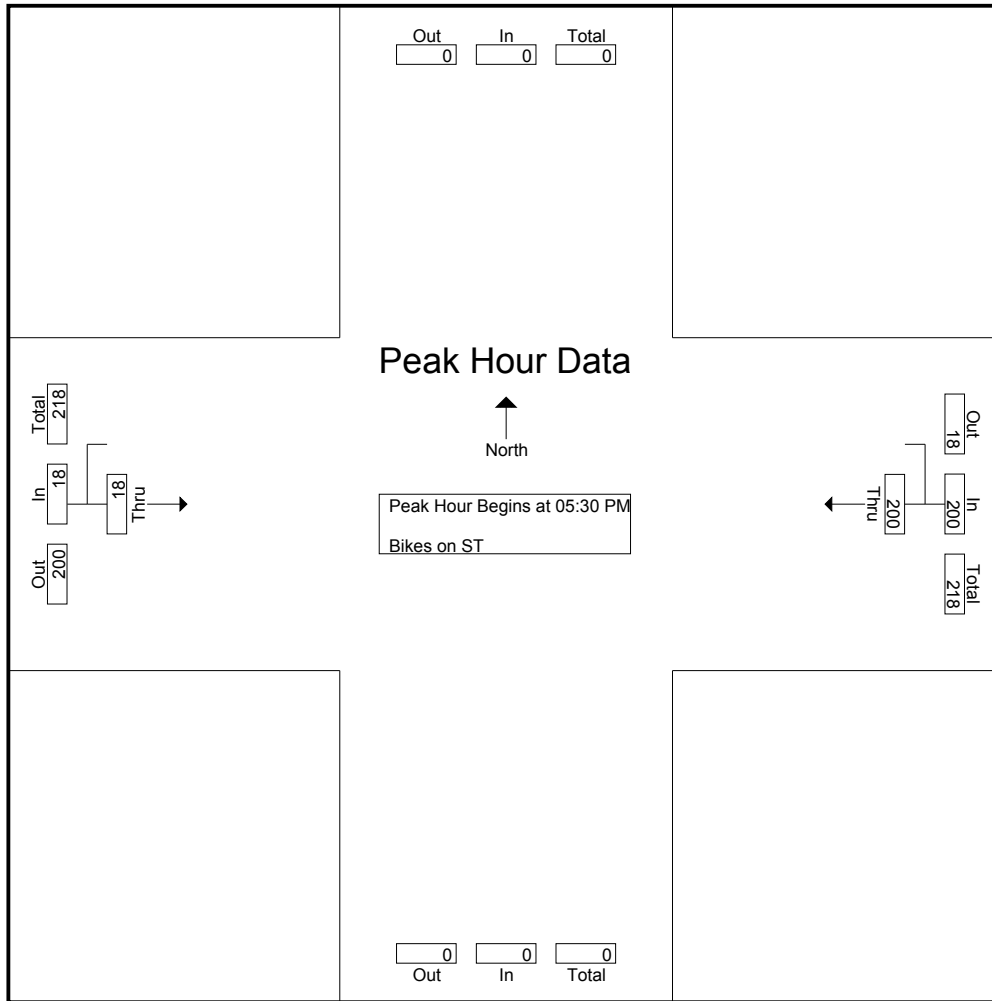
Peak Hour Analysis From 05:00 PM to 07:15 PM - Peak 1 of 1

Peak Hour for Entire Intersection Begins at 05:30 PM

Accurate Counts
978-664-2565

N/S Street : Bicycle Counts at ATR
E/W Street: on Broadway
City/State : Cambridge, MA
Weather : Clear

File Name : LG038005
Site Code : LG038005
Start Date : 5/15/2013
Page No : 2



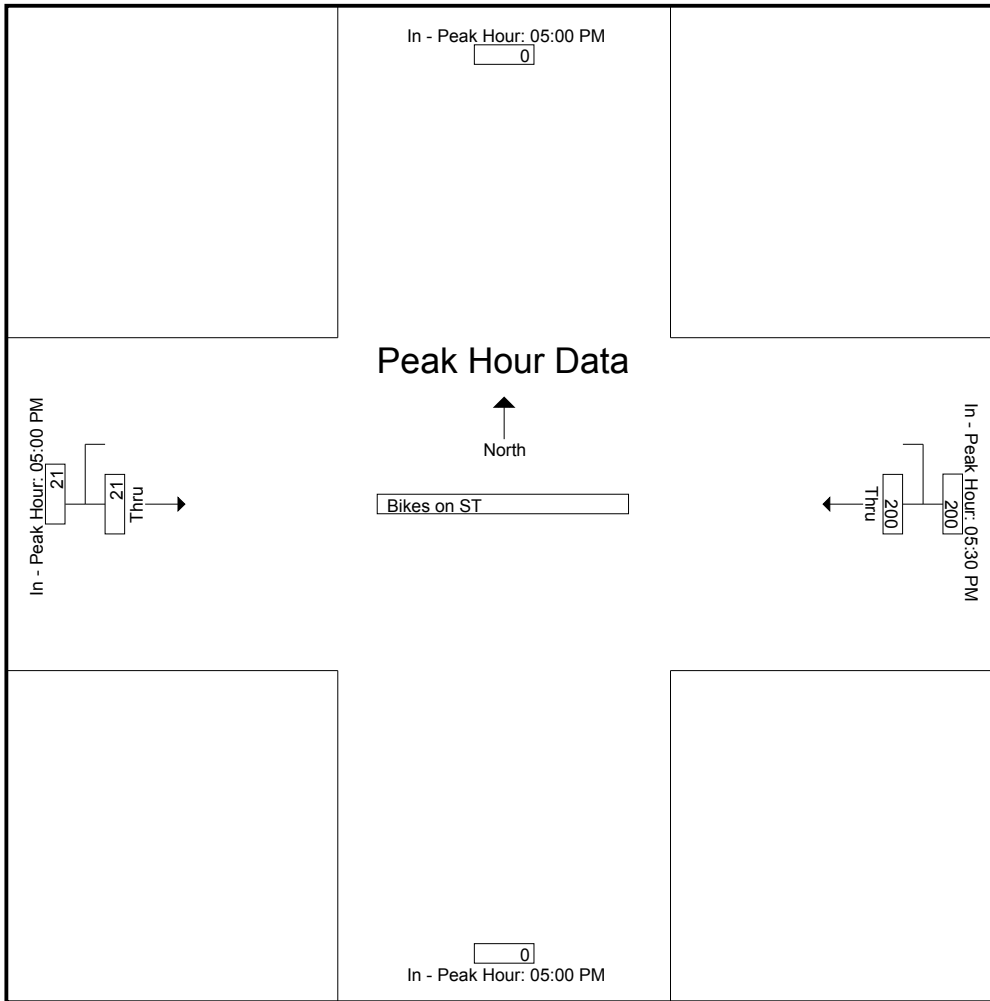
Peak Hour Analysis From 05:00 PM to 07:15 PM - Peak 1 of 1
Peak Hour for Each Approach Begins at:

	05:00 PM	05:30 PM	05:00 PM	05:00 PM	05:00 PM
+0 mins.	0	42	42	0	5
+15 mins.	0	46	46	0	5
+30 mins.	0	51	51	0	8
+45 mins.	0	61	61	0	3
Total Volume	0	200	200	0	21
% App. Total		100			100
PHF	.000	.820	.820	.000	.656

Accurate Counts
978-664-2565

N/S Street : Bicycle Counts at ATR
E/W Street: on Broadway
City/State : Cambridge, MA
Weather : Clear

File Name : LG038005
Site Code : LG038005
Start Date : 5/15/2013
Page No : 3



Accurate Counts
978-664-2565

N/S Street : Bicycle Counts at ATR
E/W Street: on Broadway
City/State : Cambridge, MA
Weather : Clear

File Name : LG038005
Site Code : LG038005
Start Date : 5/15/2013
Page No : 1

Groups Printed- Bikes on SW

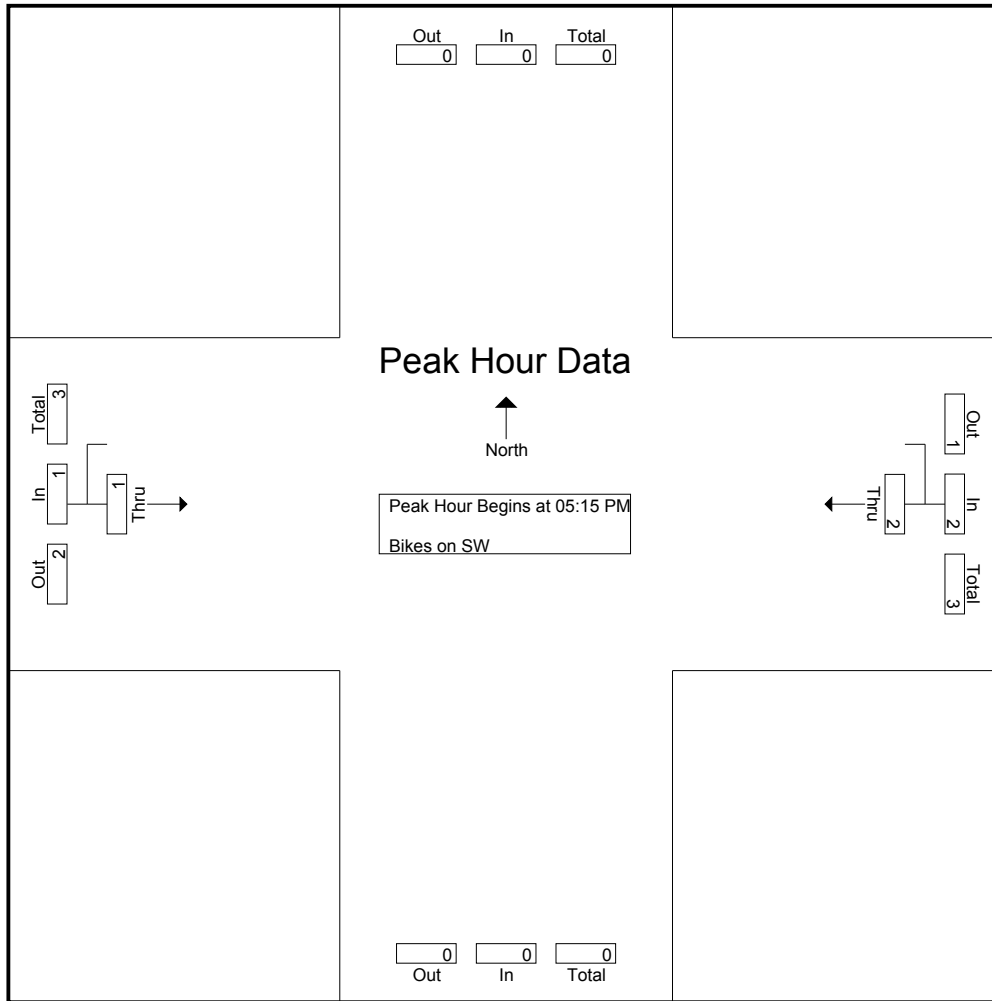
Start Time	From East		From West		Int. Total
	Thru		Thru		
05:00 PM	0		0		0
05:15 PM	0		1		1
05:30 PM	1		0		1
05:45 PM	0		0		0
Total	1		1		2
06:00 PM	1		0		1
06:15 PM	0		0		0
06:30 PM	0		0		0
06:45 PM	0		0		0
Total	1		0		1
07:00 PM	0		0		0
07:15 PM	0		0		0
Grand Total	2		1		3
Apprch %	100		100		
Total %	66.7		33.3		

Start Time	From North	From East		From South	From West		Int. Total
	App. Total	Thru	App. Total	App. Total	Thru	App. Total	
Peak Hour Analysis From 05:00 PM to 07:15 PM - Peak 1 of 1							
Peak Hour for Entire Intersection Begins at 05:15 PM							
05:15 PM	0	0	0	0	1	1	1
05:30 PM	0	1	1	0	0	0	1
05:45 PM	0	0	0	0	0	0	0
06:00 PM	0	1	1	0	0	0	1
Total Volume	0	2	2	0	1	1	3
% App. Total		100			100		
PHF	.000	.500	.500	.000	.250	.250	.750

Accurate Counts
978-664-2565

N/S Street : Bicycle Counts at ATR
E/W Street: on Broadway
City/State : Cambridge, MA
Weather : Clear

File Name : LG038005
Site Code : LG038005
Start Date : 5/15/2013
Page No : 2



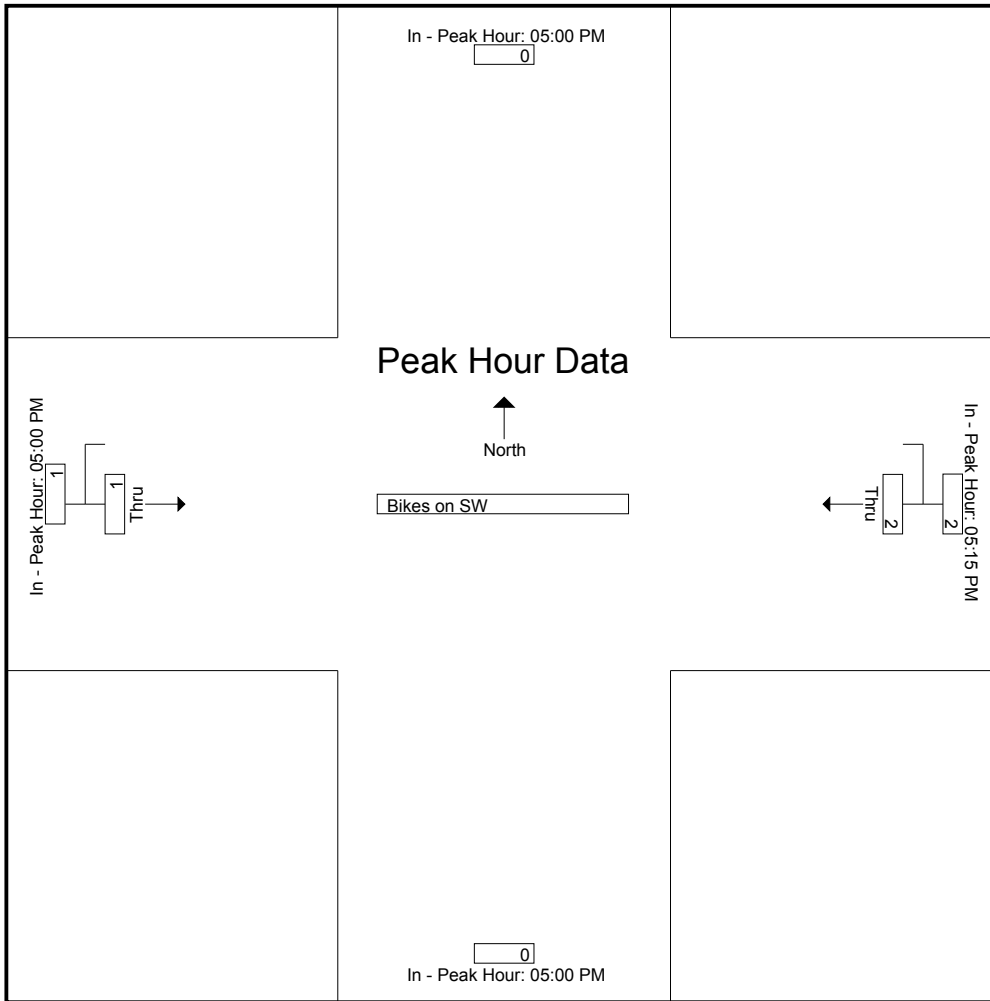
Peak Hour Analysis From 05:00 PM to 07:15 PM - Peak 1 of 1
Peak Hour for Each Approach Begins at:

	05:00 PM	05:15 PM	05:00 PM	05:00 PM
+0 mins.	0	0	0	0
+15 mins.	0	1	0	1
+30 mins.	0	0	0	0
+45 mins.	0	1	1	0
Total Volume	0	2	0	1
% App. Total		100		100
PHF	.000	.500	.500	.250

Accurate Counts
978-664-2565

N/S Street : Bicycle Counts at ATR
E/W Street: on Broadway
City/State : Cambridge, MA
Weather : Clear

File Name : LG038005
Site Code : LG038005
Start Date : 5/15/2013
Page No : 3



Accurate Counts
978-664-2565

N/S Street : Land Boulevard
E/W Street: O'Brien Highway
City/State : Cambridge, MA
Weather : Clear

File Name : LG038006
Site Code : LG038006
Start Date : 5/15/2013
Page No : 1

Groups Printed- Cars - Trucks - Buses


Start Time	Land Blvd From North				O'Brien Hwy From East				Land Blvd From South				O'Brien Hwy From West				Int. Total
	Left	Thru	Right	U-TR	Left	Thru	Right	U-TR	Left	Thru	Right	U-TR	Left	Thru	Right	U-TR	
07:00 AM	101	188	19	0	35	113	33	0	17	68	45	0	15	232	91	0	957
07:15 AM	97	166	22	0	57	102	44	0	18	80	51	0	21	210	114	0	982
07:30 AM	113	182	32	0	49	96	44	0	25	80	47	1	21	219	115	3	1027
07:45 AM	99	164	36	0	47	126	44	0	20	81	57	0	27	217	115	2	1035
Total	410	700	109	0	188	437	165	0	80	309	200	1	84	878	435	5	4001
08:00 AM	99	187	29	0	51	136	70	0	26	86	51	0	22	266	104	0	1127
08:15 AM	86	169	29	0	55	141	54	0	25	113	57	1	39	257	111	0	1137
08:30 AM	87	169	41	0	63	127	61	0	16	74	68	2	33	241	129	1	1112
08:45 AM	74	159	31	0	58	113	53	0	22	81	48	4	37	232	144	0	1056
Total	346	684	130	0	227	517	238	0	89	354	224	7	131	996	488	1	4432
Grand Total	756	1384	239	0	415	954	403	0	169	663	424	8	215	1874	923	6	8433
Apprch %	31.8	58.2	10	0	23.4	53.8	22.7	0	13.4	52.5	33.5	0.6	7.1	62.1	30.6	0.2	
Total %	9	16.4	2.8	0	4.9	11.3	4.8	0	2	7.9	5	0.1	2.5	22.2	10.9	0.1	
Cars	748	1338	236	0	394	928	391	0	162	636	383	8	202	1838	914	6	8184
% Cars	98.9	96.7	98.7	0	94.9	97.3	97	0	95.9	95.9	90.3	100	94	98.1	99	100	97
Trucks	7	44	3	0	21	25	11	0	7	27	41	0	13	34	9	0	242
% Trucks	0.9	3.2	1.3	0	5.1	2.6	2.7	0	4.1	4.1	9.7	0	6	1.8	1	0	2.9
Buses	1	2	0	0	0	1	1	0	0	0	0	0	0	2	0	0	7
% Buses	0.1	0.1	0	0	0	0.1	0.2	0	0	0	0	0	0	0.1	0	0	0.1

Start Time	Land Blvd From North					O'Brien Hwy From East					Land Blvd From South					O'Brien Hwy From West					Int. Total	
	Left	Thru	Right	U-TR	App. Total	Left	Thru	Right	U-TR	App. Total	Left	Thru	Right	U-TR	App. Total	Left	Thru	Right	U-TR	App. Total		
Peak Hour Analysis From 07:00 AM to 08:45 AM - Peak 1 of 1																						
Peak Hour for Entire Intersection Begins at 08:00 AM																						
08:00 AM	99	187	29	0	315	51	136	70	0	257	26	86	51	0	163	22	266	104	0	392	1127	
08:15 AM	86	169	29	0	284	55	141	54	0	250	25	113	57	1	196	39	257	111	0	407	1137	
08:30 AM	87	169	41	0	297	63	127	61	0	251	16	74	68	2	160	33	241	129	1	404	1112	
08:45 AM	74	159	31	0	264	58	113	53	0	224	22	81	48	4	155	37	232	144	0	413	1056	
Total Volume	346	684	130	0	1160	227	517	238	0	982	89	354	224	7	674	131	996	488	1	1616	4432	
% App. Total	29.8	59	11.2	0		23.1	52.6	24.2	0		13.2	52.5	33.2	1		8.1	61.6	30.2	0.1			
PHF	.874	.914	.793	.000	.921	.901	.917	.850	.000	.955	.856	.783	.824	.438	.860	.840	.936	.847	.250	.978	.974	
Cars	342	659	127	0	1128	215	508	231	0	954	85	341	199	7	632	126	982	482	1	1591	4305	
% Cars	98.8	96.3	97.7	0	97.2	94.7	98.3	97.1	0	97.1	95.5	96.3	88.8	100	93.8	96.2	98.6	98.8	100	98.5	97.1	
Trucks	4	23	3	0	30	12	8	6	0	26	4	13	25	0	42	5	12	6	0	23	121	
% Trucks	1.2	3.4	2.3	0	2.6	5.3	1.5	2.5	0	2.6	4.5	3.7	11.2	0	6.2	3.8	1.2	1.2	0	1.4	2.7	
Buses	0	2	0	0	2	0	1	1	0	2	0	0	0	0	0	0	2	0	0	2	6	
% Buses	0	0.3	0	0	0.2	0	0.2	0.4	0	0.2	0	0	0	0	0	0	0.2	0	0	0.1	0.1	

Accurate Counts
978-664-2565

File Name : LG038006
Site Code : LG038006
Start Date : 5/15/2013
Page No : 2

N/S Street : Land Boulevard
E/W Street: O'Brien Highway
City/State : Cambridge, MA
Weather : Clear



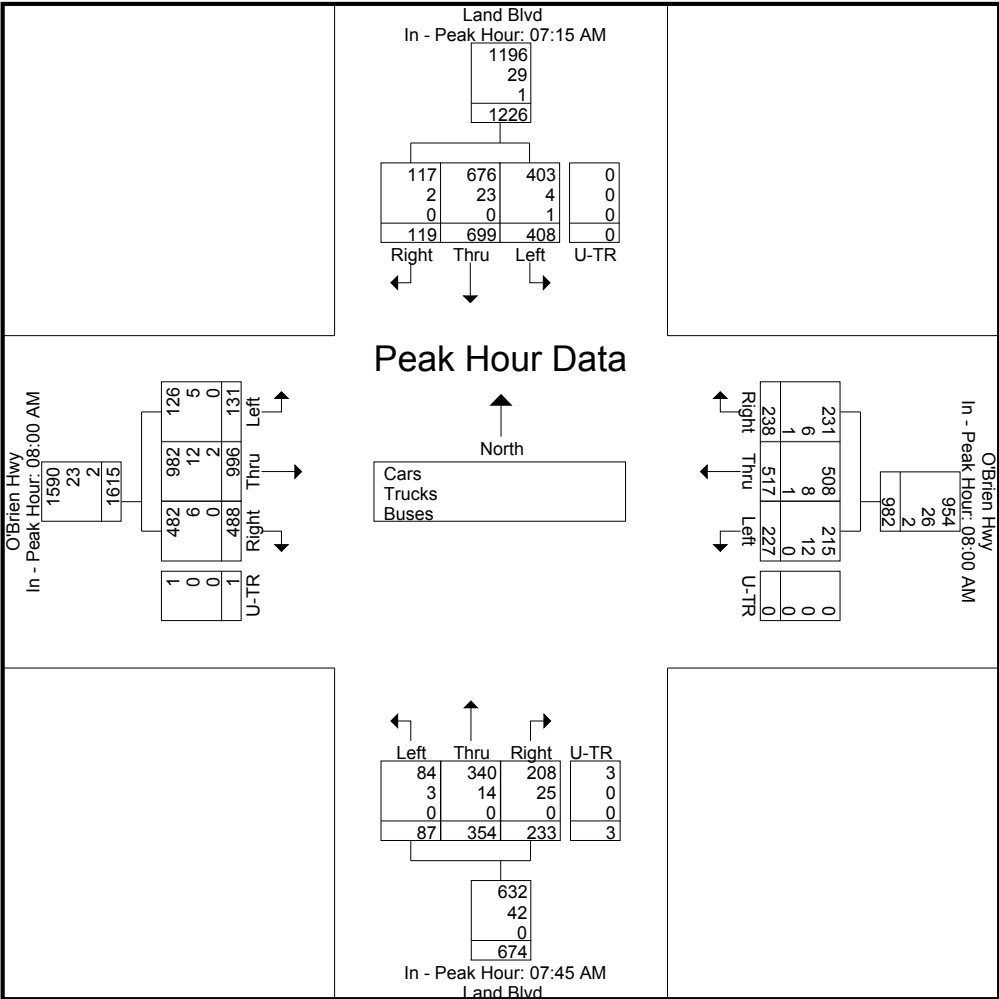
Peak Hour Analysis From 07:00 AM to 08:45 AM - Peak 1 of 1

Peak Hour for Each Approach Begins at:

	07:15 AM					08:00 AM					07:45 AM					08:00 AM				
+0 mins.	97	166	22	0	285	51	136	70	0	257	20	81	57	0	158	22	266	104	0	392
+15 mins.	113	182	32	0	327	55	141	54	0	250	26	86	51	0	163	39	257	111	0	407
+30 mins.	99	164	36	0	299	63	127	61	0	251	25	113	57	1	196	33	241	129	1	404
+45 mins.	99	187	29	0	315	58	113	53	0	224	16	74	68	2	160	37	232	144	0	413
Total Volume	408	699	119	0	1226	227	517	238	0	982	87	354	233	3	677	131	996	488	1	1616
% App. Total	33.3	57	9.7	0		23.1	52.6	24.2	0		12.9	52.3	34.4	0.4		8.1	61.6	30.2	0.1	
PHF	.903	.934	.826	.000	.937	.901	.917	.850	.000	.955	.837	.783	.857	.375	.864	.840	.936	.847	.250	.978
Cars	403	676	117	0	1196	215	508	231	0	954	84	340	208	3	635	126	982	482	1	1591
% Cars	98.8	96.7	98.3	0	97.6	94.7	98.3	97.1	0	97.1	96.6	96	89.3	100	93.8	96.2	98.6	98.8	100	98.5
Trucks	4	23	2	0	29	12	8	6	0	26	3	14	25	0	42	5	12	6	0	23

Accurate Counts
978-664-2565

Buses	1	0	0	0	1	0	1	1	0	2	0	0	0	0	0	0	2	0	0	2
% Buses	0.2	0	0	0	0.1	0	0.2	0.4	0	0.2	0	0	0	0	0	0	0.2	0	0	0.1



Accurate Counts
978-664-2565

N/S Street : Land Boulevard
E/W Street: O'Brien Highway
City/State : Cambridge, MA
Weather : Clear

File Name : LG038006
Site Code : LG038006
Start Date : 5/15/2013
Page No : 1

Groups Printed- Cars

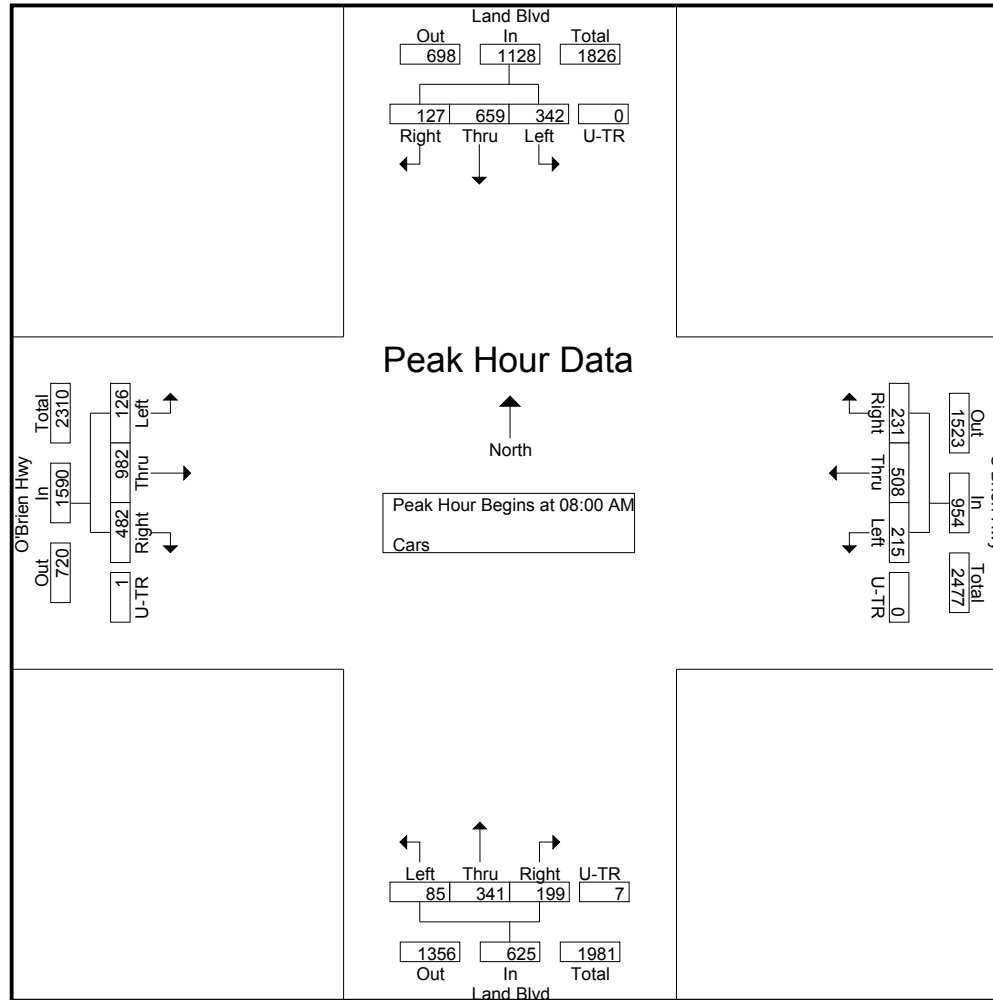
Start Time	Land Blvd From North				O'Brien Hwy From East				Land Blvd From South				O'Brien Hwy From West				Int. Total
	Left	Thru	Right	U-TR	Left	Thru	Right	U-TR	Left	Thru	Right	U-TR	Left	Thru	Right	U-TR	
07:00 AM	101	184	19	0	34	111	32	0	16	64	39	0	14	227	91	0	932
07:15 AM	96	161	22	0	56	97	44	0	18	78	48	0	19	206	113	0	958
07:30 AM	112	176	32	0	46	91	43	0	24	75	43	1	19	211	114	3	990
07:45 AM	97	158	36	0	43	121	41	0	19	78	54	0	24	212	114	2	999
Total	406	679	109	0	179	420	160	0	77	295	184	1	76	856	432	5	3879
08:00 AM	98	181	27	0	47	133	70	0	25	86	41	0	21	264	104	0	1097
08:15 AM	86	166	29	0	53	139	51	0	24	105	51	1	38	251	110	0	1104
08:30 AM	87	161	40	0	60	125	57	0	16	71	62	2	31	236	128	1	1077
08:45 AM	71	151	31	0	55	111	53	0	20	79	45	4	36	231	140	0	1027
Total	342	659	127	0	215	508	231	0	85	341	199	7	126	982	482	1	4305
Grand Total	748	1338	236	0	394	928	391	0	162	636	383	8	202	1838	914	6	8184
Apprch %	32.2	57.6	10.2	0	23	54.2	22.8	0	13.6	53.5	32.2	0.7	6.8	62.1	30.9	0.2	
Total %	9.1	16.3	2.9	0	4.8	11.3	4.8	0	2	7.8	4.7	0.1	2.5	22.5	11.2	0.1	

Start Time	Land Blvd From North					O'Brien Hwy From East					Land Blvd From South					O'Brien Hwy From West					Int. Total
	Left	Thru	Right	U-TR	App. Total	Left	Thru	Right	U-TR	App. Total	Left	Thru	Right	U-TR	App. Total	Left	Thru	Right	U-TR	App. Total	
Peak Hour Analysis From 07:00 AM to 08:45 AM - Peak 1 of 1																					
Peak Hour for Entire Intersection Begins at 08:00 AM																					
08:00 AM	98	181	27	0	306	47	133	70	0	250	25	86	41	0	152	21	264	104	0	389	1097
08:15 AM	86	166	29	0	281	53	139	51	0	243	24	105	51	1	181	38	251	110	0	399	1104
08:30 AM	87	161	40	0	288	60	125	57	0	242	16	71	62	2	151	31	236	128	1	396	1077
08:45 AM	71	151	31	0	253	55	111	53	0	219	20	79	45	4	148	36	231	140	0	407	1027
Total Volume	342	659	127	0	1128	215	508	231	0	954	85	341	199	7	632	126	982	482	1	1591	4305
% App. Total	30.3	58.4	11.3	0		22.5	53.2	24.2	0		13.4	54	31.5	1.1		7.9	61.7	30.3	0.1		
PHF	.872	.910	.794	.000	.922	.896	.914	.825	.000	.954	.850	.812	.802	.438	.873	.829	.930	.861	.250	.977	.975

Accurate Counts
978-664-2565

File Name : LG038006
Site Code : LG038006
Start Date : 5/15/2013
Page No : 2

N/S Street : Land Boulevard
E/W Street: O'Brien Highway
City/State : Cambridge, MA
Weather : Clear



Peak Hour Analysis From 07:00 AM to 08:45 AM - Peak 1 of 1

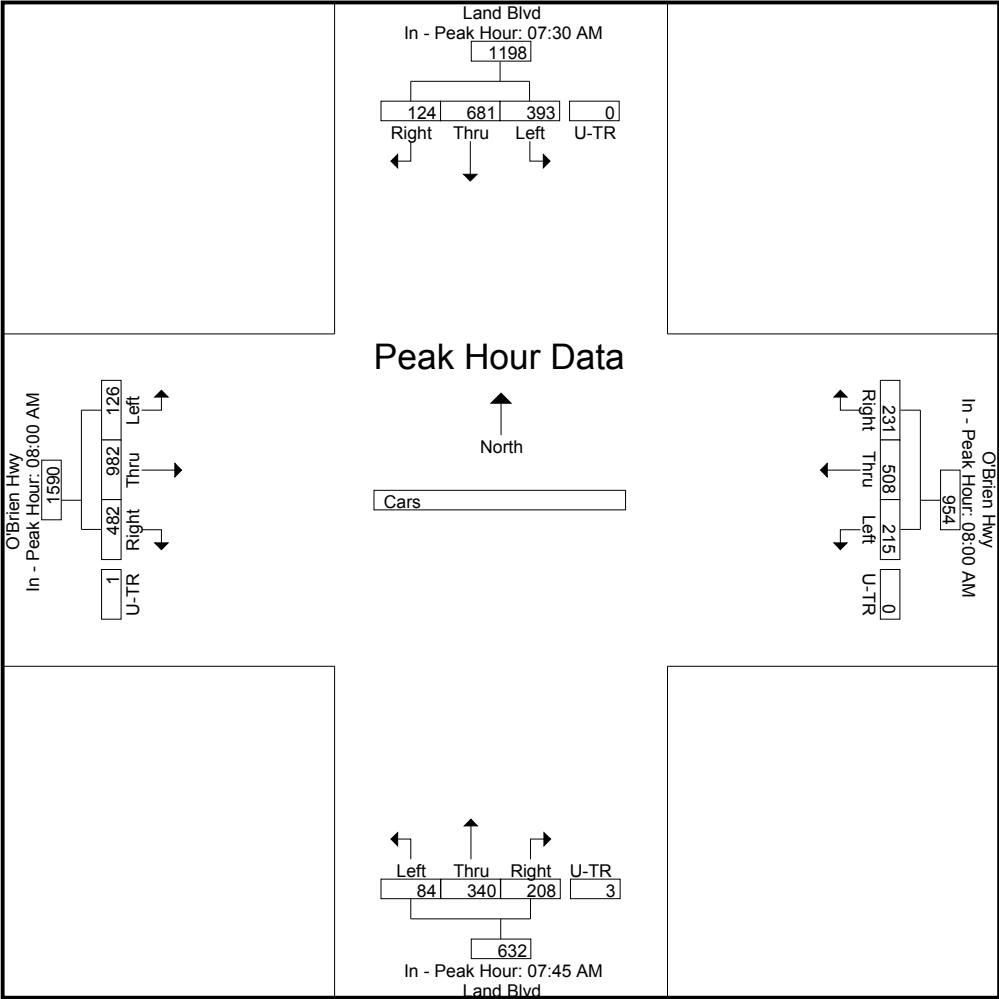
Peak Hour for Each Approach Begins at:

	07:30 AM					08:00 AM					07:45 AM					08:00 AM				
+0 mins.	112	176	32	0	320	47	133	70	0	250	19	78	54	0	151	21	264	104	0	389
+15 mins.	97	158	36	0	291	53	139	51	0	243	25	86	41	0	152	38	251	110	0	399
+30 mins.	98	181	27	0	306	60	125	57	0	242	24	105	51	1	181	31	236	128	1	396
+45 mins.	86	166	29	0	281	55	111	53	0	219	16	71	62	2	151	36	231	140	0	407
Total Volume	393	681	124	0	1198	215	508	231	0	954	84	340	208	3	635	126	982	482	1	1591
% App. Total	32.8	56.8	10.4	0		22.5	53.2	24.2	0		13.2	53.5	32.8	0.5		7.9	61.7	30.3	0.1	
PHF	.877	.941	.861	.000	.936	.896	.914	.825	.000	.954	.840	.810	.839	.375	.877	.829	.930	.861	.250	.977

Accurate Counts
978-664-2565

N/S Street : Land Boulevard
 E/W Street: O'Brien Highway
 City/State : Cambridge, MA
 Weather : Clear

File Name : LG038006
 Site Code : LG038006
 Start Date : 5/15/2013
 Page No : 3



Accurate Counts
978-664-2565

N/S Street : Land Boulevard
E/W Street: O'Brien Highway
City/State : Cambridge, MA
Weather : Clear

File Name : LG038006
Site Code : LG038006
Start Date : 5/15/2013
Page No : 1

Groups Printed- Trucks

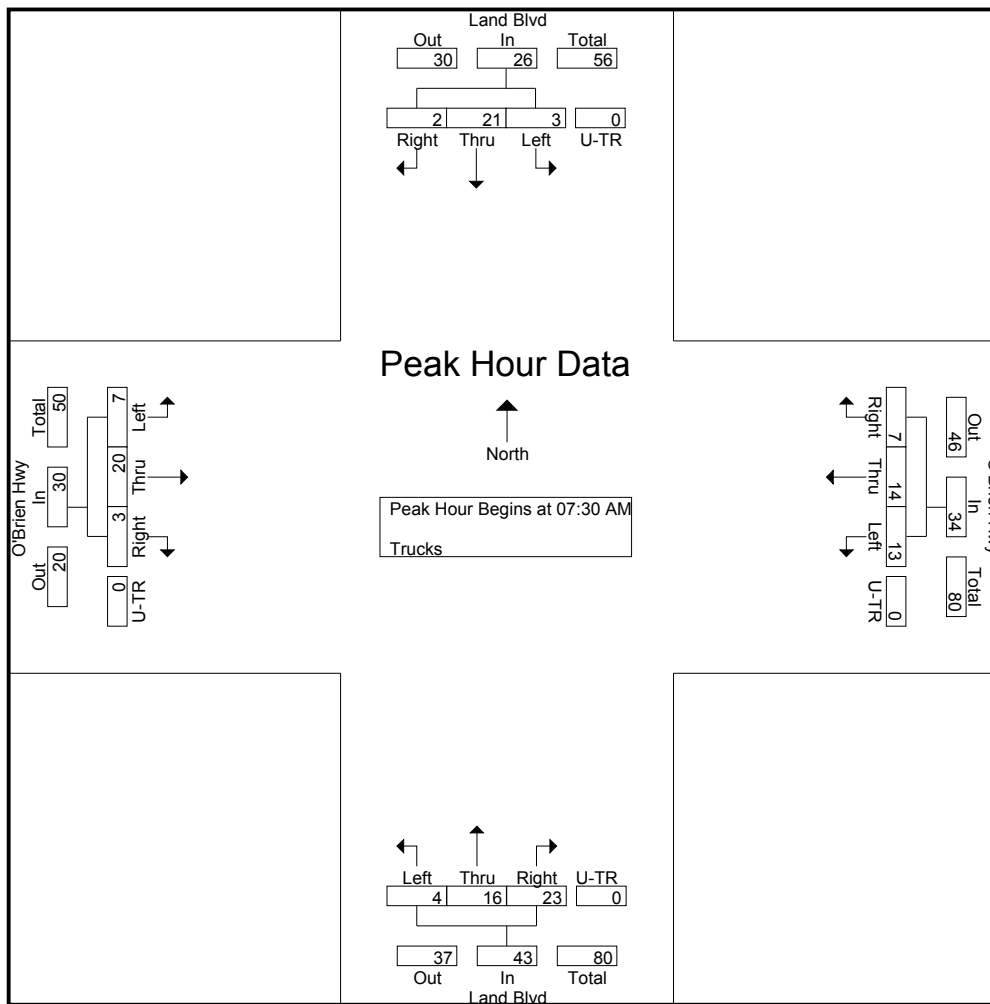
Start Time	Land Blvd From North				O'Brien Hwy From East				Land Blvd From South				O'Brien Hwy From West				Int. Total
	Left	Thru	Right	U-TR	Left	Thru	Right	U-TR	Left	Thru	Right	U-TR	Left	Thru	Right	U-TR	
07:00 AM	0	4	0	0	1	2	1	0	1	4	6	0	1	5	0	0	25
07:15 AM	1	5	0	0	1	5	0	0	0	2	3	0	2	4	1	0	24
07:30 AM	1	6	0	0	3	5	1	0	1	5	4	0	2	8	1	0	37
07:45 AM	1	6	0	0	4	5	3	0	1	3	3	0	3	5	1	0	35
Total	3	21	0	0	9	17	5	0	3	14	16	0	8	22	3	0	121
08:00 AM	1	6	2	0	4	2	0	0	1	0	10	0	1	2	0	0	29
08:15 AM	0	3	0	0	2	2	3	0	1	8	6	0	1	5	1	0	32
08:30 AM	0	8	1	0	3	2	3	0	0	3	6	0	2	4	1	0	33
08:45 AM	3	6	0	0	3	2	0	0	2	2	3	0	1	1	4	0	27
Total	4	23	3	0	12	8	6	0	4	13	25	0	5	12	6	0	121
Grand Total	7	44	3	0	21	25	11	0	7	27	41	0	13	34	9	0	242
Apprch %	13	81.5	5.6	0	36.8	43.9	19.3	0	9.3	36	54.7	0	23.2	60.7	16.1	0	
Total %	2.9	18.2	1.2	0	8.7	10.3	4.5	0	2.9	11.2	16.9	0	5.4	14	3.7	0	

Start Time	Land Blvd From North					O'Brien Hwy From East					Land Blvd From South					O'Brien Hwy From West					Int. Total
	Left	Thru	Right	U-TR	App. Total	Left	Thru	Right	U-TR	App. Total	Left	Thru	Right	U-TR	App. Total	Left	Thru	Right	U-TR	App. Total	
Peak Hour Analysis From 07:00 AM to 08:45 AM - Peak 1 of 1																					
Peak Hour for Entire Intersection Begins at 07:30 AM																					
07:30 AM	1	6	0	0	7	3	5	1	0	9	1	5	4	0	10	2	8	1	0	11	37
07:45 AM	1	6	0	0	7	4	5	3	0	12	1	3	3	0	7	3	5	1	0	9	35
08:00 AM	1	6	2	0	9	4	2	0	0	6	1	0	10	0	11	1	2	0	0	3	29
08:15 AM	0	3	0	0	3	2	2	3	0	7	1	8	6	0	15	1	5	1	0	7	32
Total Volume	3	21	2	0	26	13	14	7	0	34	4	16	23	0	43	7	20	3	0	30	133
% App. Total	11.5	80.8	7.7	0		38.2	41.2	20.6	0		9.3	37.2	53.5	0		23.3	66.7	10	0		
PHF	.750	.875	.250	.000	.722	.813	.700	.583	.000	.708	1.00	.500	.575	.000	.717	.583	.625	.750	.000	.682	.899

Accurate Counts
978-664-2565

File Name : LG038006
Site Code : LG038006
Start Date : 5/15/2013
Page No : 2

N/S Street : Land Boulevard
E/W Street: O'Brien Highway
City/State : Cambridge, MA
Weather : Clear



Peak Hour Analysis From 07:00 AM to 08:45 AM - Peak 1 of 1

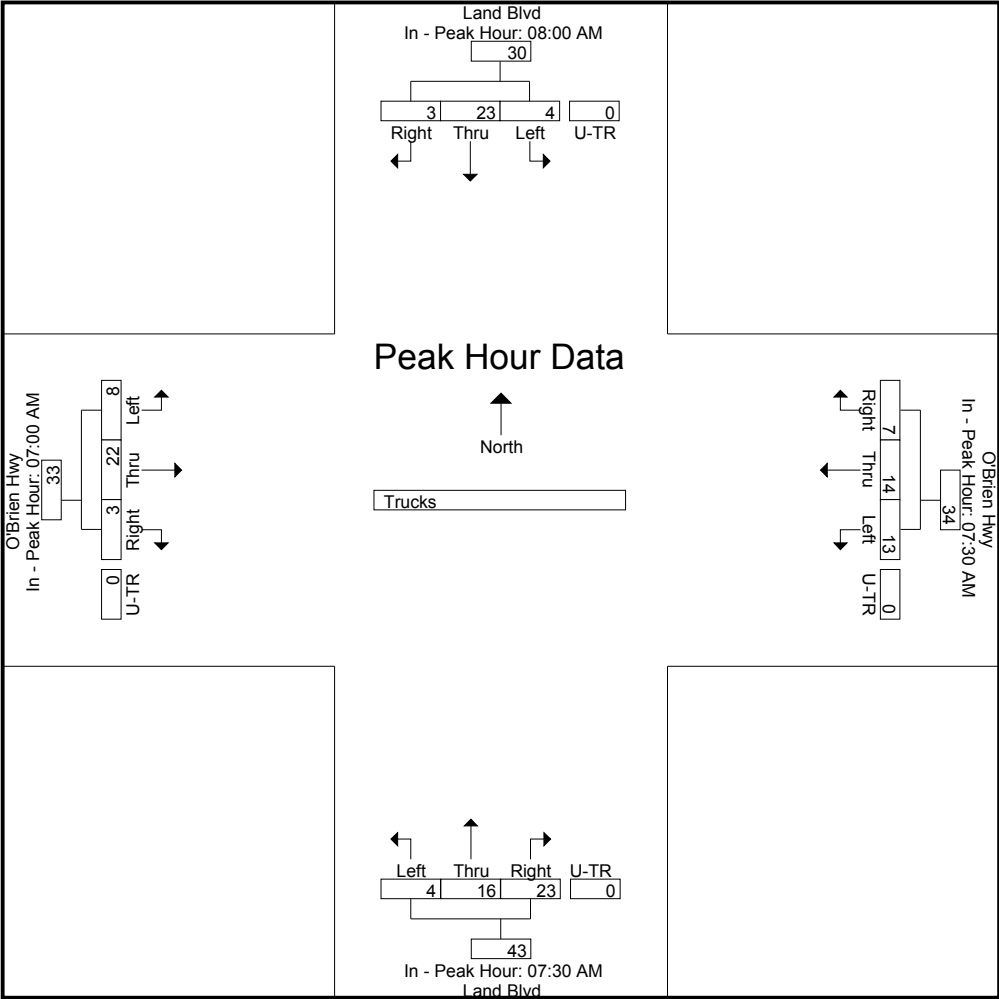
Peak Hour for Each Approach Begins at:

	08:00 AM					07:30 AM					07:00 AM									
+0 mins.	1	6	2	0	9	3	5	1	0	9	1	5	4	0	10	1	5	0	0	6
+15 mins.	0	3	0	0	3	4	5	3	0	12	1	3	3	0	7	2	4	1	0	7
+30 mins.	0	8	1	0	9	4	2	0	0	6	1	0	10	0	11	2	8	1	0	11
+45 mins.	3	6	0	0	9	2	2	3	0	7	1	8	6	0	15	3	5	1	0	9
Total Volume	4	23	3	0	30	13	14	7	0	34	4	16	23	0	43	8	22	3	0	33
% App. Total	13.3	76.7	10	0		38.2	41.2	20.6	0		9.3	37.2	53.5	0		24.2	66.7	9.1	0	
PHF	.333	.719	.375	.000	.833	.813	.700	.583	.000	.708	1.000	.500	.575	.000	.717	.667	.688	.750	.000	.750

Accurate Counts
978-664-2565

N/S Street : Land Boulevard
 E/W Street: O'Brien Highway
 City/State : Cambridge, MA
 Weather : Clear

File Name : LG038006
 Site Code : LG038006
 Start Date : 5/15/2013
 Page No : 3



Accurate Counts
978-664-2565

N/S Street : Land Boulevard
E/W Street: O'Brien Highway
City/State : Cambridge, MA
Weather : Clear

File Name : LG038006
Site Code : LG038006
Start Date : 5/15/2013
Page No : 1

Groups Printed- Buses

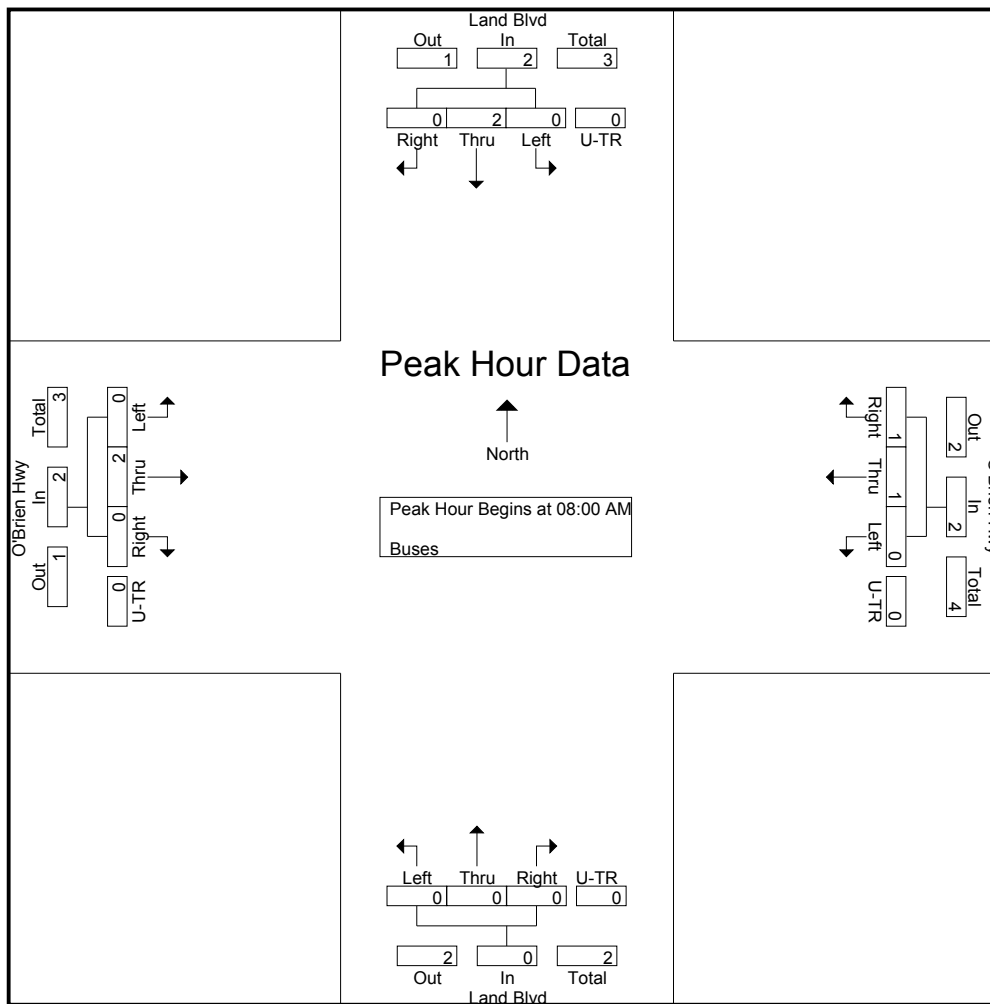
Start Time	Land Blvd From North				O'Brien Hwy From East				Land Blvd From South				O'Brien Hwy From West				Int. Total
	Left	Thru	Right	U-TR	Left	Thru	Right	U-TR	Left	Thru	Right	U-TR	Left	Thru	Right	U-TR	
07:00 AM	0	0	0	0	0	0	0	0	0	0	0	0	0	0	0	0	0
07:15 AM	0	0	0	0	0	0	0	0	0	0	0	0	0	0	0	0	0
07:30 AM	0	0	0	0	0	0	0	0	0	0	0	0	0	0	0	0	0
07:45 AM	1	0	0	0	0	0	0	0	0	0	0	0	0	0	0	0	1
Total	1	0	0	0	0	0	0	0	0	0	0	0	0	0	0	0	1
08:00 AM	0	0	0	0	0	1	0	0	0	0	0	0	0	0	0	0	1
08:15 AM	0	0	0	0	0	0	0	0	0	0	0	0	0	1	0	0	1
08:30 AM	0	0	0	0	0	0	1	0	0	0	0	0	0	1	0	0	2
08:45 AM	0	2	0	0	0	0	0	0	0	0	0	0	0	0	0	0	2
Total	0	2	0	0	0	1	1	0	0	0	0	0	0	2	0	0	6
Grand Total	1	2	0	0	0	1	1	0	0	0	0	0	0	2	0	0	7
Apprch %	33.3	66.7	0	0	0	50	50	0	0	0	0	0	0	100	0	0	
Total %	14.3	28.6	0	0	0	14.3	14.3	0	0	0	0	0	0	28.6	0	0	

Start Time	Land Blvd From North					O'Brien Hwy From East					Land Blvd From South					O'Brien Hwy From West					Int. Total		
	Left	Thru	Right	U-TR	App. Total	Left	Thru	Right	U-TR	App. Total	Left	Thru	Right	U-TR	App. Total	Left	Thru	Right	U-TR	App. Total			
Peak Hour Analysis From 07:00 AM to 08:45 AM - Peak 1 of 1																							
Peak Hour for Entire Intersection Begins at 08:00 AM																							
08:00 AM	0	0	0	0	0	0	1	0	0	1	0	0	0	0	0	0	0	0	0	0	0	1	0
08:15 AM	0	0	0	0	0	0	0	0	0	0	0	0	0	0	0	0	1	0	0	1	0	1	0
08:30 AM	0	0	0	0	0	0	0	1	0	1	0	0	0	0	0	0	1	0	0	1	0	2	0
08:45 AM	0	2	0	0	2	0	0	0	0	0	0	0	0	0	0	0	0	0	0	0	0	2	0
Total Volume	0	2	0	0	2	0	1	1	0	2	0	0	0	0	0	0	2	0	0	2	0	6	0
% App. Total	0	100	0	0		0	50	50	0		0	0	0	0		0	100	0	0		0		0
PHF	.000	.250	.000	.000	.250	.000	.250	.250	.000	.500	.000	.000	.000	.000	.000	.000	.500	.000	.000	.500	.000	.750	

Accurate Counts
978-664-2565

File Name : LG038006
Site Code : LG038006
Start Date : 5/15/2013
Page No : 2

N/S Street : Land Boulevard
E/W Street: O'Brien Highway
City/State : Cambridge, MA
Weather : Clear



Peak Hour Analysis From 07:00 AM to 08:45 AM - Peak 1 of 1

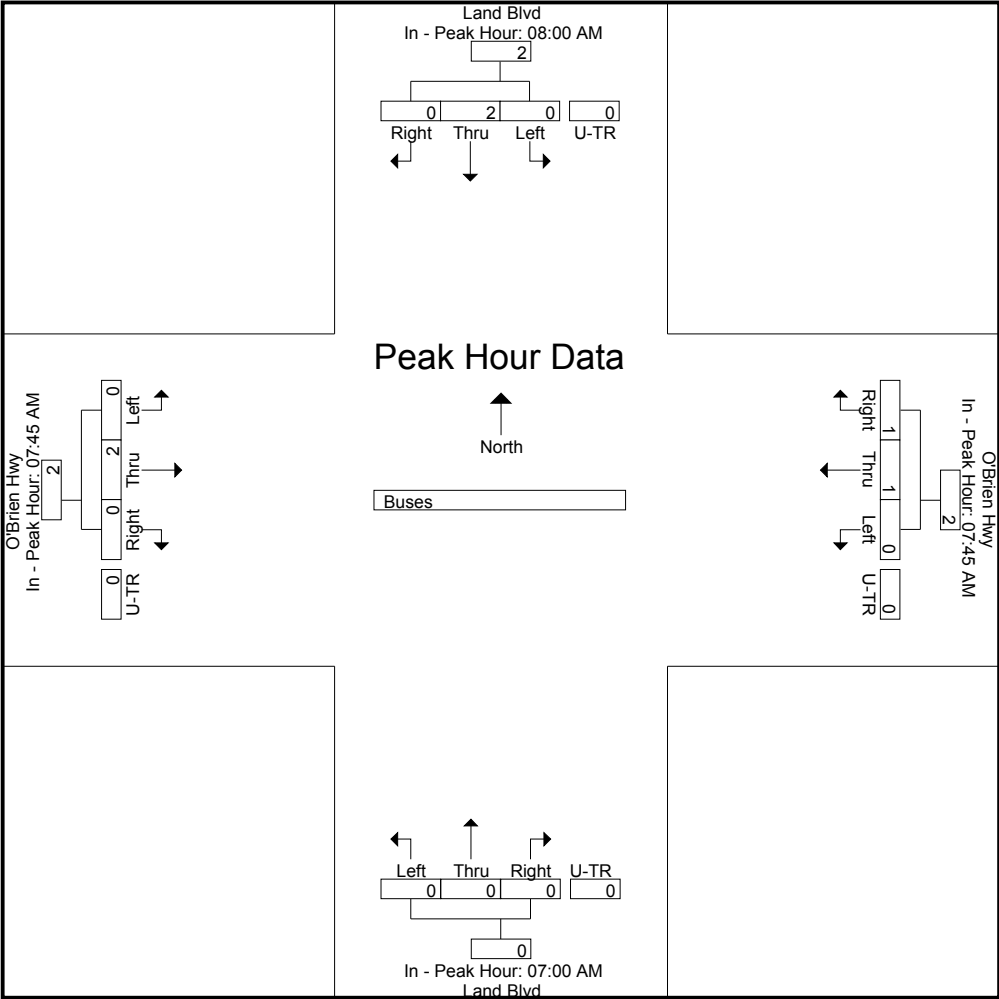
Peak Hour for Each Approach Begins at:

	08:00 AM					07:45 AM					07:00 AM					07:45 AM				
+0 mins.	0	0	0	0	0	0	0	0	0	0	0	0	0	0	0	0	0	0	0	0
+15 mins.	0	0	0	0	0	0	1	0	0	1	0	0	0	0	0	0	0	0	0	0
+30 mins.	0	0	0	0	0	0	0	0	0	0	0	0	0	0	0	0	1	0	0	1
+45 mins.	0	2	0	0	2	0	0	1	0	1	0	0	0	0	0	0	1	0	0	1
Total Volume	0	2	0	0	2	0	1	1	0	2	0	0	0	0	0	0	2	0	0	2
% App. Total	0	100	0	0	0	0	50	50	0	0	0	0	0	0	0	0	100	0	0	0
PHF	.000	.250	.000	.000	.250	.000	.250	.250	.000	.500	.000	.000	.000	.000	.000	.000	.500	.000	.000	.500

Accurate Counts
978-664-2565

N/S Street : Land Boulevard
 E/W Street: O'Brien Highway
 City/State : Cambridge, MA
 Weather : Clear

File Name : LG038006
 Site Code : LG038006
 Start Date : 5/15/2013
 Page No : 3



Accurate Counts
978-664-2565

File Name : LG038006
Site Code : LG038006
Start Date : 5/15/2013
Page No : 1

N/S Street : Land Boulevard
E/W Street: O'Brien Highway
City/State : Cambridge, MA
Weather : Clear

Groups Printed- Peds

	Land Blvd From North	O'Brien Hwy From East	Land Blvd From South	O'Brien Hwy From West	Int. Total
Start Time	Peds	Peds	Peds	Peds	
07:00 AM	3	0	8	12	23
07:15 AM	2	1	12	11	26
07:30 AM	0	1	21	17	39
07:45 AM	4	3	30	13	50
Total	9	5	71	53	138
08:00 AM	3	1	35	17	56
08:15 AM	0	6	32	20	58
08:30 AM	10	3	37	19	69
08:45 AM	3	2	19	24	48
Total	16	12	123	80	231
Grand Total	25	17	194	133	369
Apprch %	100	100	100	100	
Total %	6.8	4.6	52.6	36	

Start Time	Land Blvd From North		O'Brien Hwy From East		Land Blvd From South		O'Brien Hwy From West		Int. Total
	Peds	App. Total	Peds	App. Total	Peds	App. Total	Peds	App. Total	
07:45 AM	4	4	3	3	30	30	13	13	50
08:00 AM	3	3	1	1	35	35	17	17	56
08:15 AM	0	0	6	6	32	32	20	20	58
08:30 AM	10	10	3	3	37	37	19	19	69
Total Volume	17	17	13	13	134	134	69	69	233
% App. Total	100		100		100		100		
PHF	.425	.425	.542	.542	.905	.905	.863	.863	.844

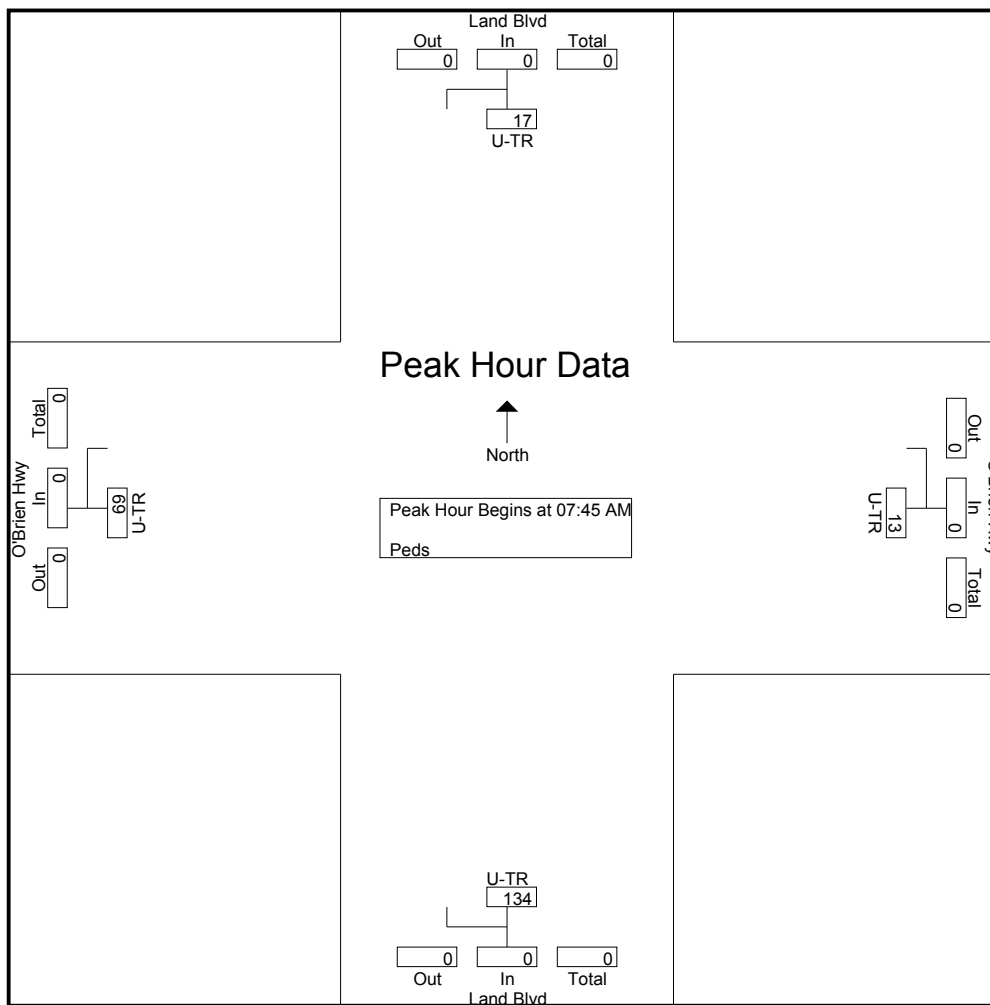
Peak Hour Analysis From 07:00 AM to 08:45 AM - Peak 1 of 1

Peak Hour for Entire Intersection Begins at 07:45 AM

Accurate Counts
978-664-2565

File Name : LG038006
Site Code : LG038006
Start Date : 5/15/2013
Page No : 2

N/S Street : Land Boulevard
E/W Street: O'Brien Highway
City/State : Cambridge, MA
Weather : Clear



Peak Hour Analysis From 07:00 AM to 08:45 AM - Peak 1 of 1

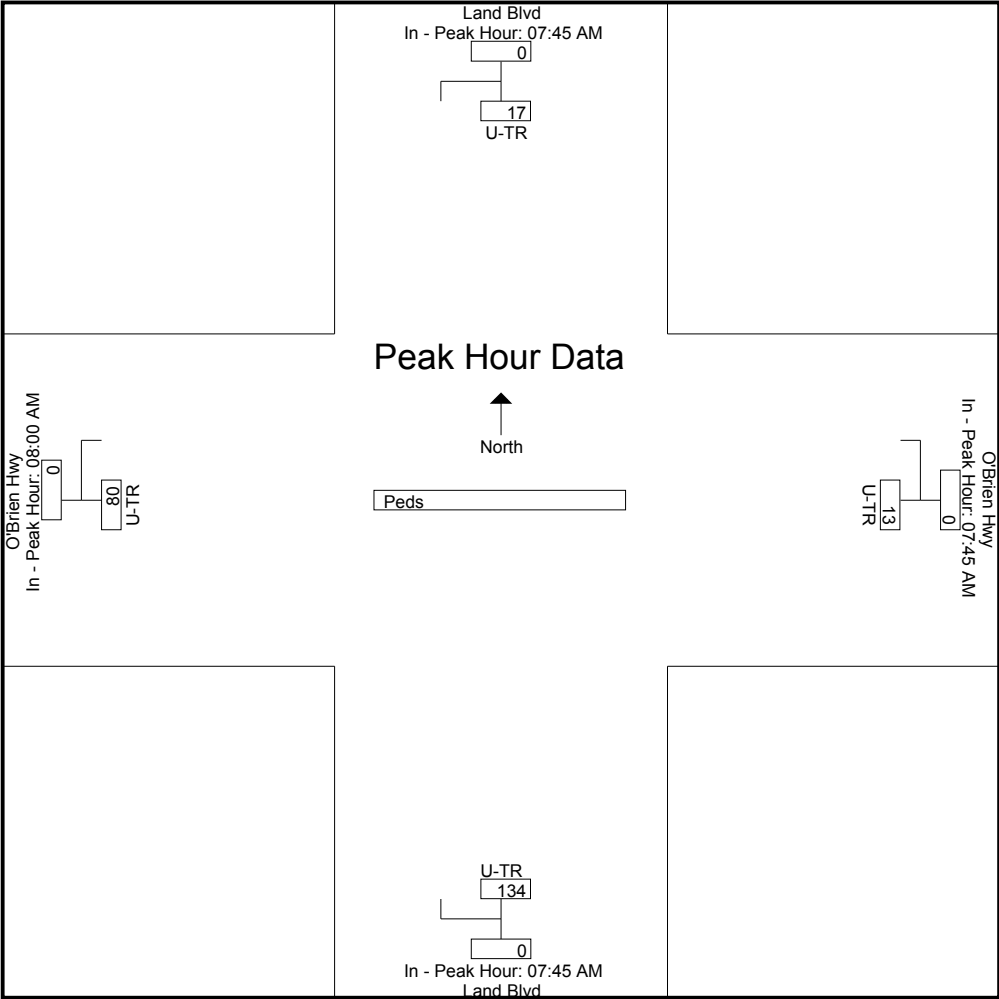
Peak Hour for Each Approach Begins at:

	07:45 AM		07:45 AM		07:45 AM		08:00 AM	
+0 mins.	4	4	3	3	30	30	17	17
+15 mins.	3	3	1	1	35	35	20	20
+30 mins.	0	0	6	6	32	32	19	19
+45 mins.	10	10	3	3	37	37	24	24
Total Volume	17	17	13	13	134	134	80	80
% App. Total	100	100	100	100	100	100	100	100
PHF	.425	.425	.542	.542	.905	.905	.833	.833

Accurate Counts
978-664-2565

N/S Street : Land Boulevard
E/W Street: O'Brien Highway
City/State : Cambridge, MA
Weather : Clear

File Name : LG038006
Site Code : LG038006
Start Date : 5/15/2013
Page No : 3



Accurate Counts
978-664-2565

N/S Street : Land Boulevard
E/W Street: O'Brien Highway
City/State : Cambridge, MA
Weather : Clear

File Name : LG038006
Site Code : LG038006
Start Date : 5/15/2013
Page No : 1

Groups Printed- Cars - Trucks - Buses

Start Time	Land Blvd From North				O'Brien Hwy From East				Land Blvd From South				O'Brien Hwy From West				Int. Total
	Left	Thru	Right	U-TR	Left	Thru	Right	U-TR	Left	Thru	Right	U-TR	Left	Thru	Right	U-TR	
11:00 AM	55	123	33	0	44	89	31	2	26	69	53	1	45	111	39	0	721
11:15 AM	62	84	28	0	46	119	40	1	22	72	54	1	40	179	36	0	784
11:30 AM	53	92	30	0	41	104	32	1	29	63	70	1	40	148	34	0	738
11:45 AM	54	97	21	0	48	94	48	2	19	78	66	1	41	171	35	1	776
Total	224	396	112	0	179	406	151	6	96	282	243	4	166	609	144	1	3019
12:00 PM	55	97	27	0	46	95	35	0	28	81	58	0	39	153	26	2	742
12:15 PM	45	80	29	0	36	104	36	1	31	70	65	1	49	169	33	0	749
12:30 PM	57	83	42	0	48	90	21	2	28	84	50	2	28	163	32	0	730
12:45 PM	44	82	31	0	46	99	27	0	29	81	54	0	37	186	29	0	745
Total	201	342	129	0	176	388	119	3	116	316	227	3	153	671	120	2	2966
Grand Total	425	738	241	0	355	794	270	9	212	598	470	7	319	1280	264	3	5985
Apprch %	30.3	52.6	17.2	0	24.9	55.6	18.9	0.6	16.5	46.5	36.5	0.5	17.1	68.6	14.1	0.2	
Total %	7.1	12.3	4	0	5.9	13.3	4.5	0.2	3.5	10	7.9	0.1	5.3	21.4	4.4	0.1	
Cars	403	686	230	0	335	760	256	7	208	583	448	7	279	1209	256	3	5670
% Cars	94.8	93	95.4	0	94.4	95.7	94.8	77.8	98.1	97.5	95.3	100	87.5	94.5	97	100	94.7
Trucks	8	48	10	0	19	33	8	2	4	13	17	0	39	66	6	0	273
% Trucks	1.9	6.5	4.1	0	5.4	4.2	3	22.2	1.9	2.2	3.6	0	12.2	5.2	2.3	0	4.6
Buses	14	4	1	0	1	1	6	0	0	2	5	0	1	5	2	0	42
% Buses	3.3	0.5	0.4	0	0.3	0.1	2.2	0	0	0.3	1.1	0	0.3	0.4	0.8	0	0.7


Start Time	Land Blvd From North					O'Brien Hwy From East					Land Blvd From South					O'Brien Hwy From West					Int. Total
	Left	Thru	Right	U-TR	App. Total	Left	Thru	Right	U-TR	App. Total	Left	Thru	Right	U-TR	App. Total	Left	Thru	Right	U-TR	App. Total	
Peak Hour Analysis From 11:00 AM to 12:45 PM - Peak 1 of 1																					
Peak Hour for Entire Intersection Begins at 11:15 AM																					
11:15 AM	62	84	28	0	174	46	119	40	1	206	22	72	54	1	149	40	179	36	0	255	784
11:30 AM	53	92	30	0	175	41	104	32	1	178	29	63	70	1	163	40	148	34	0	222	738
11:45 AM	54	97	21	0	172	48	94	48	2	192	19	78	66	1	164	41	171	35	1	248	776
12:00 PM	55	97	27	0	179	46	95	35	0	176	28	81	58	0	167	39	153	26	2	220	742
Total Volume	224	370	106	0	700	181	412	155	4	752	98	294	248	3	643	160	651	131	3	945	3040
% App. Total	32	52.9	15.1	0		24.1	54.8	20.6	0.5		15.2	45.7	38.6	0.5		16.9	68.9	13.9	0.3		
PHF	.903	.954	.883	.000	.978	.943	.866	.807	.500	.913	.845	.907	.886	.750	.963	.976	.909	.910	.375	.926	.969
Cars	212	350	103	0	665	170	394	147	3	714	95	283	233	3	614	140	619	126	3	888	2881
% Cars	94.6	94.6	97.2	0	95.0	93.9	95.6	94.8	75.0	94.9	96.9	96.3	94.0	100	95.5	87.5	95.1	96.2	100	94.0	94.8
Trucks	4	18	3	0	25	10	17	5	1	33	3	10	10	0	23	20	29	3	0	52	133
% Trucks	1.8	4.9	2.8	0	3.6	5.5	4.1	3.2	25.0	4.4	3.1	3.4	4.0	0	3.6	12.5	4.5	2.3	0	5.5	4.4
Buses	8	2	0	0	10	1	1	3	0	5	0	1	5	0	6	0	3	2	0	5	26
% Buses	3.6	0.5	0	0	1.4	0.6	0.2	1.9	0	0.7	0	0.3	2.0	0	0.9	0	0.5	1.5	0	0.5	0.9

Accurate Counts

978-664-2565

File Name : LG038006
 Site Code : LG038006
 Start Date : 5/15/2013
 Page No : 2

N/S Street : Land Boulevard
 E/W Street: O'Brien Highway
 City/State : Cambridge, MA
 Weather : Clear

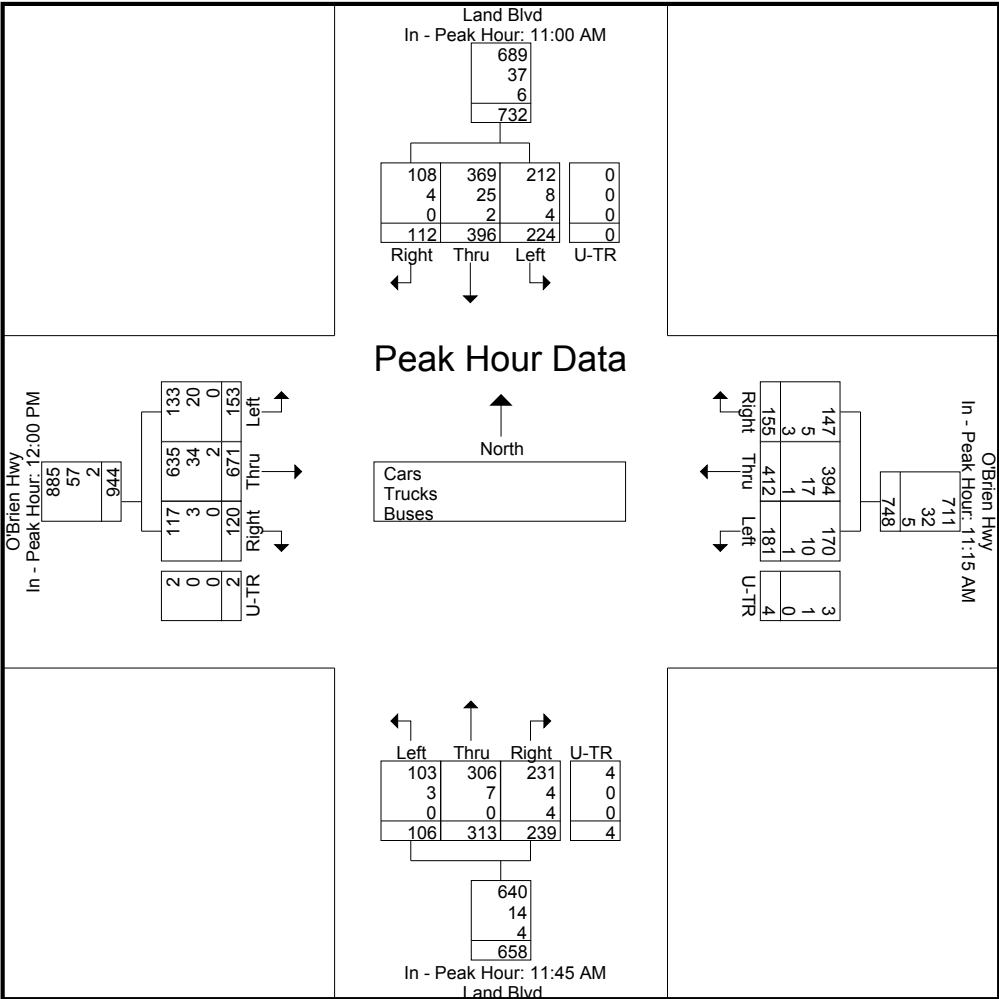


Peak Hour Analysis From 11:00 AM to 12:45 PM - Peak 1 of 1
 Peak Hour for Each Approach Begins at:

	11:00 AM					11:15 AM					11:45 AM					12:00 PM				
+0 mins.	55	123	33	0	211	46	119	40	1	206	19	78	66	1	164	39	153	26	2	220
+15 mins.	62	84	28	0	174	41	104	32	1	178	28	81	58	0	167	49	169	33	0	251
+30 mins.	53	92	30	0	175	48	94	48	2	192	31	70	65	1	167	28	163	32	0	223
+45 mins.	54	97	21	0	172	46	95	35	0	176	28	84	50	2	164	37	186	29	0	252
Total Volume	224	396	112	0	732	181	412	155	4	752	106	313	239	4	662	153	671	120	2	946
% App. Total	30.6	54.1	15.3	0		24.1	54.8	20.6	0.5		16	47.3	36.1	0.6		16.2	70.9	12.7	0.2	
PHF	.903	.805	.848	.000	.867	.943	.866	.807	.500	.913	.855	.932	.905	.500	.991	.781	.902	.909	.250	.938
Cars	212	369	108	0	689	170	394	147	3	714	103	306	231	4	644	133	635	117	2	887
% Cars	94.6	93.2	96.4	0	94.1	93.9	95.6	94.8	75	94.9	97.2	97.8	96.7	100	97.3	86.9	94.6	97.5	100	93.8
Trucks	8	25	4	0	37	10	17	5	1	33	3	7	4	0	14	20	34	3	0	57

Accurate Counts
978-664-2565

Buses	4	2	0	0	6	1	1	3	0	5	0	0	4	0	4	0	2	0	0	2
% Buses	1.8	0.5	0	0	0.8	0.6	0.2	1.9	0	0.7	0	0	1.7	0	0.6	0	0.3	0	0	0.2



Accurate Counts
978-664-2565

N/S Street : Land Boulevard
E/W Street: O'Brien Highway
City/State : Cambridge, MA
Weather : Clear

File Name : LG038006
Site Code : LG038006
Start Date : 5/15/2013
Page No : 1

Groups Printed- Cars

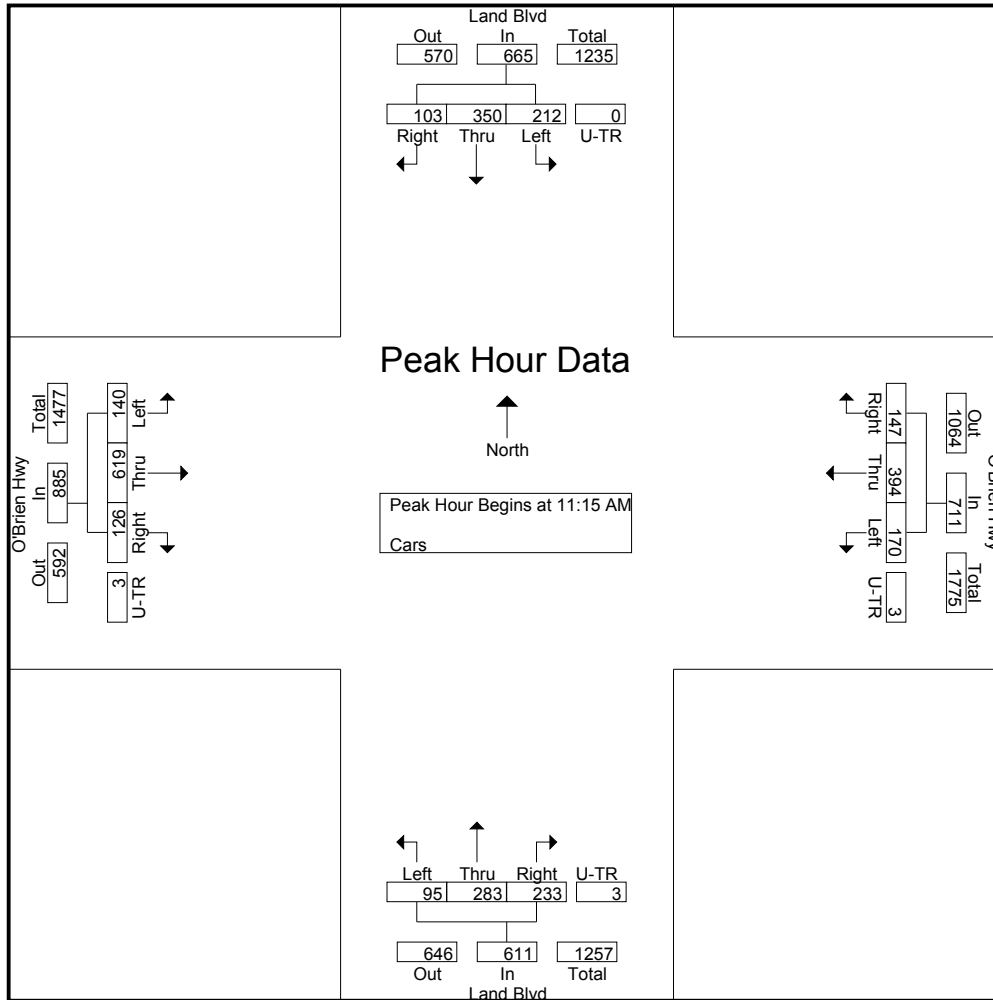
Start Time	Land Blvd From North				O'Brien Hwy From East				Land Blvd From South				O'Brien Hwy From West				Int. Total
	Left	Thru	Right	U-TR	Left	Thru	Right	U-TR	Left	Thru	Right	U-TR	Left	Thru	Right	U-TR	
11:00 AM	51	113	30	0	42	84	29	2	26	68	49	1	39	100	38	0	672
11:15 AM	60	78	27	0	39	112	40	1	21	69	52	1	35	168	35	0	738
11:30 AM	52	84	30	0	41	101	28	0	29	62	64	1	37	146	33	0	708
11:45 AM	49	94	21	0	46	93	45	2	19	73	60	1	35	160	33	1	732
Total	212	369	108	0	168	390	142	5	95	272	225	4	146	574	139	1	2850
12:00 PM	51	94	25	0	44	88	34	0	26	79	57	0	33	145	25	2	703
12:15 PM	44	69	28	0	34	101	35	1	30	70	65	1	43	157	33	0	711
12:30 PM	54	80	38	0	44	86	20	1	28	84	49	2	23	157	31	0	697
12:45 PM	42	74	31	0	45	95	25	0	29	78	52	0	34	176	28	0	709
Total	191	317	122	0	167	370	114	2	113	311	223	3	133	635	117	2	2820
Grand Total	403	686	230	0	335	760	256	7	208	583	448	7	279	1209	256	3	5670
Apprch %	30.6	52	17.4	0	24.7	56	18.9	0.5	16.7	46.8	36	0.6	16	69.2	14.7	0.2	
Total %	7.1	12.1	4.1	0	5.9	13.4	4.5	0.1	3.7	10.3	7.9	0.1	4.9	21.3	4.5	0.1	

Start Time	Land Blvd From North					O'Brien Hwy From East					Land Blvd From South					O'Brien Hwy From West					Int. Total
	Left	Thru	Right	U-TR	App. Total	Left	Thru	Right	U-TR	App. Total	Left	Thru	Right	U-TR	App. Total	Left	Thru	Right	U-TR	App. Total	
Peak Hour Analysis From 11:00 AM to 12:45 PM - Peak 1 of 1																					
Peak Hour for Entire Intersection Begins at 11:15 AM																					
11:15 AM	60	78	27	0	165	39	112	40	1	192	21	69	52	1	143	35	168	35	0	238	738
11:30 AM	52	84	30	0	166	41	101	28	0	170	29	62	64	1	156	37	146	33	0	216	708
11:45 AM	49	94	21	0	164	46	93	45	2	186	19	73	60	1	153	35	160	33	1	229	732
12:00 PM	51	94	25	0	170	44	88	34	0	166	26	79	57	0	162	33	145	25	2	205	703
Total Volume	212	350	103	0	665	170	394	147	3	714	95	283	233	3	614	140	619	126	3	888	2881
% App. Total	31.9	52.6	15.5	0		23.8	55.2	20.6	0.4		15.5	46.1	37.9	0.5		15.8	69.7	14.2	0.3		
PHF	.883	.931	.858	.000	.978	.924	.879	.817	.375	.930	.819	.896	.910	.750	.948	.946	.921	.900	.375	.933	.976

Accurate Counts
978-664-2565

File Name : LG038006
Site Code : LG038006
Start Date : 5/15/2013
Page No : 2

N/S Street : Land Boulevard
E/W Street: O'Brien Highway
City/State : Cambridge, MA
Weather : Clear



Peak Hour Analysis From 11:00 AM to 12:45 PM - Peak 1 of 1

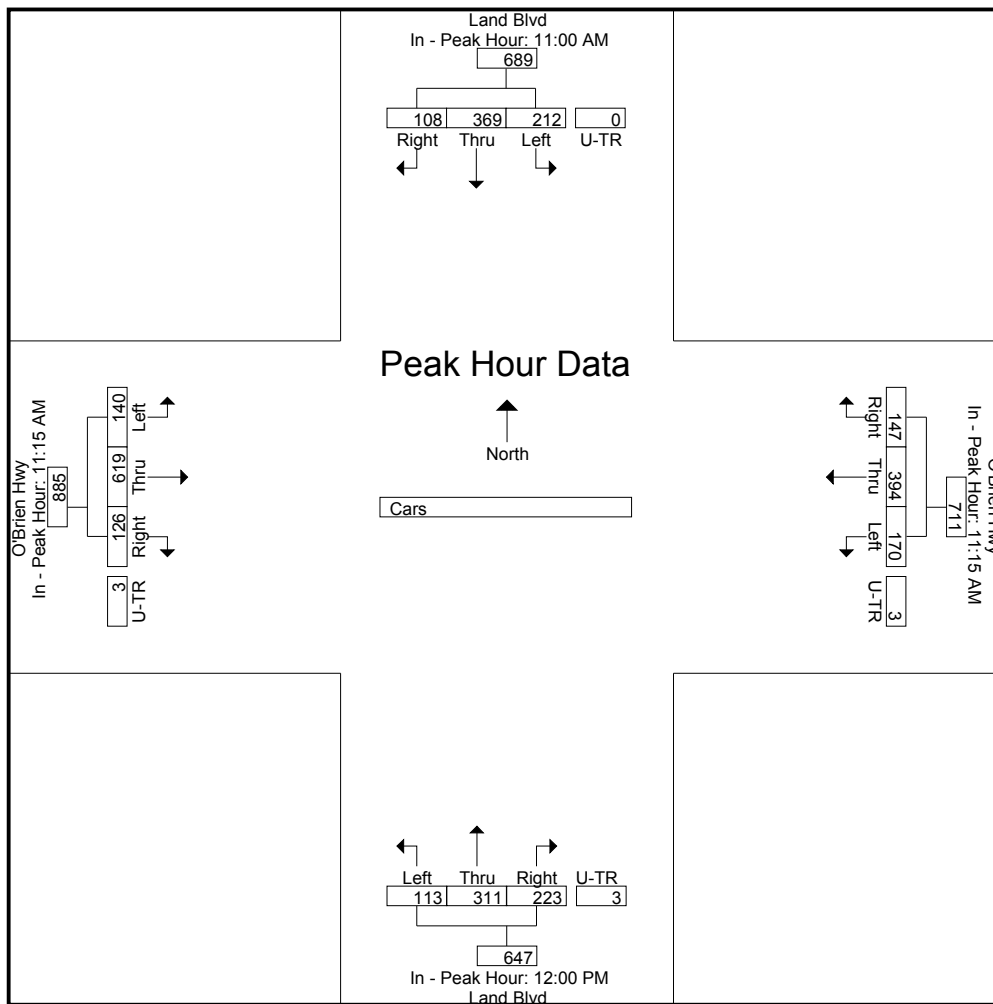
Peak Hour for Each Approach Begins at:

	11:00 AM					11:15 AM					12:00 PM					11:15 AM				
+0 mins.	51	113	30	0	194	39	112	40	1	192	26	79	57	0	162	35	168	35	0	238
+15 mins.	60	78	27	0	165	41	101	28	0	170	30	70	65	1	166	37	146	33	0	216
+30 mins.	52	84	30	0	166	46	93	45	2	186	28	84	49	2	163	35	160	33	1	229
+45 mins.	49	94	21	0	164	44	88	34	0	166	29	78	52	0	159	33	145	25	2	205
Total Volume	212	369	108	0	689	170	394	147	3	714	113	311	223	3	650	140	619	126	3	888
% App. Total	30.8	53.6	15.7	0		23.8	55.2	20.6	0.4		17.4	47.8	34.3	0.5		15.8	69.7	14.2	0.3	
PHF	.883	.816	.900	.000	.888	.924	.879	.817	.375	.930	.942	.926	.858	.375	.979	.946	.921	.900	.375	.933

Accurate Counts
978-664-2565

File Name : LG038006
Site Code : LG038006
Start Date : 5/15/2013
Page No : 3

N/S Street : Land Boulevard
E/W Street: O'Brien Highway
City/State : Cambridge, MA
Weather : Clear



Accurate Counts
978-664-2565

N/S Street : Land Boulevard
E/W Street: O'Brien Highway
City/State : Cambridge, MA
Weather : Clear

File Name : LG038006
Site Code : LG038006
Start Date : 5/15/2013
Page No : 1

Groups Printed- Trucks

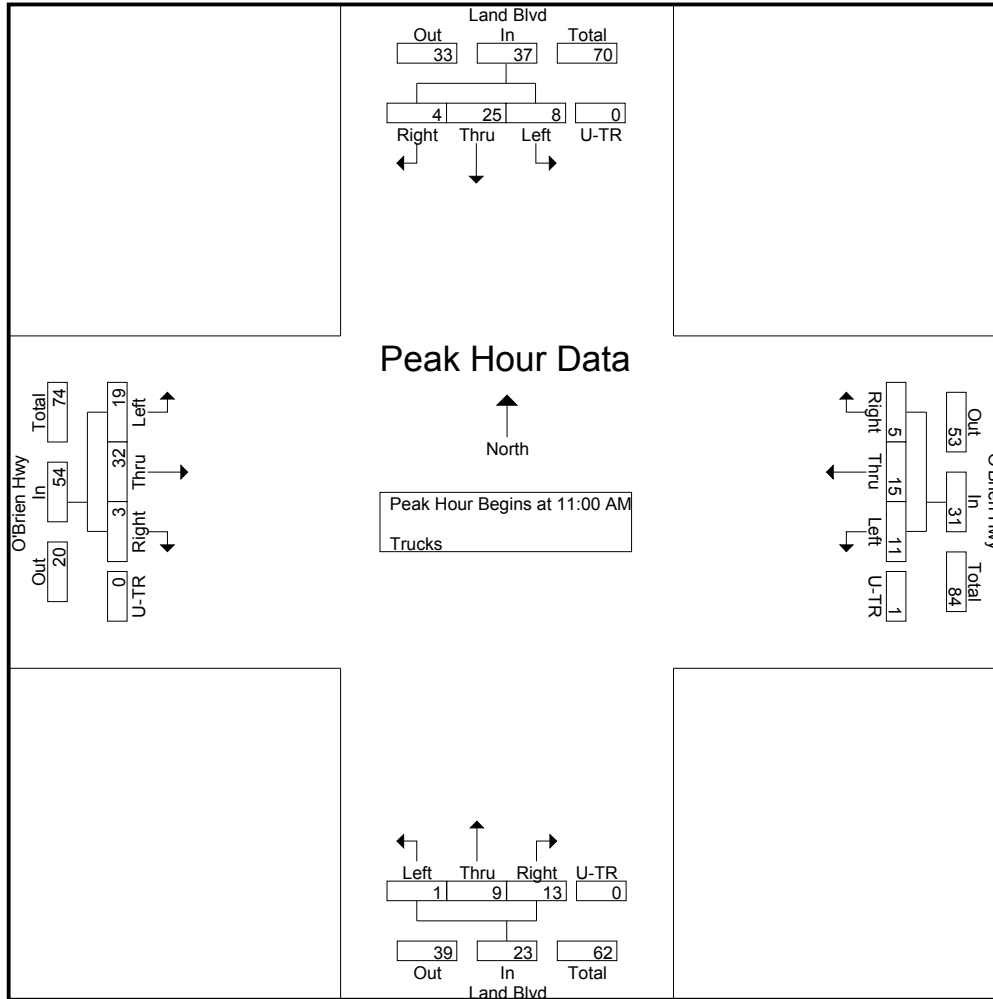
Start Time	Land Blvd From North				O'Brien Hwy From East				Land Blvd From South				O'Brien Hwy From West				Int. Total
	Left	Thru	Right	U-TR	Left	Thru	Right	U-TR	Left	Thru	Right	U-TR	Left	Thru	Right	U-TR	
11:00 AM	4	10	3	0	2	5	1	0	0	1	4	0	5	11	1	0	47
11:15 AM	2	5	1	0	7	7	0	0	1	2	2	0	5	9	1	0	42
11:30 AM	1	7	0	0	0	2	3	1	0	1	5	0	3	2	1	0	26
11:45 AM	1	3	0	0	2	1	1	0	0	5	2	0	6	10	0	0	31
Total	8	25	4	0	11	15	5	1	1	9	13	0	19	32	3	0	146
12:00 PM	0	3	2	0	1	7	1	0	2	2	1	0	6	8	1	0	34
12:15 PM	0	10	1	0	2	3	0	0	1	0	0	0	6	12	0	0	35
12:30 PM	0	3	3	0	4	4	1	1	0	0	1	0	5	5	1	0	28
12:45 PM	0	7	0	0	1	4	1	0	0	2	2	0	3	9	1	0	30
Total	0	23	6	0	8	18	3	1	3	4	4	0	20	34	3	0	127
Grand Total	8	48	10	0	19	33	8	2	4	13	17	0	39	66	6	0	273
Apprch %	12.1	72.7	15.2	0	30.6	53.2	12.9	3.2	11.8	38.2	50	0	35.1	59.5	5.4	0	
Total %	2.9	17.6	3.7	0	7	12.1	2.9	0.7	1.5	4.8	6.2	0	14.3	24.2	2.2	0	

Start Time	Land Blvd From North					O'Brien Hwy From East					Land Blvd From South					O'Brien Hwy From West					Int. Total
	Left	Thru	Right	U-TR	App. Total	Left	Thru	Right	U-TR	App. Total	Left	Thru	Right	U-TR	App. Total	Left	Thru	Right	U-TR	App. Total	
Peak Hour Analysis From 11:00 AM to 12:45 PM - Peak 1 of 1																					
Peak Hour for Entire Intersection Begins at 11:00 AM																					
11:00 AM	4	10	3	0	17	2	5	1	0	8	0	1	4	0	5	5	11	1	0	17	47
11:15 AM	2	5	1	0	8	7	7	0	0	14	1	2	2	0	5	5	9	1	0	15	42
11:30 AM	1	7	0	0	8	0	2	3	1	6	0	1	5	0	6	3	2	1	0	6	26
11:45 AM	1	3	0	0	4	2	1	1	0	4	0	5	2	0	7	6	10	0	0	16	31
Total Volume	8	25	4	0	37	11	15	5	1	32	1	9	13	0	23	19	32	3	0	54	146
% App. Total	21.6	67.6	10.8	0		34.4	46.9	15.6	3.1		4.3	39.1	56.5	0		35.2	59.3	5.6	0		
PHF	.500	.625	.333	.000	.544	.393	.536	.417	.250	.571	.250	.450	.650	.000	.821	.792	.727	.750	.000	.794	.777

Accurate Counts
978-664-2565

File Name : LG038006
Site Code : LG038006
Start Date : 5/15/2013
Page No : 2

N/S Street : Land Boulevard
E/W Street: O'Brien Highway
City/State : Cambridge, MA
Weather : Clear



Peak Hour Analysis From 11:00 AM to 12:45 PM - Peak 1 of 1

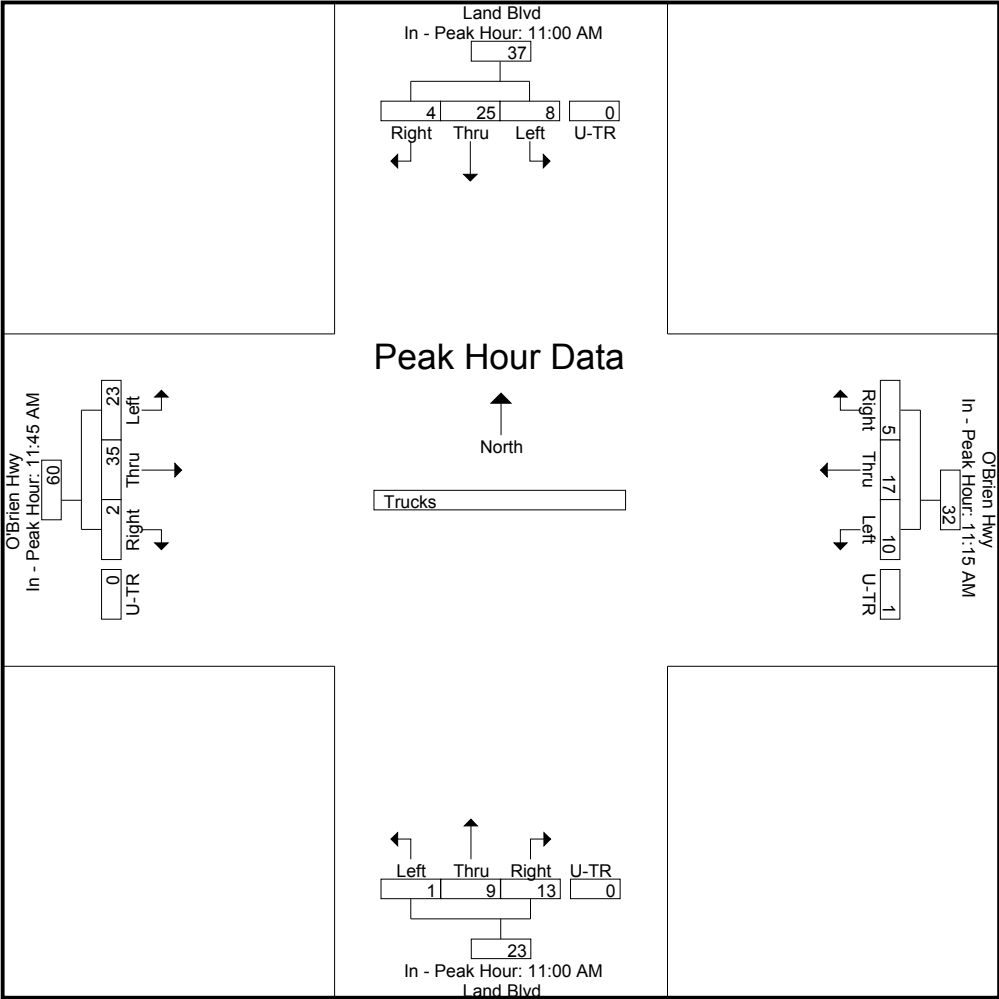
Peak Hour for Each Approach Begins at:

	11:00 AM					11:15 AM					11:00 AM					11:45 AM				
+0 mins.	4	10	3	0	17	7	7	0	0	14	0	1	4	0	5	6	10	0	0	16
+15 mins.	2	5	1	0	8	0	2	3	1	6	1	2	2	0	5	6	8	1	0	15
+30 mins.	1	7	0	0	8	2	1	1	0	4	0	1	5	0	6	6	12	0	0	18
+45 mins.	1	3	0	0	4	1	7	1	0	9	0	5	2	0	7	5	5	1	0	11
Total Volume	8	25	4	0	37	10	17	5	1	33	1	9	13	0	23	23	35	2	0	60
% App. Total	21.6	67.6	10.8	0		30.3	51.5	15.2	3		4.3	39.1	56.5	0		38.3	58.3	3.3	0	
PHF	.500	.625	.333	.000	.544	.357	.607	.417	.250	.589	.250	.450	.650	.000	.821	.958	.729	.500	.000	.833

Accurate Counts
978-664-2565

N/S Street : Land Boulevard
 E/W Street: O'Brien Highway
 City/State : Cambridge, MA
 Weather : Clear

File Name : LG038006
 Site Code : LG038006
 Start Date : 5/15/2013
 Page No : 3



Accurate Counts
978-664-2565

N/S Street : Land Boulevard
E/W Street: O'Brien Highway
City/State : Cambridge, MA
Weather : Clear

File Name : LG038006
Site Code : LG038006
Start Date : 5/15/2013
Page No : 1

Groups Printed- Buses

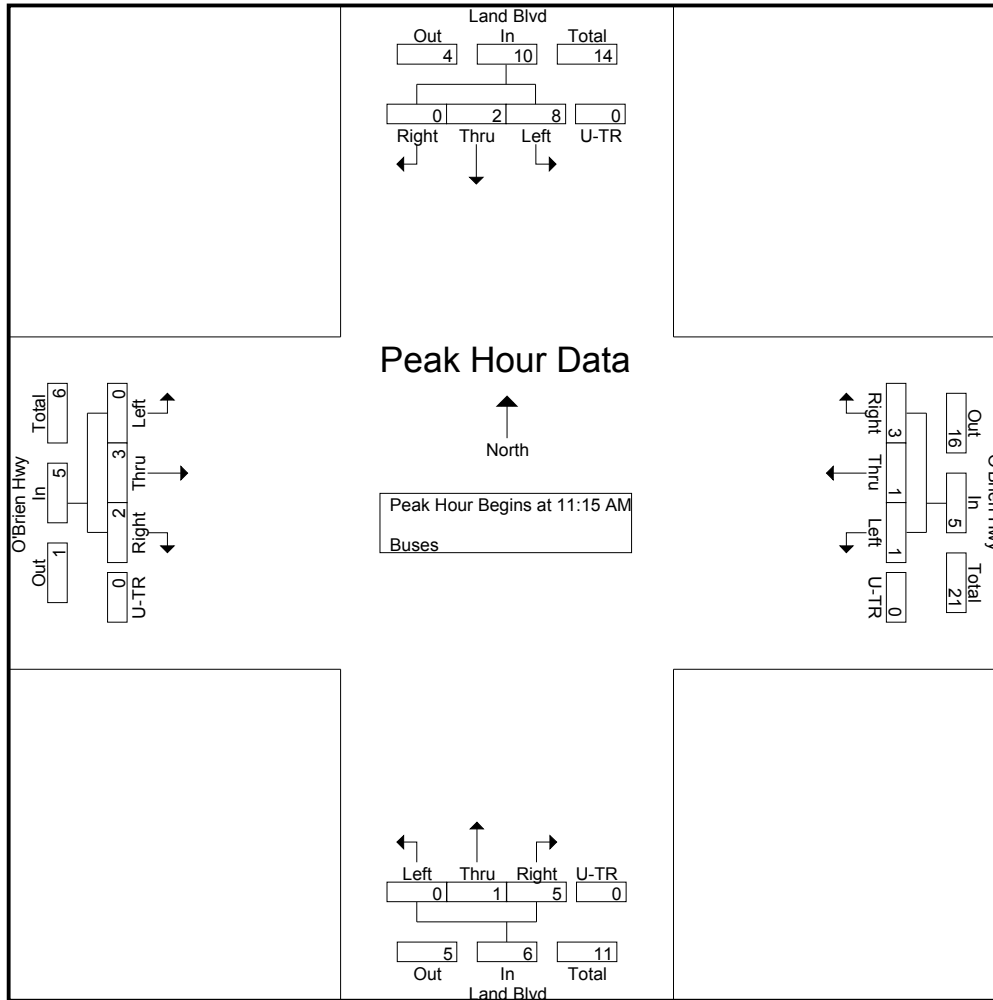
Start Time	Land Blvd From North				O'Brien Hwy From East				Land Blvd From South				O'Brien Hwy From West				Int. Total
	Left	Thru	Right	U-TR	Left	Thru	Right	U-TR	Left	Thru	Right	U-TR	Left	Thru	Right	U-TR	
11:00 AM	0	0	0	0	0	0	1	0	0	0	0	0	1	0	0	0	2
11:15 AM	0	1	0	0	0	0	0	0	0	1	0	0	0	2	0	0	4
11:30 AM	0	1	0	0	0	1	1	0	0	0	1	0	0	0	0	0	4
11:45 AM	4	0	0	0	0	0	2	0	0	0	4	0	0	1	2	0	13
Total	4	2	0	0	0	1	4	0	0	1	5	0	1	3	2	0	23
12:00 PM	4	0	0	0	1	0	0	0	0	0	0	0	0	0	0	0	5
12:15 PM	1	1	0	0	0	0	1	0	0	0	0	0	0	0	0	0	3
12:30 PM	3	0	1	0	0	0	0	0	0	0	0	0	0	1	0	0	5
12:45 PM	2	1	0	0	0	0	1	0	0	1	0	0	0	1	0	0	6
Total	10	2	1	0	1	0	2	0	0	1	0	0	0	2	0	0	19
Grand Total	14	4	1	0	1	1	6	0	0	2	5	0	1	5	2	0	42
Apprch %	73.7	21.1	5.3	0	12.5	12.5	75	0	0	28.6	71.4	0	12.5	62.5	25	0	
Total %	33.3	9.5	2.4	0	2.4	2.4	14.3	0	0	4.8	11.9	0	2.4	11.9	4.8	0	

Start Time	Land Blvd From North					O'Brien Hwy From East					Land Blvd From South					O'Brien Hwy From West					Int. Total
	Left	Thru	Right	U-TR	App. Total	Left	Thru	Right	U-TR	App. Total	Left	Thru	Right	U-TR	App. Total	Left	Thru	Right	U-TR	App. Total	
Peak Hour Analysis From 11:00 AM to 12:45 PM - Peak 1 of 1																					
Peak Hour for Entire Intersection Begins at 11:15 AM																					
11:15 AM	0	1	0	0	1	0	0	0	0	0	0	1	0	0	1	0	2	0	0	2	4
11:30 AM	0	1	0	0	1	0	1	1	0	2	0	0	1	0	1	0	0	0	0	0	4
11:45 AM	4	0	0	0	4	0	0	2	0	2	0	0	4	0	4	0	1	2	0	3	13
12:00 PM	4	0	0	0	4	1	0	0	0	1	0	0	0	0	0	0	0	0	0	0	5
Total Volume	8	2	0	0	10	1	1	3	0	5	0	1	5	0	6	0	3	2	0	5	26
% App. Total	80	20	0	0		20	20	60	0		0	16.7	83.3	0		0	60	40	0		
PHF	.500	.500	.000	.000	.625	.250	.250	.375	.000	.625	.000	.250	.313	.000	.375	.000	.375	.250	.000	.417	.500

Accurate Counts
978-664-2565

N/S Street : Land Boulevard
E/W Street: O'Brien Highway
City/State : Cambridge, MA
Weather : Clear

File Name : LG038006
Site Code : LG038006
Start Date : 5/15/2013
Page No : 2



Peak Hour Analysis From 11:00 AM to 12:45 PM - Peak 1 of 1

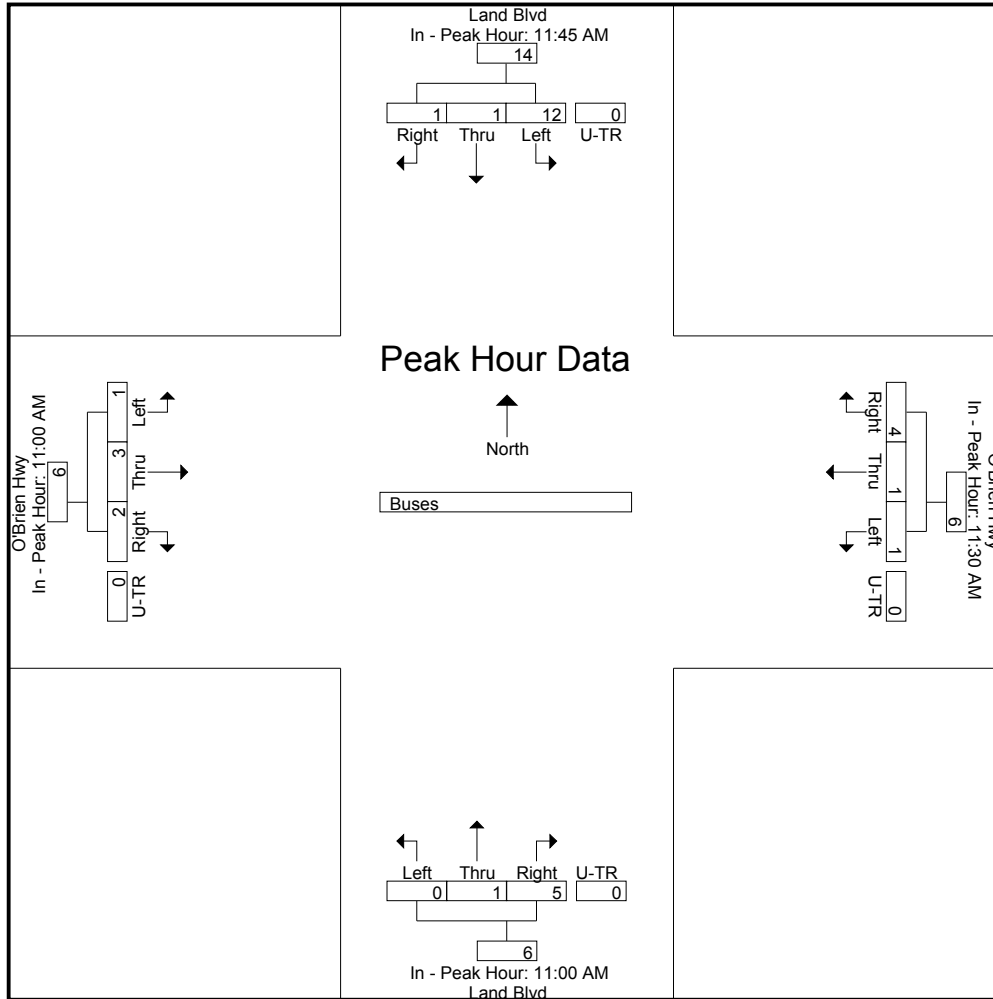
Peak Hour for Each Approach Begins at:

	11:45 AM					11:30 AM					11:00 AM					11:00 AM				
+0 mins.	4	0	0	0	4	0	1	1	0	2	0	0	0	0	0	1	0	0	0	1
+15 mins.	4	0	0	0	4	0	0	2	0	2	0	1	0	0	1	0	2	0	0	2
+30 mins.	1	1	0	0	2	1	0	0	0	1	0	0	1	0	1	0	0	0	0	0
+45 mins.	3	0	1	0	4	0	0	1	0	1	0	0	4	0	4	0	1	2	0	3
Total Volume	12	1	1	0	14	1	1	4	0	6	0	1	5	0	6	1	3	2	0	6
% App. Total	85.7	7.1	7.1	0		16.7	16.7	66.7	0		0	16.7	83.3	0		16.7	50	33.3	0	
PHF	.750	.250	.250	.000	.875	.250	.250	.500	.000	.750	.000	.250	.313	.000	.375	.250	.375	.250	.000	.500

Accurate Counts
978-664-2565

File Name : LG038006
Site Code : LG038006
Start Date : 5/15/2013
Page No : 3

N/S Street : Land Boulevard
E/W Street: O'Brien Highway
City/State : Cambridge, MA
Weather : Clear



Accurate Counts
978-664-2565

File Name : LG038006
Site Code : LG038006
Start Date : 5/15/2013
Page No : 1

N/S Street : Land Boulevard
E/W Street: O'Brien Highway
City/State : Cambridge, MA
Weather : Clear

Groups Printed- Peds

	Land Blvd From North	O'Brien Hwy From East	Land Blvd From South	O'Brien Hwy From West	Int. Total
Start Time	Peds	Peds	Peds	Peds	
11:00 AM	0	0	49	11	60
11:15 AM	1	0	18	7	26
11:30 AM	0	1	4	2	7
11:45 AM	0	6	62	9	77
Total	1	7	133	29	170
12:00 PM	0	4	6	7	17
12:15 PM	4	6	20	21	51
12:30 PM	1	4	17	8	30
12:45 PM	1	10	35	8	54
Total	6	24	78	44	152
Grand Total	7	31	211	73	322
Apprch %	100	100	100	100	
Total %	2.2	9.6	65.5	22.7	

Start Time	Land Blvd From North		O'Brien Hwy From East		Land Blvd From South		O'Brien Hwy From West		Int. Total
	Peds	App. Total	Peds	App. Total	Peds	App. Total	Peds	App. Total	
11:45 AM	0	0	6	6	62	62	9	9	77
12:00 PM	0	0	4	4	6	6	7	7	17
12:15 PM	4	4	6	6	20	20	21	21	51
12:30 PM	1	1	4	4	17	17	8	8	30
Total Volume	5	5	20	20	105	105	45	45	175
% App. Total	100		100		100		100		
PHF	.313	.313	.833	.833	.423	.423	.536	.536	.568

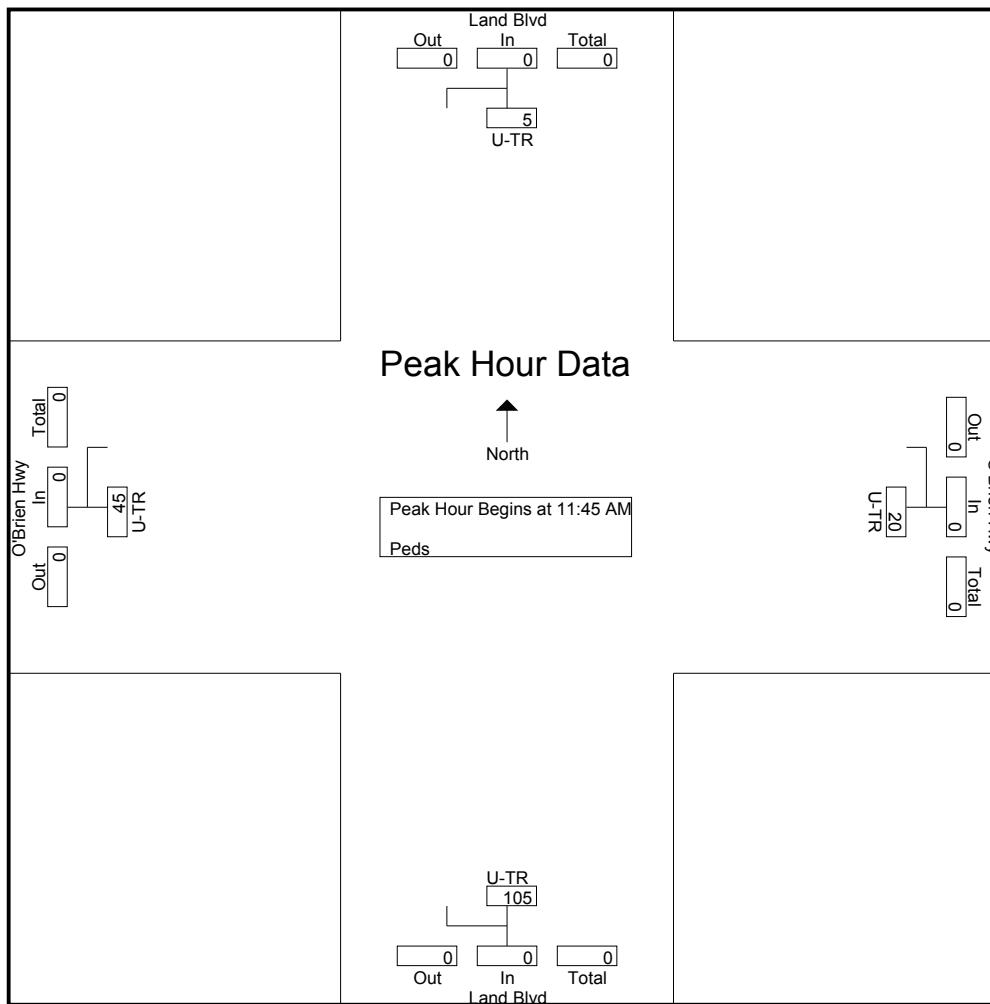
Peak Hour Analysis From 11:00 AM to 12:45 PM - Peak 1 of 1

Peak Hour for Entire Intersection Begins at 11:45 AM

Accurate Counts
978-664-2565

File Name : LG038006
Site Code : LG038006
Start Date : 5/15/2013
Page No : 2

N/S Street : Land Boulevard
E/W Street: O'Brien Highway
City/State : Cambridge, MA
Weather : Clear



Peak Hour Analysis From 11:00 AM to 12:45 PM - Peak 1 of 1

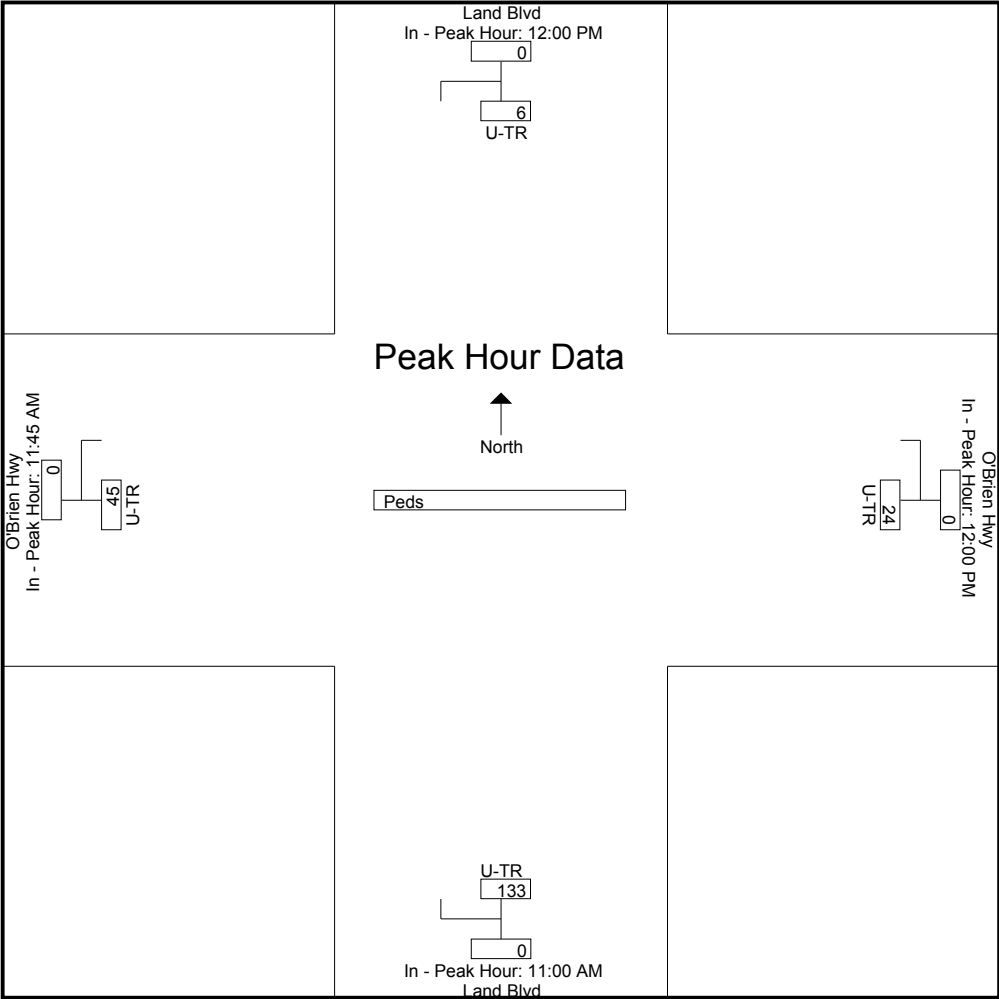
Peak Hour for Each Approach Begins at:

	12:00 PM		12:00 PM		11:00 AM		11:45 AM	
+0 mins.	0	0	4	4	49	49	9	9
+15 mins.	4	4	6	6	18	18	7	7
+30 mins.	1	1	4	4	4	4	21	21
+45 mins.	1	1	10	10	62	62	8	8
Total Volume	6	6	24	24	133	133	45	45
% App. Total	100	100	100	100	100	100	100	100
PHF	.375	.375	.600	.600	.536	.536	.536	.536

Accurate Counts
978-664-2565

N/S Street : Land Boulevard
E/W Street: O'Brien Highway
City/State : Cambridge, MA
Weather : Clear

File Name : LG038006
Site Code : LG038006
Start Date : 5/15/2013
Page No : 3



Accurate Counts
978-664-2565

N/S Street : Land Boulevard
E/W Street: O'Brien Highway
City/State : Cambridge, MA
Weather : Clear

File Name : LG038006
Site Code : LG038006
Start Date : 5/15/2013
Page No : 1

Groups Printed- Cars - Trucks - Buses

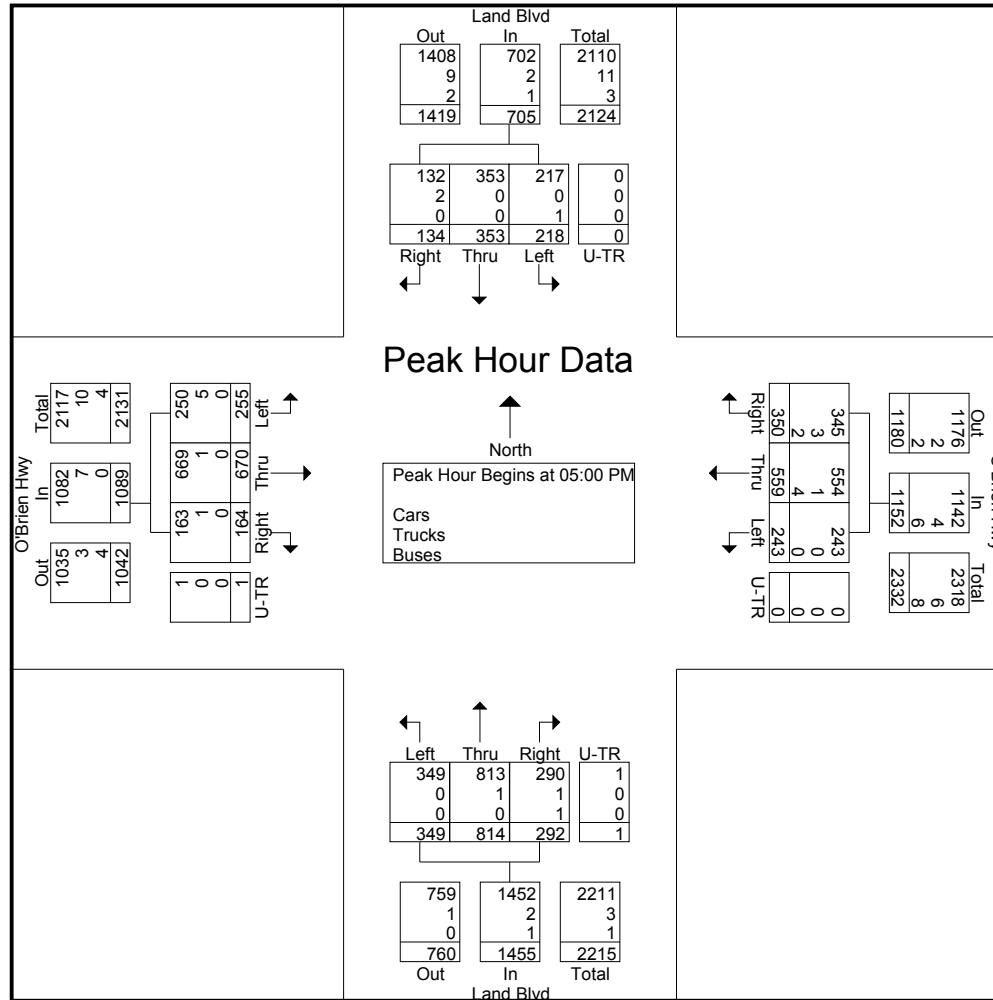
Start Time	Land Blvd From North				O'Brien Hwy From East				Land Blvd From South				O'Brien Hwy From West				Int. Total
	Left	Thru	Right	U-TR	Left	Thru	Right	U-TR	Left	Thru	Right	U-TR	Left	Thru	Right	U-TR	
04:00 PM	46	82	17	0	74	139	85	0	64	198	64	0	65	154	34	0	1022
04:15 PM	43	86	22	0	82	152	91	0	72	226	68	2	48	151	48	0	1091
04:30 PM	31	98	19	0	30	105	31	0	75	236	54	0	40	167	45	0	931
04:45 PM	46	74	18	0	59	139	63	0	91	209	56	0	59	167	37	3	1021
Total	166	340	76	0	245	535	270	0	302	869	242	2	212	639	164	3	4065
05:00 PM	58	87	26	0	67	125	86	0	81	233	82	0	58	166	37	1	1107
05:15 PM	44	92	32	0	33	164	80	0	101	199	20	0	72	170	55	0	1062
05:30 PM	65	90	33	0	81	125	96	0	66	174	81	1	63	170	34	0	1079
05:45 PM	51	84	43	0	62	145	88	0	101	208	109	0	62	164	38	0	1155
Total	218	353	134	0	243	559	350	0	349	814	292	1	255	670	164	1	4403
Grand Total	384	693	210	0	488	1094	620	0	651	1683	534	3	467	1309	328	4	8468
Apprch %	29.8	53.8	16.3	0	22.2	49.7	28.2	0	22.7	58.6	18.6	0.1	22.2	62.1	15.6	0.2	
Total %	4.5	8.2	2.5	0	5.8	12.9	7.3	0	7.7	19.9	6.3	0	5.5	15.5	3.9	0	
Cars	382	689	205	0	484	1085	609	0	651	1678	530	3	460	1300	323	4	8403
% Cars	99.5	99.4	97.6	0	99.2	99.2	98.2	0	100	99.7	99.3	100	98.5	99.3	98.5	100	99.2
Trucks	1	2	5	0	2	5	6	0	0	3	1	0	7	9	5	0	46
% Trucks	0.3	0.3	2.4	0	0.4	0.5	1	0	0	0.2	0.2	0	1.5	0.7	1.5	0	0.5
Buses	1	2	0	0	2	4	5	0	0	2	3	0	0	0	0	0	19
% Buses	0.3	0.3	0	0	0.4	0.4	0.8	0	0	0.1	0.6	0	0	0	0	0	0.2

Start Time	Land Blvd From North					O'Brien Hwy From East					Land Blvd From South					O'Brien Hwy From West					Int. Total
	Left	Thru	Right	U-TR	App. Total	Left	Thru	Right	U-TR	App. Total	Left	Thru	Right	U-TR	App. Total	Left	Thru	Right	U-TR	App. Total	
Peak Hour Analysis From 04:00 PM to 05:45 PM - Peak 1 of 1																					
Peak Hour for Entire Intersection Begins at 05:00 PM																					
05:00 PM	58	87	26	0	171	67	125	86	0	278	81	233	82	0	396	58	166	37	1	262	1107
05:15 PM	44	92	32	0	168	33	164	80	0	277	101	199	20	0	320	72	170	55	0	297	1062
05:30 PM	65	90	33	0	188	81	125	96	0	302	66	174	81	1	322	63	170	34	0	267	1079
05:45 PM	51	84	43	0	178	62	145	88	0	295	101	208	109	0	418	62	164	38	0	264	1155
Total Volume	218	353	134	0	705	243	559	350	0	1152	349	814	292	1	1456	255	670	164	1	1090	4403
% App. Total	30.9	50.1	19	0		21.1	48.5	30.4	0		24	55.9	20.1	0.1		23.4	61.5	15	0.1		
PHF	.838	.959	.779	.000	.938	.750	.852	.911	.000	.954	.864	.873	.670	.250	.871	.885	.985	.745	.250	.918	.953
Cars	217	353	132	0	702	243	554	345	0	1142	349	813	290	1	1453	250	669	163	1	1083	4380
% Cars	99.5	100	98.5	0	99.6	100	99.1	98.6	0	99.1	100	99.9	99.3	100	99.8	98.0	99.9	99.4	100	99.4	99.5
Trucks	0	0	2	0	2	0	1	3	0	4	0	1	1	0	2	5	1	1	0	7	15
% Trucks	0	0	1.5	0	0.3	0	0.2	0.9	0	0.3	0	0.1	0.3	0	0.1	2.0	0.1	0.6	0	0.6	0.3
Buses	1	0	0	0	1	0	4	2	0	6	0	0	1	0	1	0	0	0	0	0	8
% Buses	0.5	0	0	0	0.1	0	0.7	0.6	0	0.5	0	0	0.3	0	0.1	0	0	0	0	0	0.2

Accurate Counts
978-664-2565

File Name : LG038006
Site Code : LG038006
Start Date : 5/15/2013
Page No : 2

N/S Street : Land Boulevard
E/W Street: O'Brien Highway
City/State : Cambridge, MA
Weather : Clear



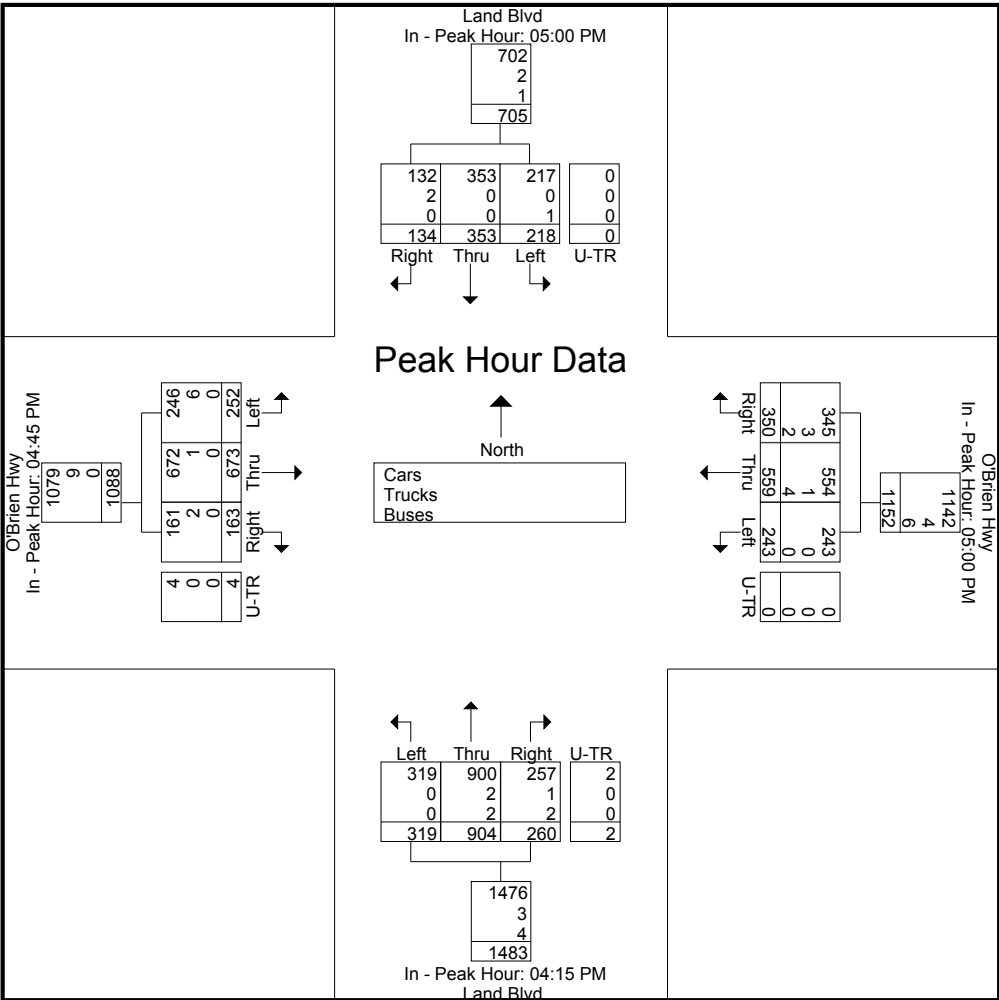
Peak Hour Analysis From 04:00 PM to 05:45 PM - Peak 1 of 1

Peak Hour for Each Approach Begins at:

	05:00 PM					05:00 PM					04:15 PM					04:45 PM				
+0 mins.	58	87	26	0	171	67	125	86	0	278	72	226	68	2	368	59	167	37	3	266
+15 mins.	44	92	32	0	168	33	164	80	0	277	75	236	54	0	365	58	166	37	1	262
+30 mins.	65	90	33	0	188	81	125	96	0	302	91	209	56	0	356	72	170	55	0	297
+45 mins.	51	84	43	0	178	62	145	88	0	295	81	233	82	0	396	63	170	34	0	267
Total Volume	218	353	134	0	705	243	559	350	0	1152	319	904	260	2	1485	252	673	163	4	1092
% App. Total	30.9	50.1	19	0		21.1	48.5	30.4	0		21.5	60.9	17.5	0.1		23.1	61.6	14.9	0.4	
PHF	.838	.959	.779	.000	.938	.750	.852	.911	.000	.954	.876	.958	.793	.250	.938	.875	.990	.741	.333	.919
Cars	217	353	132	0	702	243	554	345	0	1142	319	900	257	2	1478	246	672	161	4	1083
% Cars	99.5	100	98.5	0	99.6	100	99.1	98.6	0	99.1	100	99.6	98.8	100	99.5	97.6	99.9	98.8	100	99.2
Trucks	0	0	2	0	2	0	1	3	0	4	0	2	1	0	3	6	1	2	0	9

Accurate Counts
978-664-2565

Buses	1	0	0	0	1	0	4	2	0	6	0	2	2	0	4	0	0	0	0	0
% Buses	0.5	0	0	0	0.1	0	0.7	0.6	0	0.5	0	0.2	0.8	0	0.3	0	0	0	0	0



Accurate Counts
978-664-2565

N/S Street : Land Boulevard
E/W Street: O'Brien Highway
City/State : Cambridge, MA
Weather : Clear

File Name : LG038006
Site Code : LG038006
Start Date : 5/15/2013
Page No : 1

Groups Printed- Cars

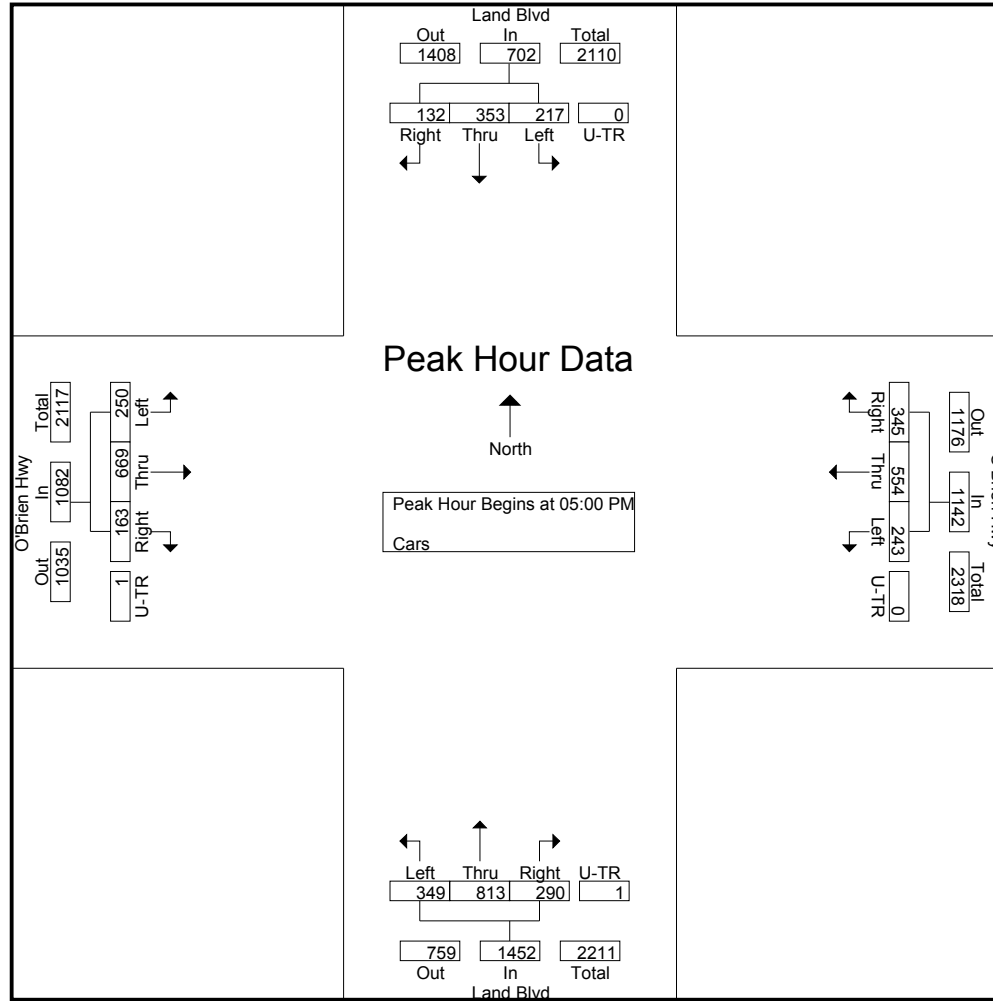
Start Time	Land Blvd From North				O'Brien Hwy From East				Land Blvd From South				O'Brien Hwy From West				Int. Total
	Left	Thru	Right	U-TR	Left	Thru	Right	U-TR	Left	Thru	Right	U-TR	Left	Thru	Right	U-TR	
04:00 PM	45	81	16	0	72	138	84	0	64	198	64	0	65	152	34	0	1013
04:15 PM	43	86	22	0	81	152	90	0	72	224	66	2	47	149	46	0	1080
04:30 PM	31	96	18	0	30	104	31	0	75	236	54	0	40	164	44	0	923
04:45 PM	46	73	17	0	58	137	59	0	91	207	56	0	58	166	36	3	1007
Total	165	336	73	0	241	531	264	0	302	865	240	2	210	631	160	3	4023
05:00 PM	58	87	24	0	67	122	85	0	81	233	81	0	57	166	37	1	1099
05:15 PM	44	92	32	0	33	162	80	0	101	198	19	0	71	170	55	0	1057
05:30 PM	65	90	33	0	81	125	93	0	66	174	81	1	60	170	33	0	1072
05:45 PM	50	84	43	0	62	145	87	0	101	208	109	0	62	163	38	0	1152
Total	217	353	132	0	243	554	345	0	349	813	290	1	250	669	163	1	4380
Grand Total	382	689	205	0	484	1085	609	0	651	1678	530	3	460	1300	323	4	8403
Apprch %	29.9	54	16.1	0	22.2	49.8	28	0	22.7	58.6	18.5	0.1	22	62.3	15.5	0.2	
Total %	4.5	8.2	2.4	0	5.8	12.9	7.2	0	7.7	20	6.3	0	5.5	15.5	3.8	0	

Start Time	Land Blvd From North					O'Brien Hwy From East					Land Blvd From South					O'Brien Hwy From West					Int. Total
	Left	Thru	Right	U-TR	App. Total	Left	Thru	Right	U-TR	App. Total	Left	Thru	Right	U-TR	App. Total	Left	Thru	Right	U-TR	App. Total	
Peak Hour Analysis From 04:00 PM to 05:45 PM - Peak 1 of 1																					
Peak Hour for Entire Intersection Begins at 05:00 PM																					
05:00 PM	58	87	24	0	169	67	122	85	0	274	81	233	81	0	395	57	166	37	1	261	1099
05:15 PM	44	92	32	0	168	33	162	80	0	275	101	198	19	0	318	71	170	55	0	296	1057
05:30 PM	65	90	33	0	188	81	125	93	0	299	66	174	81	1	322	60	170	33	0	263	1072
05:45 PM	50	84	43	0	177	62	145	87	0	294	101	208	109	0	418	62	163	38	0	263	1152
Total Volume	217	353	132	0	702	243	554	345	0	1142	349	813	290	1	1453	250	669	163	1	1083	4380
% App. Total	30.9	50.3	18.8	0		21.3	48.5	30.2	0		24	56	20	0.1		23.1	61.8	15.1	0.1		
PHF	.835	.959	.767	.000	.934	.750	.855	.927	.000	.955	.864	.872	.665	.250	.869	.880	.984	.741	.250	.915	.951

Accurate Counts
978-664-2565

File Name : LG038006
Site Code : LG038006
Start Date : 5/15/2013
Page No : 2

N/S Street : Land Boulevard
E/W Street: O'Brien Highway
City/State : Cambridge, MA
Weather : Clear



Peak Hour Analysis From 04:00 PM to 05:45 PM - Peak 1 of 1

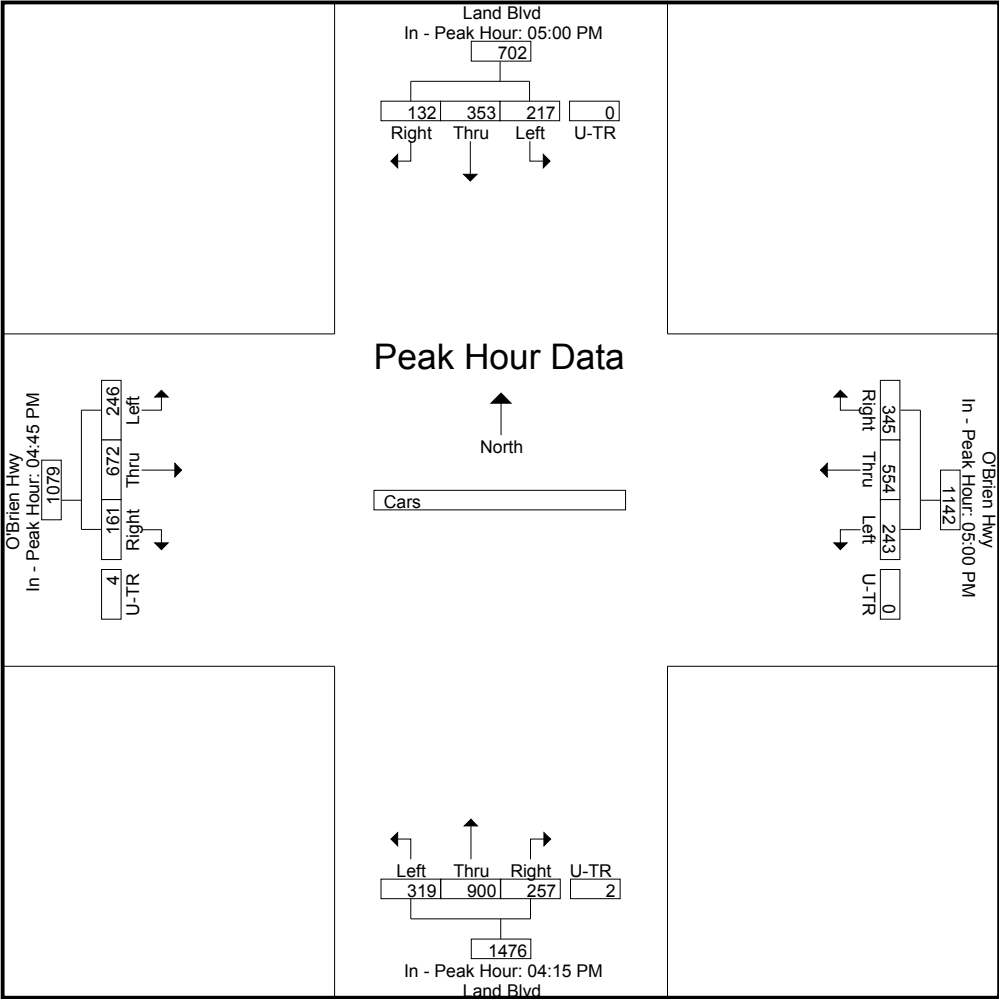
Peak Hour for Each Approach Begins at:

	05:00 PM					05:00 PM					04:15 PM					04:45 PM				
+0 mins.	58	87	24	0	169	67	122	85	0	274	72	224	66	2	364	58	166	36	3	263
+15 mins.	44	92	32	0	168	33	162	80	0	275	75	236	54	0	365	57	166	37	1	261
+30 mins.	65	90	33	0	188	81	125	93	0	299	91	207	56	0	354	71	170	55	0	296
+45 mins.	50	84	43	0	177	62	145	87	0	294	81	233	81	0	395	60	170	33	0	263
Total Volume	217	353	132	0	702	243	554	345	0	1142	319	900	257	2	1478	246	672	161	4	1083
% App. Total	30.9	50.3	18.8	0		21.3	48.5	30.2	0		21.6	60.9	17.4	0.1		22.7	62	14.9	0.4	
PHF	.835	.959	.767	.000	.934	.750	.855	.927	.000	.955	.876	.953	.793	.250	.935	.866	.988	.732	.333	.915

Accurate Counts
978-664-2565

N/S Street : Land Boulevard
 E/W Street: O'Brien Highway
 City/State : Cambridge, MA
 Weather : Clear

File Name : LG038006
 Site Code : LG038006
 Start Date : 5/15/2013
 Page No : 3



Accurate Counts
978-664-2565

N/S Street : Land Boulevard
E/W Street: O'Brien Highway
City/State : Cambridge, MA
Weather : Clear

File Name : LG038006
Site Code : LG038006
Start Date : 5/15/2013
Page No : 1

Groups Printed- Trucks

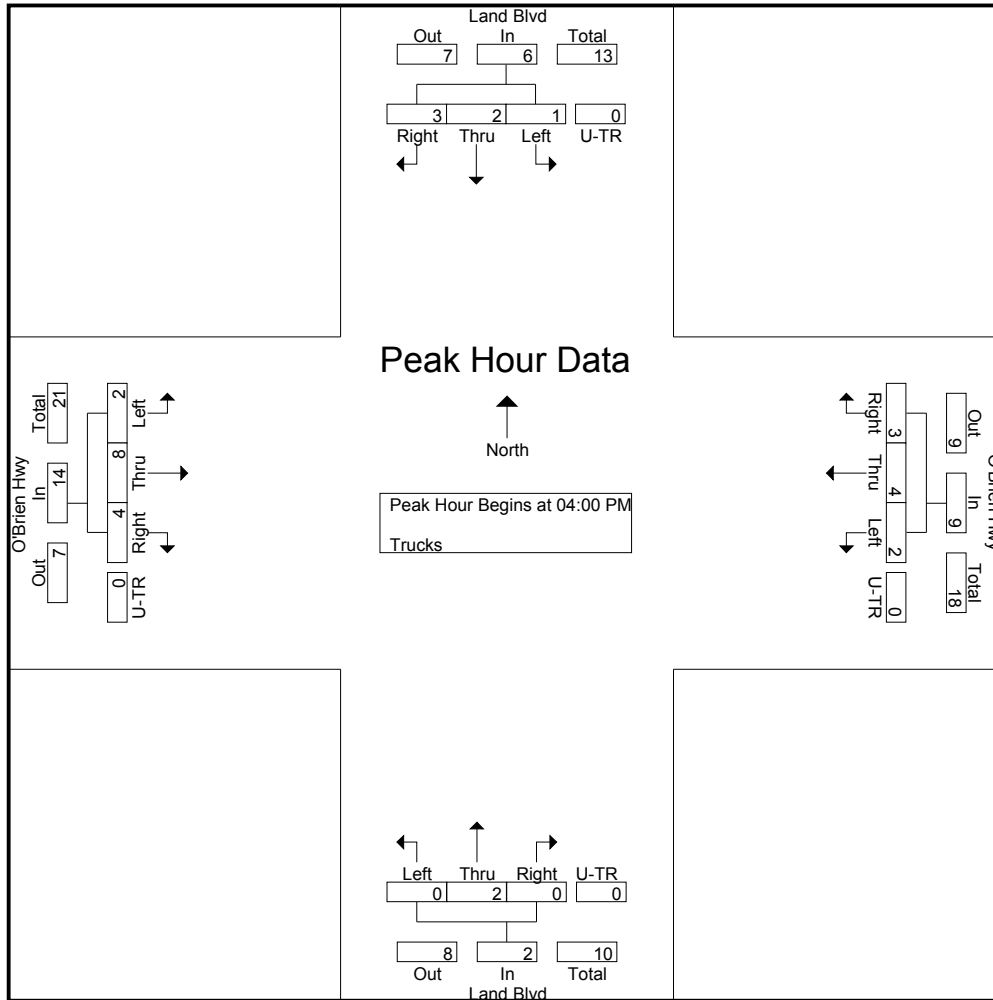
Start Time	Land Blvd From North				O'Brien Hwy From East				Land Blvd From South				O'Brien Hwy From West				Int. Total
	Left	Thru	Right	U-TR	Left	Thru	Right	U-TR	Left	Thru	Right	U-TR	Left	Thru	Right	U-TR	
04:00 PM	1	0	1	0	1	1	0	0	0	0	0	0	0	2	0	0	6
04:15 PM	0	0	0	0	0	0	1	0	0	1	0	0	1	2	2	0	7
04:30 PM	0	1	1	0	0	1	0	0	0	0	0	0	0	3	1	0	7
04:45 PM	0	1	1	0	1	2	2	0	0	1	0	0	1	1	1	0	11
Total	1	2	3	0	2	4	3	0	0	2	0	0	2	8	4	0	31
05:00 PM	0	0	2	0	0	1	0	0	0	0	1	0	1	0	0	0	5
05:15 PM	0	0	0	0	0	0	0	0	0	1	0	0	1	0	0	0	2
05:30 PM	0	0	0	0	0	0	2	0	0	0	0	0	3	0	1	0	6
05:45 PM	0	0	0	0	0	0	1	0	0	0	0	0	0	1	0	0	2
Total	0	0	2	0	0	1	3	0	0	1	1	0	5	1	1	0	15
Grand Total	1	2	5	0	2	5	6	0	0	3	1	0	7	9	5	0	46
Apprch %	12.5	25	62.5	0	15.4	38.5	46.2	0	0	75	25	0	33.3	42.9	23.8	0	
Total %	2.2	4.3	10.9	0	4.3	10.9	13	0	0	6.5	2.2	0	15.2	19.6	10.9	0	

Start Time	Land Blvd From North					O'Brien Hwy From East					Land Blvd From South					O'Brien Hwy From West					Int. Total
	Left	Thru	Right	U-TR	App. Total	Left	Thru	Right	U-TR	App. Total	Left	Thru	Right	U-TR	App. Total	Left	Thru	Right	U-TR	App. Total	
Peak Hour Analysis From 04:00 PM to 05:45 PM - Peak 1 of 1																					
Peak Hour for Entire Intersection Begins at 04:00 PM																					
04:00 PM	1	0	1	0	2	1	1	0	0	2	0	0	0	0	0	0	2	0	0	2	6
04:15 PM	0	0	0	0	0	0	0	1	0	1	0	1	0	0	1	1	2	2	0	5	7
04:30 PM	0	1	1	0	2	0	1	0	0	1	0	0	0	0	0	0	3	1	0	4	7
04:45 PM	0	1	1	0	2	1	2	2	0	5	0	1	0	0	1	1	1	1	0	3	11
Total Volume	1	2	3	0	6	2	4	3	0	9	0	2	0	0	2	2	8	4	0	14	31
% App. Total	16.7	33.3	50	0		22.2	44.4	33.3	0		0	100	0	0		14.3	57.1	28.6	0		
PHF	.250	.500	.750	.000	.750	.500	.500	.375	.000	.450	.000	.500	.000	.000	.500	.500	.667	.500	.000	.700	.705

Accurate Counts
978-664-2565

N/S Street : Land Boulevard
E/W Street: O'Brien Highway
City/State : Cambridge, MA
Weather : Clear

File Name : LG038006
Site Code : LG038006
Start Date : 5/15/2013
Page No : 2



Peak Hour Analysis From 04:00 PM to 05:45 PM - Peak 1 of 1

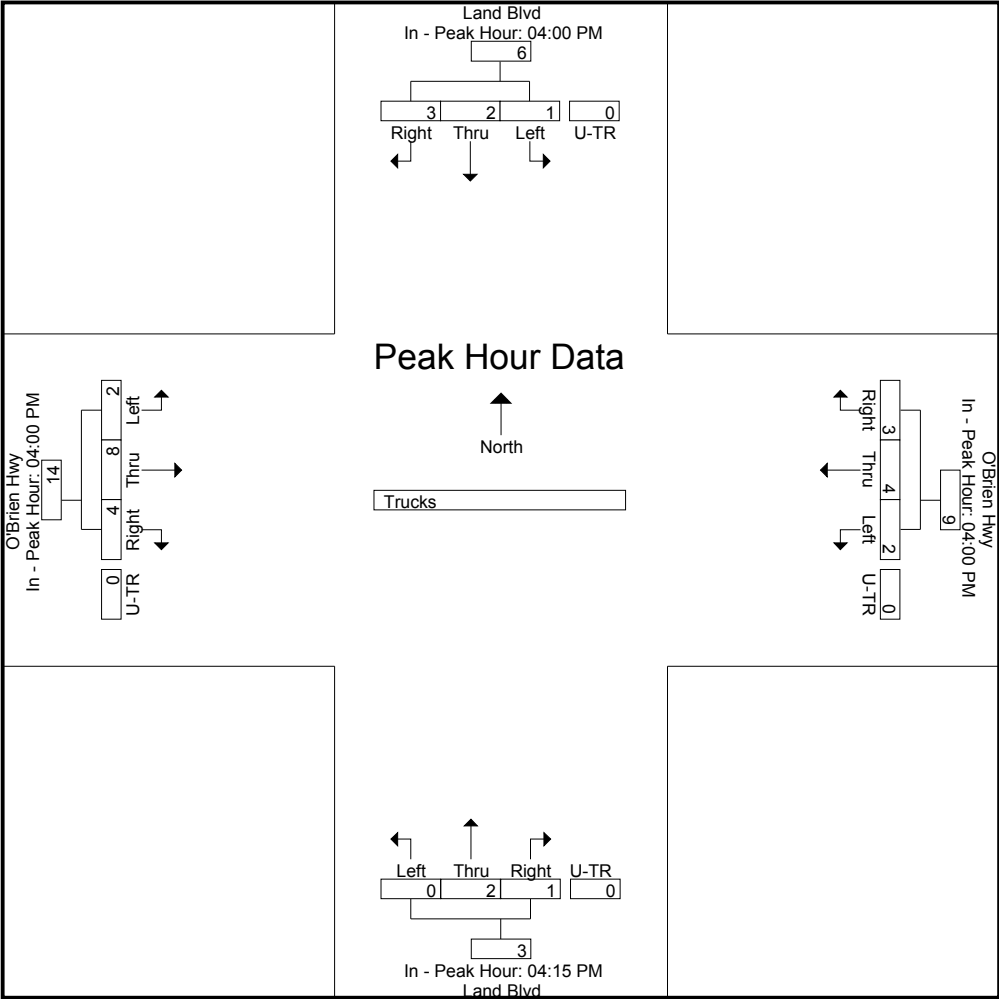
Peak Hour for Each Approach Begins at:

	04:00 PM					04:00 PM					04:15 PM					04:00 PM				
+0 mins.	1	0	1	0	2	1	1	0	0	2	0	1	0	0	1	0	2	0	0	2
+15 mins.	0	0	0	0	0	0	0	1	0	1	0	0	0	0	0	1	2	2	0	5
+30 mins.	0	1	1	0	2	0	1	0	0	1	0	1	0	0	1	0	3	1	0	4
+45 mins.	0	1	1	0	2	1	2	2	0	5	0	0	1	0	1	1	1	1	0	3
Total Volume	1	2	3	0	6	2	4	3	0	9	0	2	1	0	3	2	8	4	0	14
% App. Total	16.7	33.3	50	0		22.2	44.4	33.3	0		0	66.7	33.3	0		14.3	57.1	28.6	0	
PHF	.250	.500	.750	.000	.750	.500	.500	.375	.000	.450	.000	.500	.250	.000	.750	.500	.667	.500	.000	.700

Accurate Counts
978-664-2565

N/S Street : Land Boulevard
 E/W Street: O'Brien Highway
 City/State : Cambridge, MA
 Weather : Clear

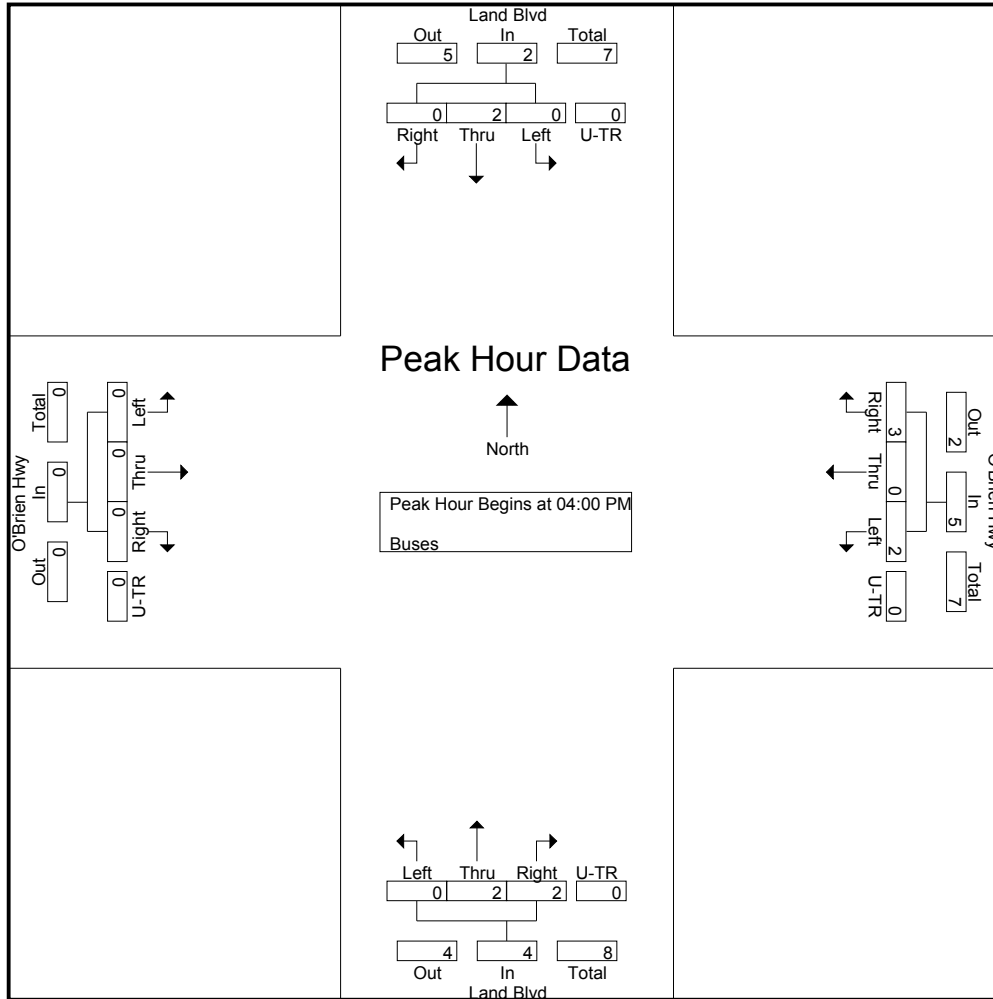
File Name : LG038006
 Site Code : LG038006
 Start Date : 5/15/2013
 Page No : 3



Accurate Counts
978-664-2565

File Name : LG038006
Site Code : LG038006
Start Date : 5/15/2013
Page No : 2

N/S Street : Land Boulevard
E/W Street: O'Brien Highway
City/State : Cambridge, MA
Weather : Clear



Peak Hour Analysis From 04:00 PM to 05:45 PM - Peak 1 of 1
Peak Hour for Each Approach Begins at:

	04:00 PM					04:45 PM					04:00 PM					04:00 PM				
+0 mins.	0	1	0	0	1	0	0	2	0	2	0	0	0	0	0	0	0	0	0	0
+15 mins.	0	0	0	0	0	0	2	1	0	3	0	1	2	0	3	0	0	0	0	0
+30 mins.	0	1	0	0	1	0	2	0	0	2	0	0	0	0	0	0	0	0	0	0
+45 mins.	0	0	0	0	0	0	0	1	0	1	0	1	0	0	1	0	0	0	0	0
Total Volume	0	2	0	0	2	0	4	4	0	8	0	2	2	0	4	0	0	0	0	0
% App. Total	0	100	0	0	0	0	50	50	0	0	0	50	50	0	0	0	0	0	0	0
PHF	.000	.500	.000	.000	.500	.000	.500	.500	.000	.667	.000	.500	.250	.000	.333	.000	.000	.000	.000	.000

Accurate Counts
978-664-2565

N/S Street : Land Boulevard
E/W Street: O'Brien Highway
City/State : Cambridge, MA
Weather : Clear

File Name : LG038006
Site Code : LG038006
Start Date : 5/15/2013
Page No : 1

Groups Printed- Peds

	Land Blvd From North	O'Brien Hwy From East	Land Blvd From South	O'Brien Hwy From West	Int. Total
Start Time	Peds	Peds	Peds	Peds	
04:00 PM	2	4	26	24	56
04:15 PM	1	3	37	21	62
04:30 PM	11	5	23	20	59
04:45 PM	9	3	30	26	68
Total	23	15	116	91	245
05:00 PM	7	6	36	36	85
05:15 PM	3	3	28	50	84
05:30 PM	3	13	55	36	107
05:45 PM	1	9	46	34	90
Total	14	31	165	156	366
Grand Total	37	46	281	247	611
Apprch %	100	100	100	100	
Total %	6.1	7.5	46	40.4	

Start Time	Land Blvd From North		O'Brien Hwy From East		Land Blvd From South		O'Brien Hwy From West		Int. Total
	Peds	App. Total	Peds	App. Total	Peds	App. Total	Peds	App. Total	
05:00 PM	7	7	6	6	36	36	36	36	85
05:15 PM	3	3	3	3	28	28	50	50	84
05:30 PM	3	3	13	13	55	55	36	36	107
05:45 PM	1	1	9	9	46	46	34	34	90
Total Volume	14	14	31	31	165	165	156	156	366
% App. Total	100		100		100		100		
PHF	.500	.500	.596	.596	.750	.750	.780	.780	.855

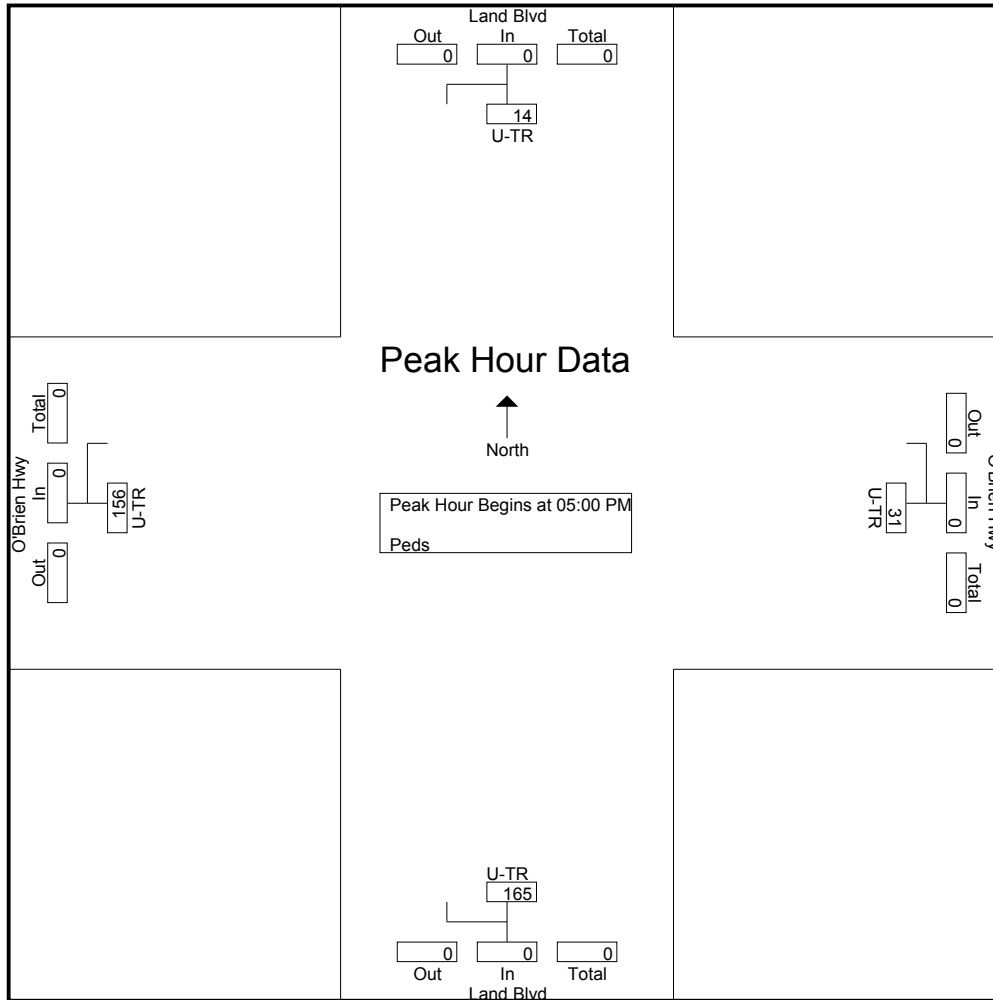
Peak Hour Analysis From 04:00 PM to 05:45 PM - Peak 1 of 1

Peak Hour for Entire Intersection Begins at 05:00 PM

Accurate Counts
978-664-2565

File Name : LG038006
Site Code : LG038006
Start Date : 5/15/2013
Page No : 2

N/S Street : Land Boulevard
E/W Street: O'Brien Highway
City/State : Cambridge, MA
Weather : Clear



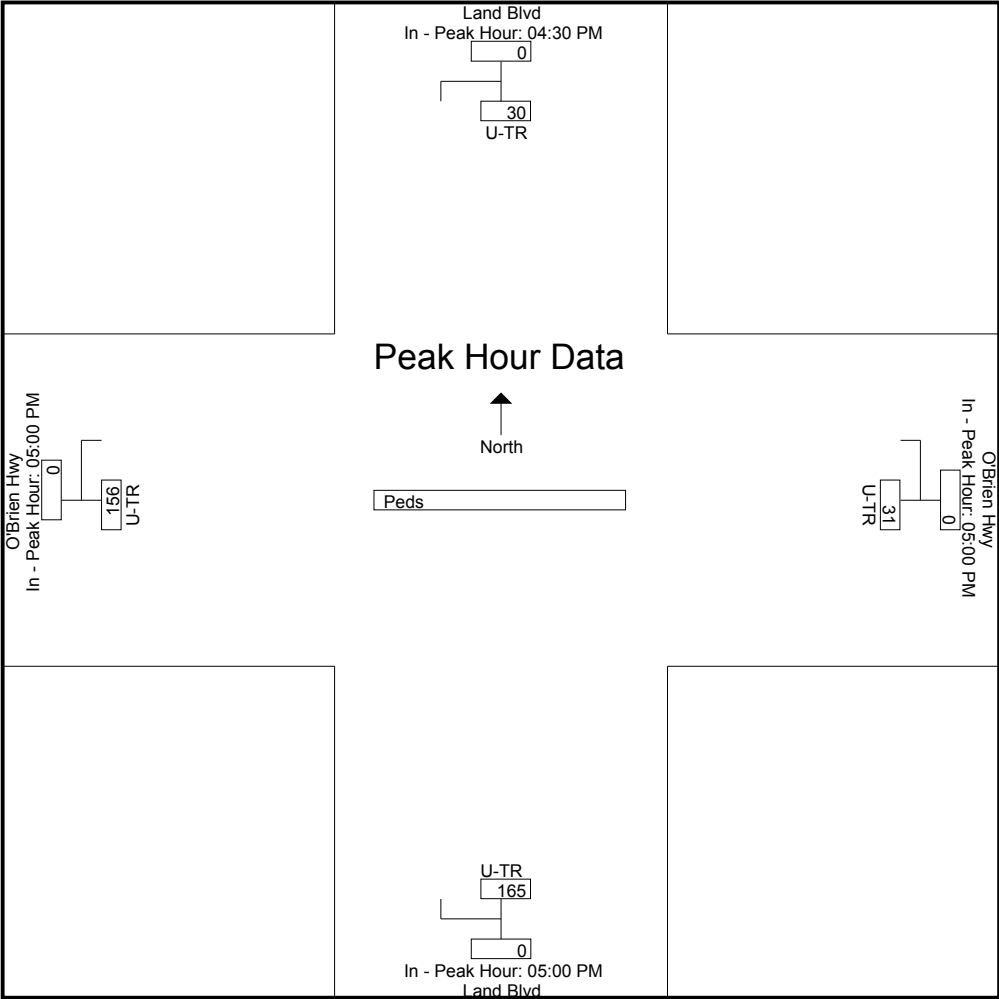
Peak Hour Analysis From 04:00 PM to 05:45 PM - Peak 1 of 1
Peak Hour for Each Approach Begins at:

	04:30 PM		05:00 PM		05:00 PM		05:00 PM	
+0 mins.	11	11	6	6	36	36	36	36
+15 mins.	9	9	3	3	28	28	50	50
+30 mins.	7	7	13	13	55	55	36	36
+45 mins.	3	3	9	9	46	46	34	34
Total Volume	30	30	31	31	165	165	156	156
% App. Total	100	100	100	100	100	100	100	100
PHF	.682	.682	.596	.596	.750	.750	.780	.780

Accurate Counts
978-664-2565

N/S Street : Land Boulevard
E/W Street: O'Brien Highway
City/State : Cambridge, MA
Weather : Clear

File Name : LG038006
Site Code : LG038006
Start Date : 5/15/2013
Page No : 3



Accurate Counts
978-664-2565

N/S Street : Land Boulevard
E/W Street: O'Brien Highway
City/State : Cambridge, MA
Weather : Clear

File Name : lg0380S6
Site Code : LG038006
Start Date : 5/18/2013
Page No : 1

Groups Printed- Cars - Trucks - Buses


Start Time	Land Blvd From North				O'Brien Hwy From East				Land Blvd From South				O'Brien Hwy From West				Int. Total
	Left	Thru	Right	U-TR	Left	Thru	Right	U-TR	Left	Thru	Right	U-TR	Left	Thru	Right	U-TR	
12:00 PM	72	116	23	0	60	150	36	1	31	70	72	1	35	150	47	1	865
12:15 PM	63	123	29	0	65	143	42	0	27	85	63	1	53	208	43	2	947
12:30 PM	73	123	34	0	68	131	34	0	28	85	44	1	38	158	63	3	883
12:45 PM	60	112	27	0	74	152	32	1	39	85	42	0	42	190	40	1	897
Total	268	474	113	0	267	576	144	2	125	325	221	3	168	706	193	7	3592
01:00 PM	78	112	23	0	71	123	29	0	23	106	62	0	29	201	53	1	911
01:15 PM	53	102	30	0	64	174	26	1	28	90	63	2	37	181	41	1	893
01:30 PM	76	129	27	0	67	170	26	0	32	131	62	4	38	159	35	0	956
01:45 PM	60	135	21	0	83	150	17	1	35	123	72	0	37	182	39	0	955
Total	267	478	101	0	285	617	98	2	118	450	259	6	141	723	168	2	3715
Grand Total	535	952	214	0	552	1193	242	4	243	775	480	9	309	1429	361	9	7307
Apprch %	31.5	56	12.6	0	27.7	59.9	12.2	0.2	16.1	51.4	31.9	0.6	14.7	67.8	17.1	0.4	
Total %	7.3	13	2.9	0	7.6	16.3	3.3	0.1	3.3	10.6	6.6	0.1	4.2	19.6	4.9	0.1	
Cars	529	944	210	0	550	1185	234	4	242	768	476	9	303	1413	361	9	7237
% Cars	98.9	99.2	98.1	0	99.6	99.3	96.7	100	99.6	99.1	99.2	100	98.1	98.9	100	100	99
Trucks	1	7	2	0	2	8	2	0	1	7	3	0	6	6	0	0	45
% Trucks	0.2	0.7	0.9	0	0.4	0.7	0.8	0	0.4	0.9	0.6	0	1.9	0.4	0	0	0.6
Buses	5	1	2	0	0	0	6	0	0	0	1	0	0	10	0	0	25
% Buses	0.9	0.1	0.9	0	0	0	2.5	0	0	0	0.2	0	0	0.7	0	0	0.3

Start Time	Land Blvd From North					O'Brien Hwy From East					Land Blvd From South					O'Brien Hwy From West					Int. Total
	Left	Thru	Right	U-TR	App. Total	Left	Thru	Right	U-TR	App. Total	Left	Thru	Right	U-TR	App. Total	Left	Thru	Right	U-TR	App. Total	
Peak Hour Analysis From 12:00 PM to 01:45 PM - Peak 1 of 1																					
Peak Hour for Entire Intersection Begins at 01:00 PM																					
01:00 PM	78	112	23	0	213	71	123	29	0	223	23	106	62	0	191	29	201	53	1	284	911
01:15 PM	53	102	30	0	185	64	174	26	1	265	28	90	63	2	183	37	181	41	1	260	893
01:30 PM	76	129	27	0	232	67	170	26	0	263	32	131	62	4	229	38	159	35	0	232	956
01:45 PM	60	135	21	0	216	83	150	17	1	251	35	123	72	0	230	37	182	39	0	258	955
Total Volume	267	478	101	0	846	285	617	98	2	1002	118	450	259	6	833	141	723	168	2	1034	3715
% App. Total	31.6	56.5	11.9	0		28.4	61.6	9.8	0.2		14.2	54	31.1	0.7		13.6	69.9	16.2	0.2		
PHF	.856	.885	.842	.000	.912	.858	.886	.845	.500	.945	.843	.859	.899	.375	.905	.928	.899	.792	.500	.910	.971
Cars	263	475	98	0	836	285	612	92	2	991	117	447	256	6	826	140	716	168	2	1026	3679
% Cars	98.5	99.4	97.0	0	98.8	100	99.2	93.9	100	98.9	99.2	99.3	98.8	100	99.2	99.3	99.0	100	100	99.2	99.0
Trucks	1	3	1	0	5	0	5	2	0	7	1	3	2	0	6	1	4	0	0	5	23
% Trucks	0.4	0.6	1.0	0	0.6	0	0.8	2.0	0	0.7	0.8	0.7	0.8	0	0.7	0.7	0.6	0	0	0.5	0.6
Buses	3	0	2	0	5	0	0	4	0	4	0	0	1	0	1	0	3	0	0	3	13
% Buses	1.1	0	2.0	0	0.6	0	0	4.1	0	0.4	0	0	0.4	0	0.1	0	0.4	0	0	0.3	0.3

Accurate Counts
978-664-2565

File Name : lg0380S6
Site Code : LG038006
Start Date : 5/18/2013
Page No : 2

N/S Street : Land Boulevard
E/W Street: O'Brien Highway
City/State : Cambridge, MA
Weather : Clear



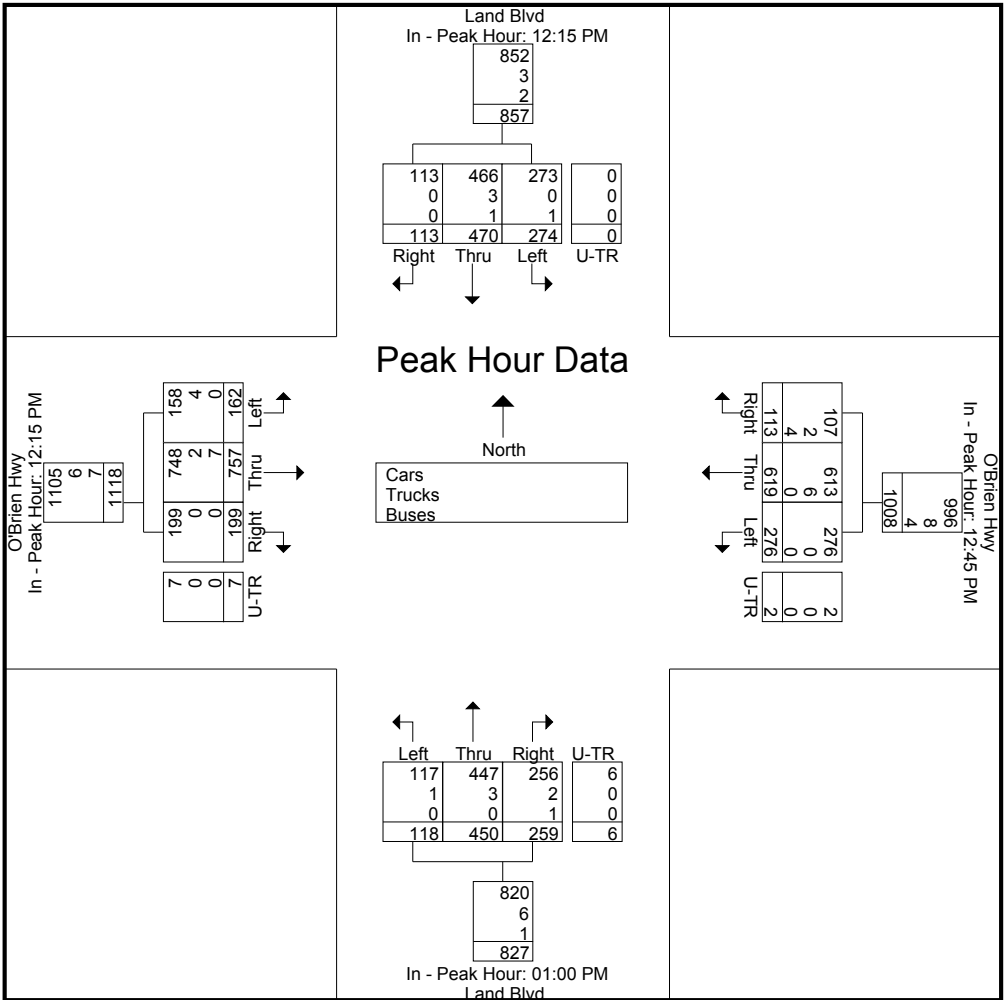
Peak Hour Analysis From 12:00 PM to 01:45 PM - Peak 1 of 1

Peak Hour for Each Approach Begins at:

	12:15 PM					12:45 PM					01:00 PM					12:15 PM				
+0 mins.	63	123	29	0	215	74	152	32	1	259	23	106	62	0	191	53	208	43	2	306
+15 mins.	73	123	34	0	230	71	123	29	0	223	28	90	63	2	183	38	158	63	3	262
+30 mins.	60	112	27	0	199	64	174	26	1	265	32	131	62	4	229	42	190	40	1	273
+45 mins.	78	112	23	0	213	67	170	26	0	263	35	123	72	0	230	29	201	53	1	284
Total Volume	274	470	113	0	857	276	619	113	2	1010	118	450	259	6	833	162	757	199	7	1125
% App. Total	32	54.8	13.2	0		27.3	61.3	11.2	0.2		14.2	54	31.1	0.7		14.4	67.3	17.7	0.6	
PHF	.878	.955	.831	.000	.932	.932	.889	.883	.500	.953	.843	.859	.899	.375	.905	.764	.910	.790	.583	.919
Cars	273	466	113	0	852	276	613	107	2	998	117	447	256	6	826	158	748	199	7	1112
% Cars	99.6	99.1	100	0	99.4	100	99	94.7	100	98.8	99.2	99.3	98.8	100	99.2	97.5	98.8	100	100	98.8
Trucks	0	3	0	0	3	0	6	2	0	8	1	3	2	0	6	4	2	0	0	6

Accurate Counts
978-664-2565

Buses	1	1	0	0	2	0	0	4	0	4	0	0	1	0	1	0	7	0	0	7
% Buses	0.4	0.2	0	0	0.2	0	0	3.5	0	0.4	0	0	0.4	0	0.1	0	0.9	0	0	0.6



Accurate Counts
978-664-2565

N/S Street : Land Boulevard
E/W Street: O'Brien Highway
City/State : Cambridge, MA
Weather : Clear

File Name : lg0380S6
Site Code : LG038006
Start Date : 5/18/2013
Page No : 1

Groups Printed- Cars

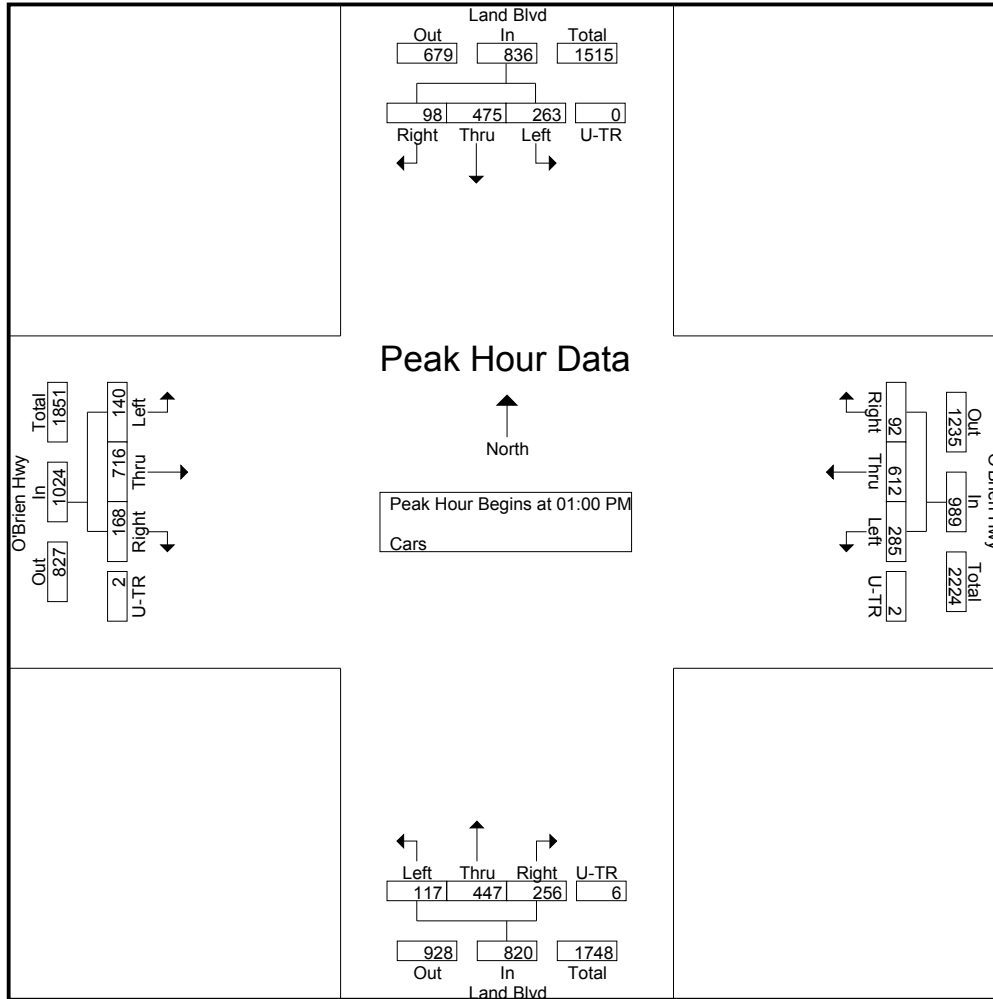
Start Time	Land Blvd From North				O'Brien Hwy From East				Land Blvd From South				O'Brien Hwy From West				Int. Total
	Left	Thru	Right	U-TR	Left	Thru	Right	U-TR	Left	Thru	Right	U-TR	Left	Thru	Right	U-TR	
12:00 PM	71	115	22	0	58	150	35	1	31	69	72	1	34	149	47	1	856
12:15 PM	62	121	29	0	65	142	42	0	27	83	63	1	51	208	43	2	939
12:30 PM	73	122	34	0	68	130	33	0	28	84	43	1	38	154	63	3	874
12:45 PM	60	111	27	0	74	151	32	1	39	85	42	0	40	186	40	1	889
Total	266	469	112	0	265	573	142	2	125	321	220	3	163	697	193	7	3558
01:00 PM	78	112	23	0	71	123	27	0	23	106	61	0	29	200	53	1	907
01:15 PM	51	101	29	0	64	172	23	1	27	88	62	2	36	178	41	1	876
01:30 PM	75	127	27	0	67	167	25	0	32	130	61	4	38	158	35	0	946
01:45 PM	59	135	19	0	83	150	17	1	35	123	72	0	37	180	39	0	950
Total	263	475	98	0	285	612	92	2	117	447	256	6	140	716	168	2	3679
Grand Total	529	944	210	0	550	1185	234	4	242	768	476	9	303	1413	361	9	7237
Apprch %	31.4	56.1	12.5	0	27.9	60.1	11.9	0.2	16.2	51.4	31.8	0.6	14.5	67.7	17.3	0.4	
Total %	7.3	13	2.9	0	7.6	16.4	3.2	0.1	3.3	10.6	6.6	0.1	4.2	19.5	5	0.1	

Start Time	Land Blvd From North					O'Brien Hwy From East					Land Blvd From South					O'Brien Hwy From West					Int. Total
	Left	Thru	Right	U-TR	App. Total	Left	Thru	Right	U-TR	App. Total	Left	Thru	Right	U-TR	App. Total	Left	Thru	Right	U-TR	App. Total	
Peak Hour Analysis From 12:00 PM to 01:45 PM - Peak 1 of 1																					
Peak Hour for Entire Intersection Begins at 01:00 PM																					
01:00 PM	78	112	23	0	213	71	123	27	0	221	23	106	61	0	190	29	200	53	1	283	907
01:15 PM	51	101	29	0	181	64	172	23	1	260	27	88	62	2	179	36	178	41	1	256	876
01:30 PM	75	127	27	0	229	67	167	25	0	259	32	130	61	4	227	38	158	35	0	231	946
01:45 PM	59	135	19	0	213	83	150	17	1	251	35	123	72	0	230	37	180	39	0	256	950
Total Volume	263	475	98	0	836	285	612	92	2	991	117	447	256	6	826	140	716	168	2	1026	3679
% App. Total	31.5	56.8	11.7	0		28.8	61.8	9.3	0.2		14.2	54.1	31	0.7		13.6	69.8	16.4	0.2		
PHF	.843	.880	.845	.000	.913	.858	.890	.852	.500	.953	.836	.860	.889	.375	.898	.921	.895	.792	.500	.906	.968

Accurate Counts
978-664-2565

File Name : lg0380S6
Site Code : LG038006
Start Date : 5/18/2013
Page No : 2

N/S Street : Land Boulevard
E/W Street: O'Brien Highway
City/State : Cambridge, MA
Weather : Clear



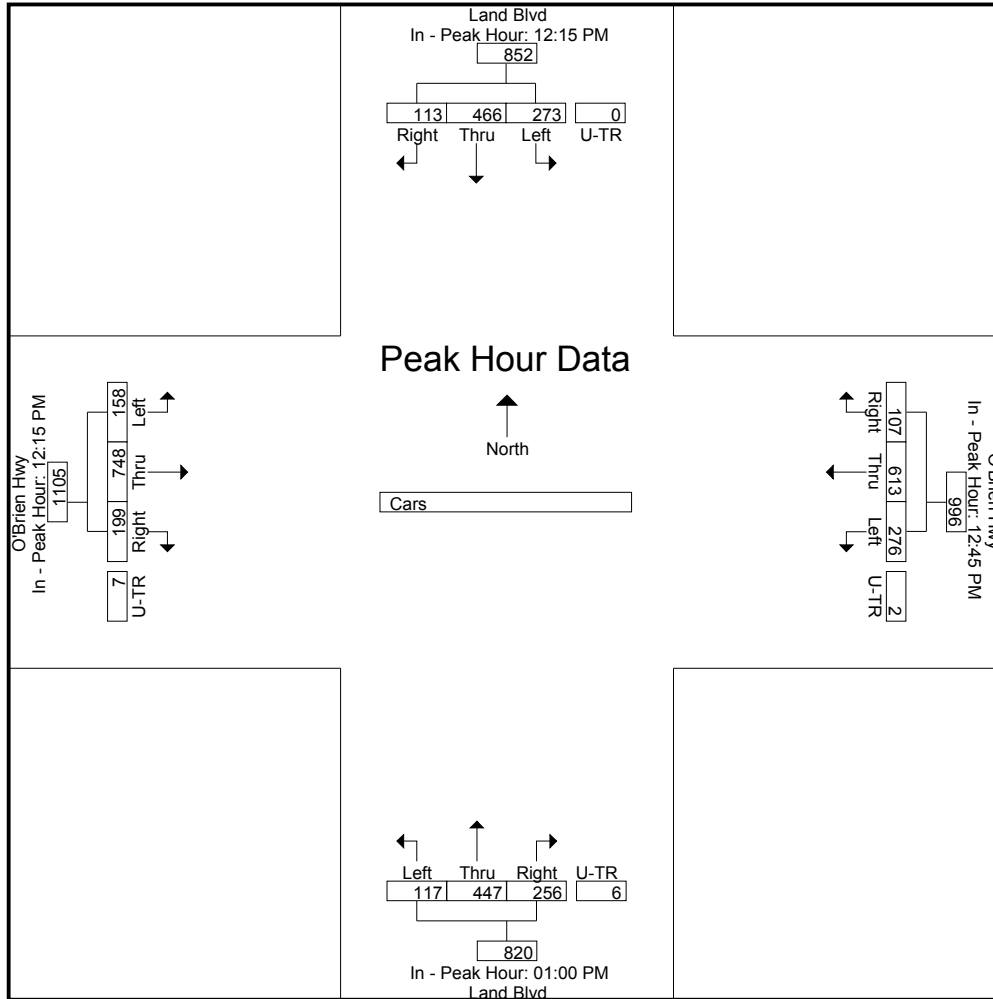
Peak Hour Analysis From 12:00 PM to 01:45 PM - Peak 1 of 1
Peak Hour for Each Approach Begins at:

	12:15 PM					12:45 PM					01:00 PM					12:15 PM				
+0 mins.	62	121	29	0	212	74	151	32	1	258	23	106	61	0	190	51	208	43	2	304
+15 mins.	73	122	34	0	229	71	123	27	0	221	27	88	62	2	179	38	154	63	3	258
+30 mins.	60	111	27	0	198	64	172	23	1	260	32	130	61	4	227	40	186	40	1	267
+45 mins.	78	112	23	0	213	67	167	25	0	259	35	123	72	0	230	29	200	53	1	283
Total Volume	273	466	113	0	852	276	613	107	2	998	117	447	256	6	826	158	748	199	7	1112
% App. Total	32	54.7	13.3	0		27.7	61.4	10.7	0.2		14.2	54.1	31	0.7		14.2	67.3	17.9	0.6	
PHF	.875	.955	.831	.000	.930	.932	.891	.836	.500	.960	.836	.860	.889	.375	.898	.775	.899	.790	.583	.914

Accurate Counts
978-664-2565

File Name : lg0380S6
Site Code : LG038006
Start Date : 5/18/2013
Page No : 3

N/S Street : Land Boulevard
E/W Street: O'Brien Highway
City/State : Cambridge, MA
Weather : Clear



Accurate Counts
978-664-2565

N/S Street : Land Boulevard
E/W Street: O'Brien Highway
City/State : Cambridge, MA
Weather : Clear

File Name : lg0380S6
Site Code : LG038006
Start Date : 5/18/2013
Page No : 1

Groups Printed- Trucks

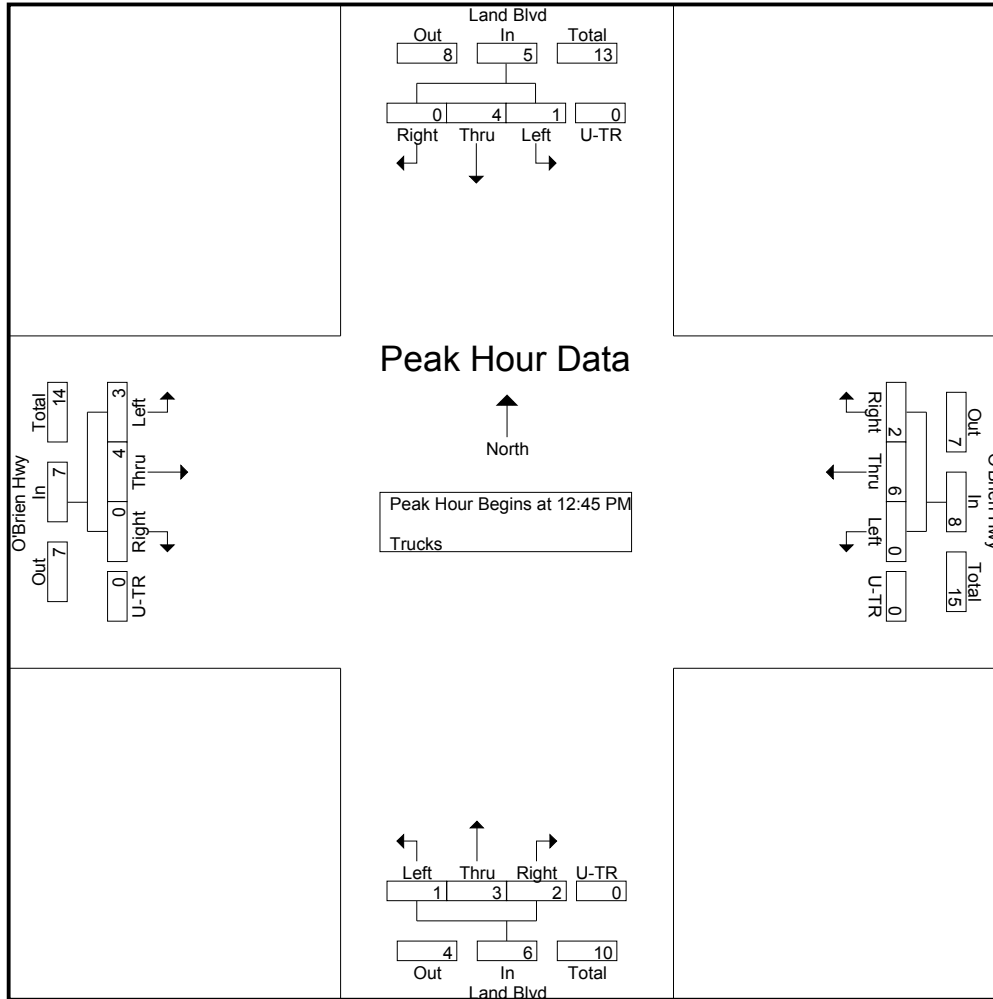
Start Time	Land Blvd From North				O'Brien Hwy From East				Land Blvd From South				O'Brien Hwy From West				Int. Total
	Left	Thru	Right	U-TR	Left	Thru	Right	U-TR	Left	Thru	Right	U-TR	Left	Thru	Right	U-TR	
12:00 PM	0	1	1	0	2	0	0	0	0	1	0	0	1	0	0	0	6
12:15 PM	0	1	0	0	0	1	0	0	0	2	0	0	2	0	0	0	6
12:30 PM	0	1	0	0	0	1	0	0	0	1	1	0	0	0	0	0	4
12:45 PM	0	1	0	0	0	1	0	0	0	0	0	0	2	2	0	0	6
Total	0	4	1	0	2	3	0	0	0	4	1	0	5	2	0	0	22
01:00 PM	0	0	0	0	0	0	1	0	0	0	0	0	0	0	0	0	1
01:15 PM	1	1	0	0	0	2	1	0	1	2	1	0	1	1	0	0	11
01:30 PM	0	2	0	0	0	3	0	0	0	1	1	0	0	1	0	0	8
01:45 PM	0	0	1	0	0	0	0	0	0	0	0	0	0	2	0	0	3
Total	1	3	1	0	0	5	2	0	1	3	2	0	1	4	0	0	23
Grand Total	1	7	2	0	2	8	2	0	1	7	3	0	6	6	0	0	45
Apprch %	10	70	20	0	16.7	66.7	16.7	0	9.1	63.6	27.3	0	50	50	0	0	
Total %	2.2	15.6	4.4	0	4.4	17.8	4.4	0	2.2	15.6	6.7	0	13.3	13.3	0	0	

Start Time	Land Blvd From North					O'Brien Hwy From East					Land Blvd From South					O'Brien Hwy From West					Int. Total
	Left	Thru	Right	U-TR	App. Total	Left	Thru	Right	U-TR	App. Total	Left	Thru	Right	U-TR	App. Total	Left	Thru	Right	U-TR	App. Total	
Peak Hour Analysis From 12:00 PM to 01:45 PM - Peak 1 of 1																					
Peak Hour for Entire Intersection Begins at 12:45 PM																					
12:45 PM	0	1	0	0	1	0	1	0	0	1	0	0	0	0	0	2	2	0	0	4	6
01:00 PM	0	0	0	0	0	0	0	1	0	1	0	0	0	0	0	0	0	0	0	0	1
01:15 PM	1	1	0	0	2	0	2	1	0	3	1	2	1	0	4	1	1	0	0	2	11
01:30 PM	0	2	0	0	2	0	3	0	0	3	0	1	1	0	2	0	1	0	0	1	8
Total Volume	1	4	0	0	5	0	6	2	0	8	1	3	2	0	6	3	4	0	0	7	26
% App. Total	20	80	0	0		0	75	25	0		16.7	50	33.3	0		42.9	57.1	0	0		
PHF	.250	.500	.000	.000	.625	.000	.500	.500	.000	.667	.250	.375	.500	.000	.375	.375	.500	.000	.000	.438	.591

Accurate Counts
978-664-2565

File Name : lg0380S6
Site Code : LG038006
Start Date : 5/18/2013
Page No : 2

N/S Street : Land Boulevard
E/W Street: O'Brien Highway
City/State : Cambridge, MA
Weather : Clear



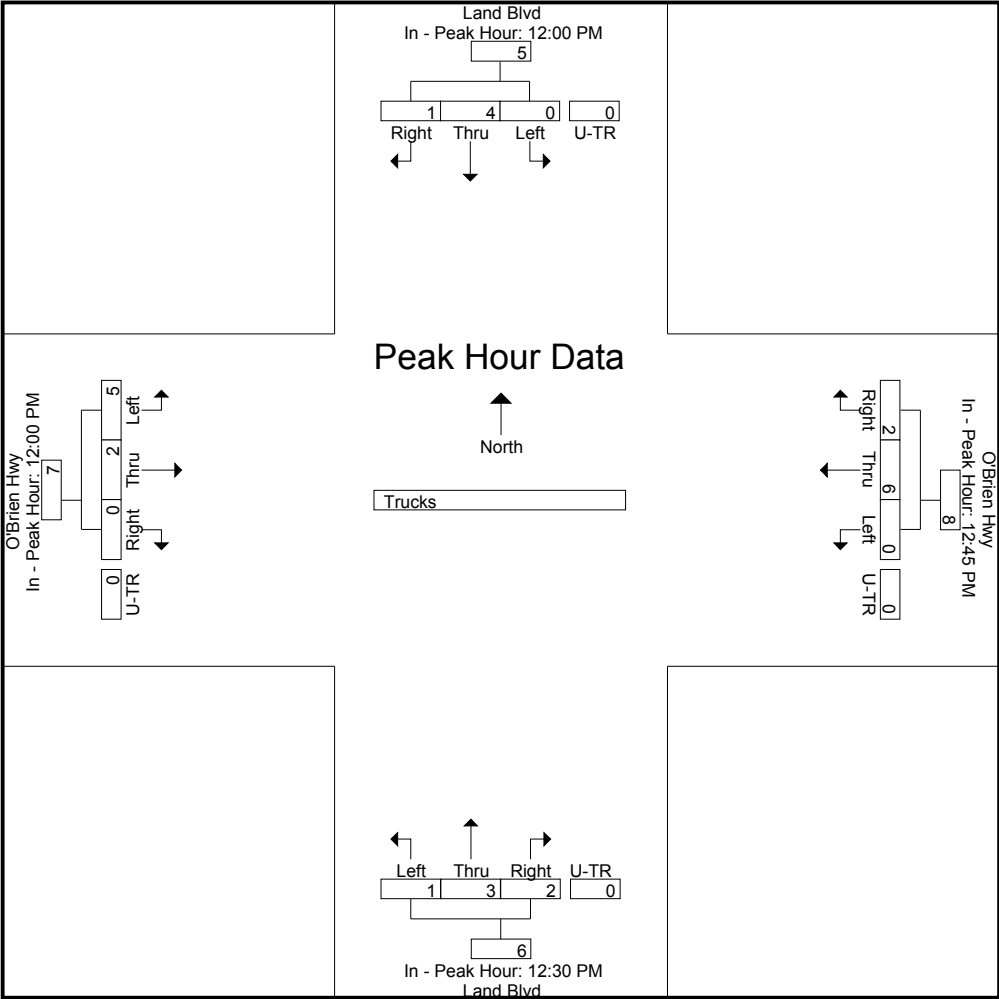
Peak Hour Analysis From 12:00 PM to 01:45 PM - Peak 1 of 1
Peak Hour for Each Approach Begins at:

	12:00 PM					12:45 PM					12:30 PM					12:00 PM				
+0 mins.	0	1	1	0	2	0	1	0	0	1	0	1	1	0	2	1	0	0	0	1
+15 mins.	0	1	0	0	1	0	0	1	0	1	0	0	0	0	0	2	0	0	0	2
+30 mins.	0	1	0	0	1	0	2	1	0	3	0	0	0	0	0	0	0	0	0	0
+45 mins.	0	1	0	0	1	0	3	0	0	3	1	2	1	0	4	2	2	0	0	4
Total Volume	0	4	1	0	5	0	6	2	0	8	1	3	2	0	6	5	2	0	0	7
% App. Total	0	80	20	0		0	75	25	0		16.7	50	33.3	0		71.4	28.6	0	0	
PHF	.000	1.000	.250	.000	.625	.000	.500	.500	.000	.667	.250	.375	.500	.000	.375	.625	.250	.000	.000	.438

Accurate Counts
978-664-2565

N/S Street : Land Boulevard
 E/W Street: O'Brien Highway
 City/State : Cambridge, MA
 Weather : Clear

File Name : lg0380S6
 Site Code : LG038006
 Start Date : 5/18/2013
 Page No : 3



Accurate Counts
978-664-2565

N/S Street : Land Boulevard
E/W Street: O'Brien Highway
City/State : Cambridge, MA
Weather : Clear

File Name : lg0380S6
Site Code : LG038006
Start Date : 5/18/2013
Page No : 1

Groups Printed- Buses

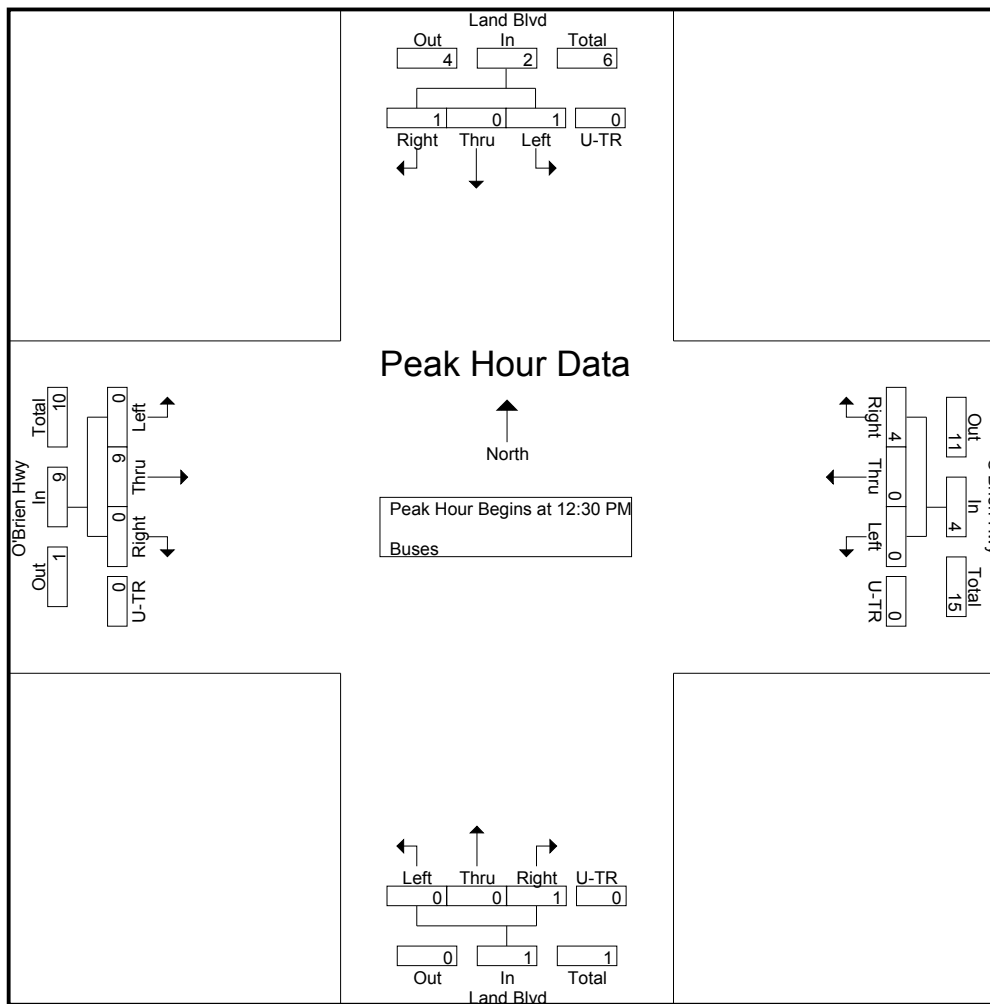
Start Time	Land Blvd From North				O'Brien Hwy From East				Land Blvd From South				O'Brien Hwy From West				Int. Total
	Left	Thru	Right	U-TR	Left	Thru	Right	U-TR	Left	Thru	Right	U-TR	Left	Thru	Right	U-TR	
12:00 PM	1	0	0	0	0	0	1	0	0	0	0	0	0	1	0	0	3
12:15 PM	1	1	0	0	0	0	0	0	0	0	0	0	0	0	0	0	2
12:30 PM	0	0	0	0	0	0	1	0	0	0	0	0	0	4	0	0	5
12:45 PM	0	0	0	0	0	0	0	0	0	0	0	0	0	2	0	0	2
Total	2	1	0	0	0	0	2	0	0	0	0	0	0	7	0	0	12
01:00 PM	0	0	0	0	0	0	1	0	0	0	1	0	0	1	0	0	3
01:15 PM	1	0	1	0	0	0	2	0	0	0	0	0	0	2	0	0	6
01:30 PM	1	0	0	0	0	0	1	0	0	0	0	0	0	0	0	0	2
01:45 PM	1	0	1	0	0	0	0	0	0	0	0	0	0	0	0	0	2
Total	3	0	2	0	0	0	4	0	0	0	1	0	0	3	0	0	13
Grand Total	5	1	2	0	0	0	6	0	0	0	1	0	0	10	0	0	25
Apprch %	62.5	12.5	25	0	0	0	100	0	0	0	100	0	0	100	0	0	
Total %	20	4	8	0	0	0	24	0	0	0	4	0	0	40	0	0	

Start Time	Land Blvd From North					O'Brien Hwy From East					Land Blvd From South					O'Brien Hwy From West					Int. Total
	Left	Thru	Right	U-TR	App. Total	Left	Thru	Right	U-TR	App. Total	Left	Thru	Right	U-TR	App. Total	Left	Thru	Right	U-TR	App. Total	
Peak Hour Analysis From 12:00 PM to 01:45 PM - Peak 1 of 1																					
Peak Hour for Entire Intersection Begins at 12:30 PM																					
12:30 PM	0	0	0	0	0	0	0	1	0	1	0	0	0	0	0	0	4	0	0	4	5
12:45 PM	0	0	0	0	0	0	0	0	0	0	0	0	0	0	0	0	2	0	0	2	2
01:00 PM	0	0	0	0	0	0	0	1	0	1	0	0	1	0	1	0	1	0	0	1	3
01:15 PM	1	0	1	0	2	0	0	2	0	2	0	0	0	0	0	0	2	0	0	2	6
Total Volume	1	0	1	0	2	0	0	4	0	4	0	0	1	0	1	0	9	0	0	9	16
% App. Total	50	0	50	0		0	0	100	0		0	0	100	0		0	100	0	0		
PHF	.250	.000	.250	.000	.250	.000	.000	.500	.000	.500	.000	.000	.250	.000	.250	.000	.563	.000	.000	.563	.667

Accurate Counts
978-664-2565

File Name : lg0380S6
Site Code : LG038006
Start Date : 5/18/2013
Page No : 2

N/S Street : Land Boulevard
E/W Street: O'Brien Highway
City/State : Cambridge, MA
Weather : Clear



Peak Hour Analysis From 12:00 PM to 01:45 PM - Peak 1 of 1

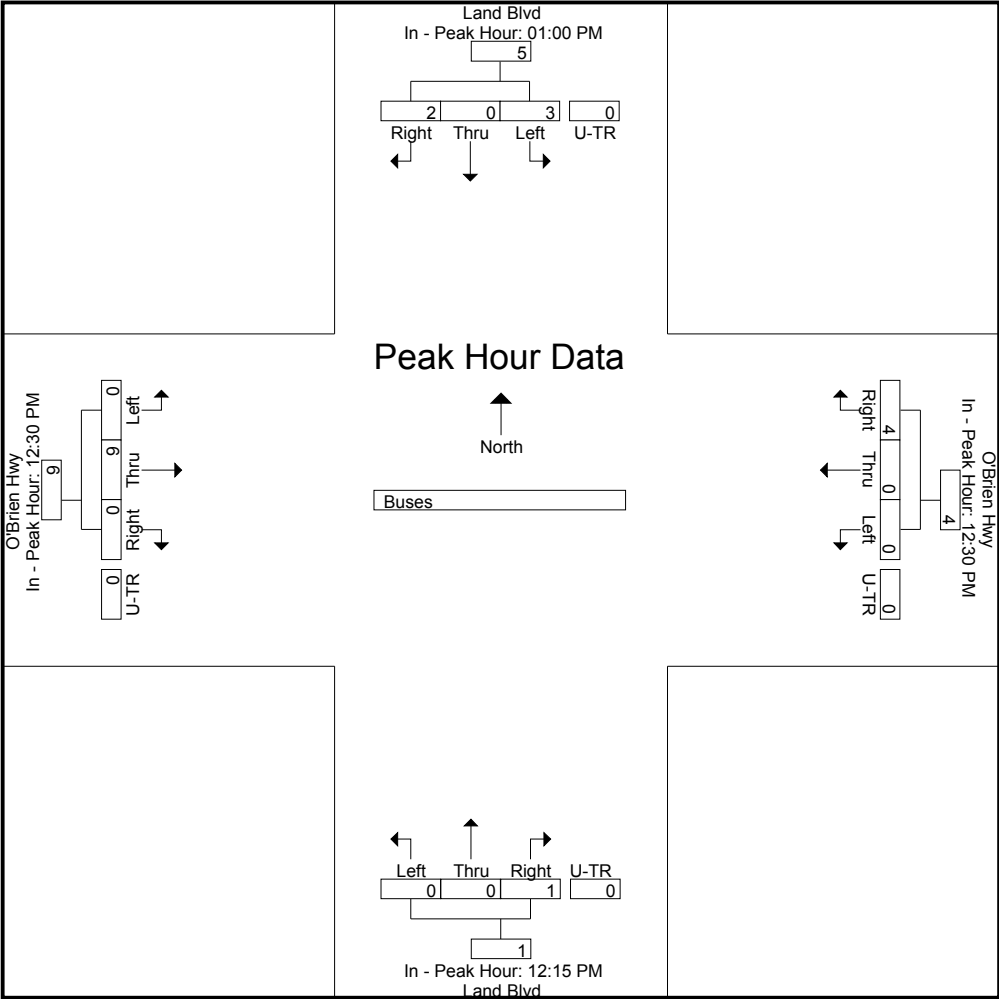
Peak Hour for Each Approach Begins at:

	01:00 PM					12:30 PM					12:15 PM					12:30 PM				
+0 mins.	0	0	0	0	0	0	0	1	0	1	0	0	0	0	0	0	4	0	0	4
+15 mins.	1	0	1	0	2	0	0	0	0	0	0	0	0	0	0	0	2	0	0	2
+30 mins.	1	0	0	0	1	0	0	1	0	1	0	0	0	0	0	0	1	0	0	1
+45 mins.	1	0	1	0	2	0	0	2	0	2	0	0	1	0	1	0	2	0	0	2
Total Volume	3	0	2	0	5	0	0	4	0	4	0	0	1	0	1	0	9	0	0	9
% App. Total	60	0	40	0	0	0	0	100	0	0	0	0	100	0	0	0	100	0	0	0
PHF	.750	.000	.500	.000	.625	.000	.000	.500	.000	.500	.000	.000	.250	.000	.250	.000	.563	.000	.000	.563

Accurate Counts
978-664-2565

N/S Street : Land Boulevard
 E/W Street: O'Brien Highway
 City/State : Cambridge, MA
 Weather : Clear

File Name : lg0380S6
 Site Code : LG038006
 Start Date : 5/18/2013
 Page No : 3



Accurate Counts
978-664-2565

File Name : lg0380S6
Site Code : LG038006
Start Date : 5/18/2013
Page No : 1

N/S Street : Land Boulevard
E/W Street: O'Brien Highway
City/State : Cambridge, MA
Weather : Clear

Groups Printed- Peds

	Land Blvd From North	O'Brien Hwy From East	Land Blvd From South	O'Brien Hwy From West	Int. Total
Start Time	Peds	Peds	Peds	Peds	
12:00 PM	3	5	34	24	66
12:15 PM	0	0	42	19	61
12:30 PM	14	12	28	14	68
12:45 PM	2	0	12	5	19
Total	19	17	116	62	214
01:00 PM	5	5	27	4	41
01:15 PM	4	0	11	14	29
01:30 PM	4	4	22	11	41
01:45 PM	6	0	28	15	49
Total	19	9	88	44	160
Grand Total	38	26	204	106	374
Apprch %	100	100	100	100	
Total %	10.2	7	54.5	28.3	

Start Time	Land Blvd From North		O'Brien Hwy From East		Land Blvd From South		O'Brien Hwy From West		Int. Total
	Peds	App. Total	Peds	App. Total	Peds	App. Total	Peds	App. Total	
12:00 PM	3	3	5	5	34	34	24	24	66
12:15 PM	0	0	0	0	42	42	19	19	61
12:30 PM	14	14	12	12	28	28	14	14	68
12:45 PM	2	2	0	0	12	12	5	5	19
Total Volume	19	19	17	17	116	116	62	62	214
% App. Total	100		100		100		100		
PHF	.339	.339	.354	.354	.690	.690	.646	.646	.787

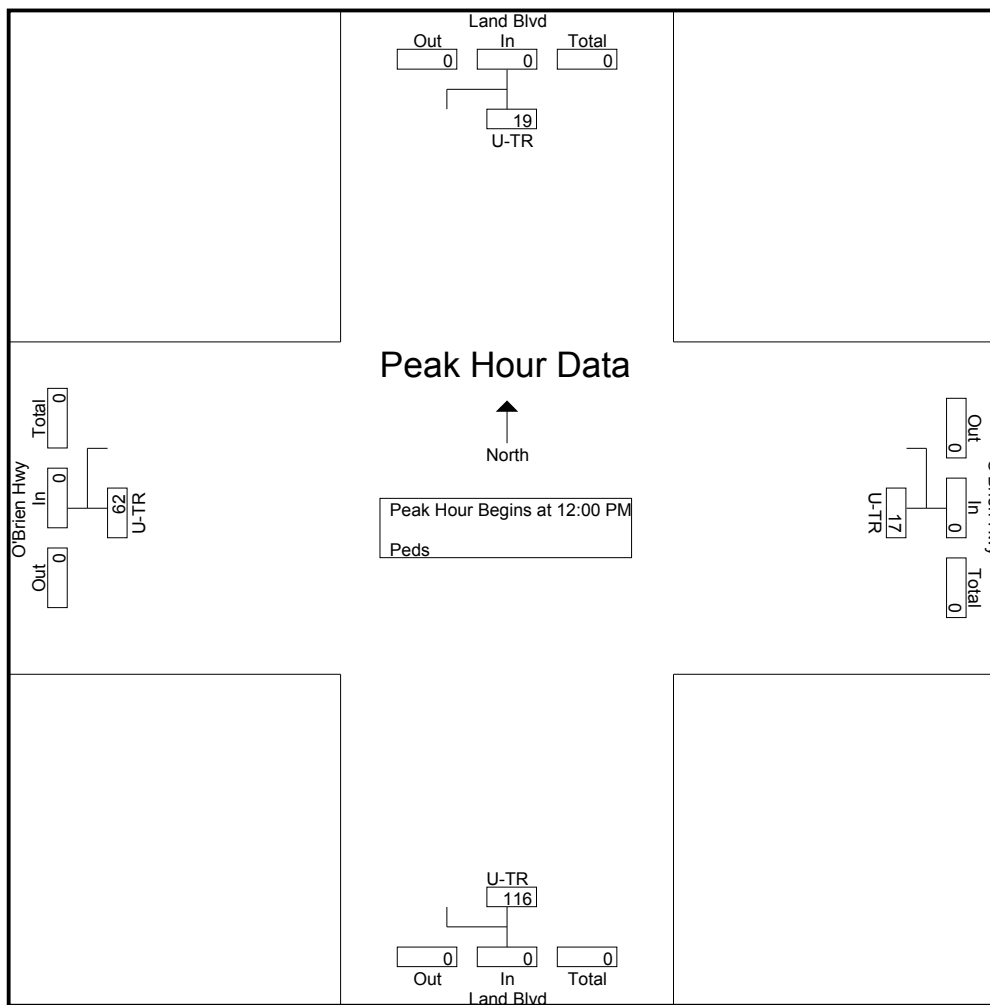
Peak Hour Analysis From 12:00 PM to 01:45 PM - Peak 1 of 1

Peak Hour for Entire Intersection Begins at 12:00 PM

Accurate Counts
978-664-2565

File Name : lg0380S6
Site Code : LG038006
Start Date : 5/18/2013
Page No : 2

N/S Street : Land Boulevard
E/W Street: O'Brien Highway
City/State : Cambridge, MA
Weather : Clear



Peak Hour Analysis From 12:00 PM to 01:45 PM - Peak 1 of 1

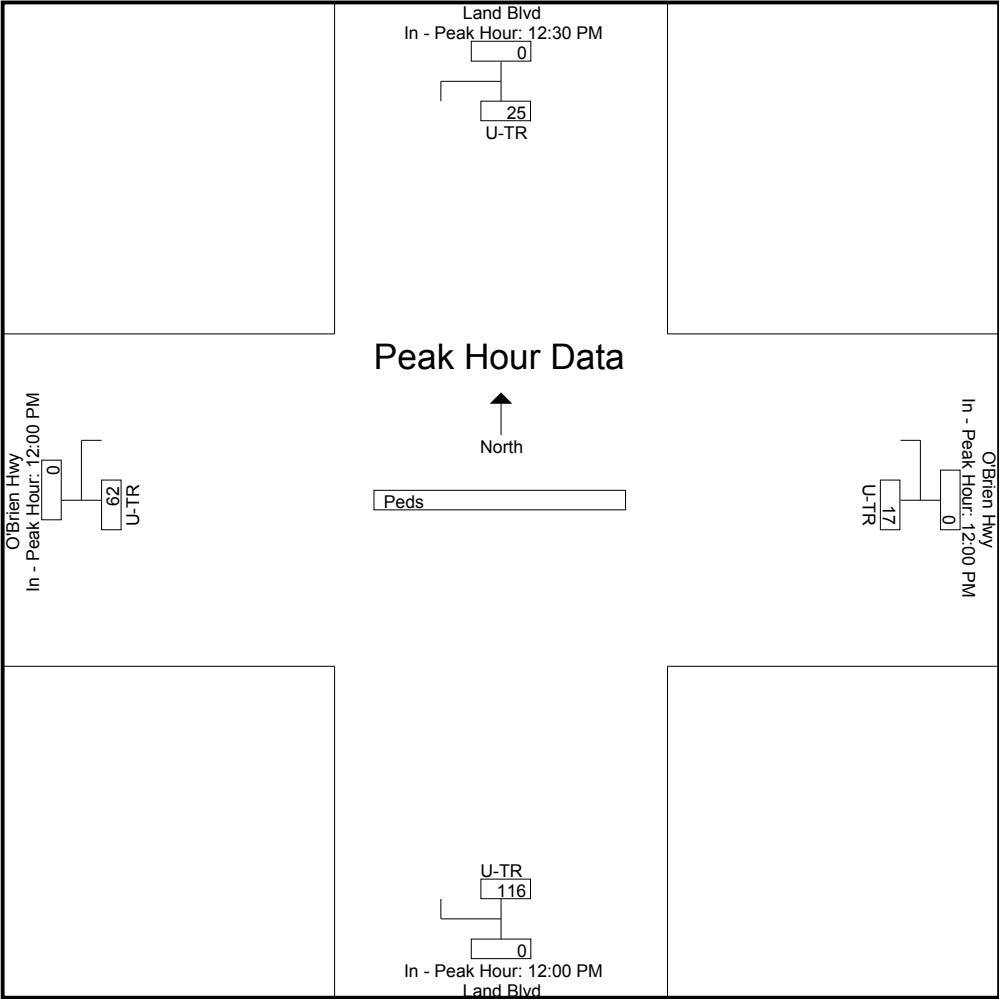
Peak Hour for Each Approach Begins at:

	12:30 PM		12:00 PM		12:00 PM		12:00 PM	
+0 mins.	14	14	5	5	34	34	24	24
+15 mins.	2	2	0	0	42	42	19	19
+30 mins.	5	5	12	12	28	28	14	14
+45 mins.	4	4	0	0	12	12	5	5
Total Volume	25	25	17	17	116	116	62	62
% App. Total	100		100		100		100	
PHF	.446	.446	.354	.354	.690	.690	.646	.646

Accurate Counts
978-664-2565

N/S Street : Land Boulevard
E/W Street: O'Brien Highway
City/State : Cambridge, MA
Weather : Clear

File Name : lg0380S6
Site Code : LG038006
Start Date : 5/18/2013
Page No : 3



Accurate Counts
978-664-2565

N/S Street : Land Boulevard
E/W Street: O'Brien Highway
City/State : Cambridge, MA
Weather : Clear

File Name : LG038B06
Site Code : 64350010
Start Date : 5/15/2013
Page No : 1

Groups Printed- Bikes on ST - Bikes on SW

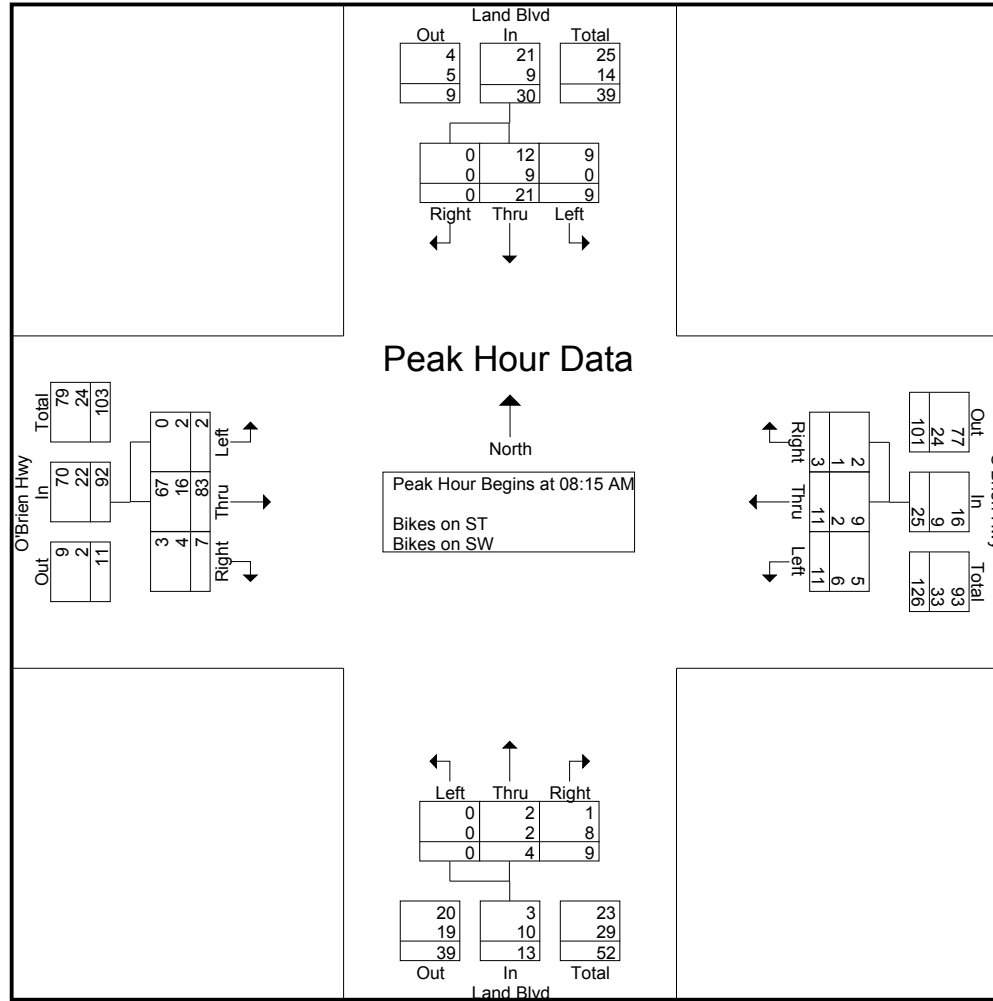
Start Time	Land Blvd From North			O'Brien Hwy From East			Land Blvd From South			O'Brien Hwy From West			Int. Total
	Left	Thru	Right	Left	Thru	Right	Left	Thru	Right	Left	Thru	Right	
07:30 AM	1	3	0	1	2	1	0	2	1	0	5	0	16
07:45 AM	1	8	1	4	3	1	0	1	1	0	11	0	31
Total	2	11	1	5	5	2	0	3	2	0	16	0	47
08:00 AM	1	3	0	1	0	0	1	0	2	1	16	1	26
08:15 AM	0	4	0	1	2	0	0	1	0	1	17	2	28
08:30 AM	2	9	0	3	6	0	0	0	3	1	22	0	46
08:45 AM	3	5	0	4	2	3	0	2	4	0	28	4	55
Total	6	21	0	9	10	3	1	3	9	3	83	7	155
09:00 AM	4	3	0	3	1	0	0	1	2	0	16	1	31
09:15 AM	2	4	0	2	2	0	0	0	2	0	14	0	26
Grand Total	14	39	1	19	18	5	1	7	15	3	129	8	259
Apprch %	25.9	72.2	1.9	45.2	42.9	11.9	4.3	30.4	65.2	2.1	92.1	5.7	
Total %	5.4	15.1	0.4	7.3	6.9	1.9	0.4	2.7	5.8	1.2	49.8	3.1	
Bikes on ST	14	21	1	5	13	2	0	4	2	1	107	3	173
% Bikes on ST	100	53.8	100	26.3	72.2	40	0	57.1	13.3	33.3	82.9	37.5	66.8
Bikes on SW	0	18	0	14	5	3	1	3	13	2	22	5	86
% Bikes on SW	0	46.2	0	73.7	27.8	60	100	42.9	86.7	66.7	17.1	62.5	33.2

Start Time	Land Blvd From North				O'Brien Hwy From East				Land Blvd From South				O'Brien Hwy From West				Int. Total
	Left	Thru	Right	App. Total	Left	Thru	Right	App. Total	Left	Thru	Right	App. Total	Left	Thru	Right	App. Total	
Peak Hour Analysis From 07:30 AM to 09:15 AM - Peak 1 of 1																	
Peak Hour for Entire Intersection Begins at 08:15 AM																	
08:15 AM	0	4	0	4	1	2	0	3	0	1	0	1	1	17	2	20	28
08:30 AM	2	9	0	11	3	6	0	9	0	0	3	3	1	22	0	23	46
08:45 AM	3	5	0	8	4	2	3	9	0	2	4	6	0	28	4	32	55
09:00 AM	4	3	0	7	3	1	0	4	0	1	2	3	0	16	1	17	31
Total Volume	9	21	0	30	11	11	3	25	0	4	9	13	2	83	7	92	160
% App. Total	30	70	0		44	44	12		0	30.8	69.2		2.2	90.2	7.6		
PHF	.563	.583	.000	.682	.688	.458	.250	.694	.000	.500	.563	.542	.500	.741	.438	.719	.727
Bikes on ST	9	12	0	21	5	9	2	16	0	2	1	3	0	67	3	70	110
% Bikes on ST	100	57.1	0	70.0	45.5	81.8	66.7	64.0	0	50.0	11.1	23.1	0	80.7	42.9	76.1	68.8
Bikes on SW	0	9	0	9	6	2	1	9	0	2	8	10	2	16	4	22	50
% Bikes on SW	0	42.9	0	30.0	54.5	18.2	33.3	36.0	0	50.0	88.9	76.9	100	19.3	57.1	23.9	31.3

Accurate Counts
978-664-2565

File Name : LG038B06
Site Code : 64350010
Start Date : 5/15/2013
Page No : 2

N/S Street : Land Boulevard
E/W Street: O'Brien Highway
City/State : Cambridge, MA
Weather : Clear

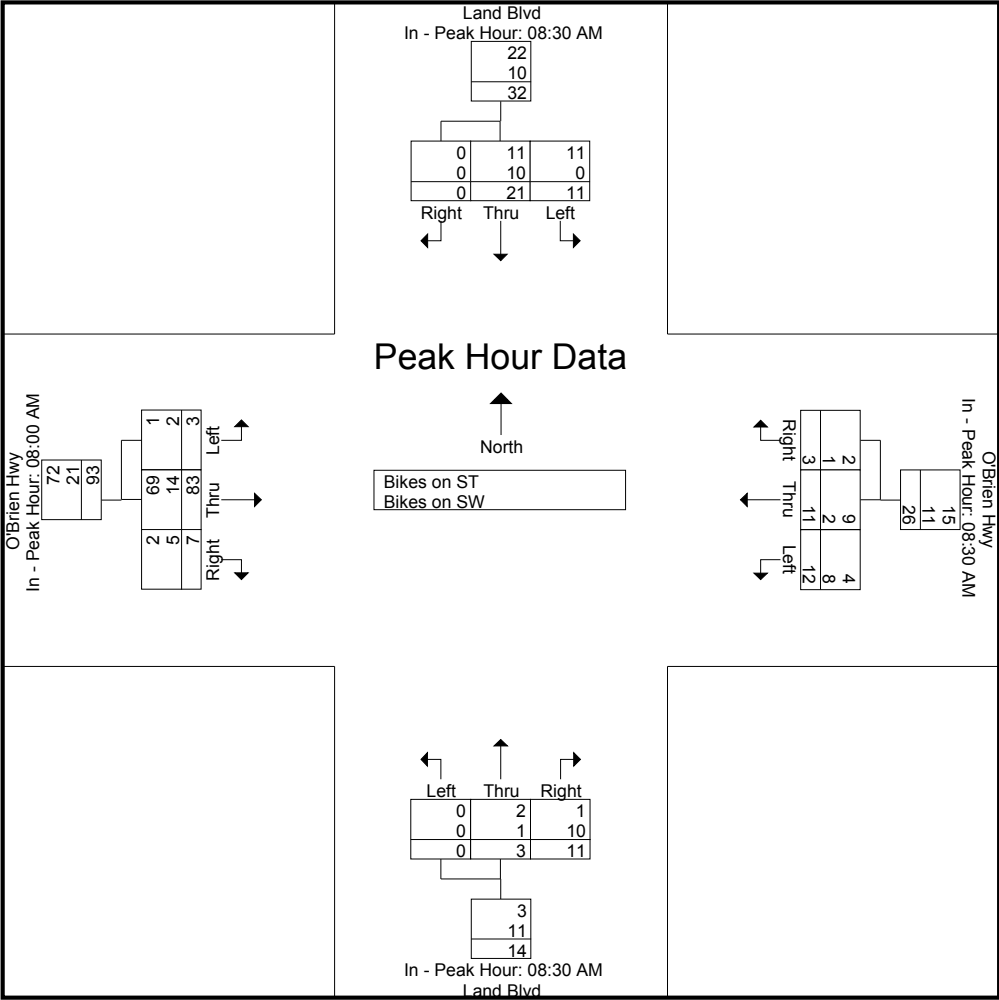


Peak Hour Analysis From 07:30 AM to 09:15 AM - Peak 1 of 1

Peak Hour for Each Approach Begins at:

	08:30 AM				08:30 AM				08:30 AM				08:00 AM			
+0 mins.	2	9	0	11	3	6	0	9	0	0	3	3	1	16	1	18
+15 mins.	3	5	0	8	4	2	3	9	0	2	4	6	1	17	2	20
+30 mins.	4	3	0	7	3	1	0	4	0	1	2	3	1	22	0	23
+45 mins.	2	4	0	6	2	2	0	4	0	0	2	2	0	28	4	32
Total Volume	11	21	0	32	12	11	3	26	0	3	11	14	3	83	7	93
% App. Total	34.4	65.6	0		46.2	42.3	11.5		0	21.4	78.6		3.2	89.2	7.5	
PHF	.688	.583	.000	.727	.750	.458	.250	.722	.000	.375	.688	.583	.750	.741	.438	.727
Bikes on ST	11	11	0	22	4	9	2	15	0	2	1	3	1	69	2	72
% Bikes on ST	100	52.4	0	68.8	33.3	81.8	66.7	57.7	0	66.7	9.1	21.4	33.3	83.1	28.6	77.4
Bikes on SW	0	10	0	10	8	2	1	11	0	1	10	11	2	14	5	21

Accurate Counts
978-664-2565



Accurate Counts
978-664-2565

N/S Street : Land Boulevard
E/W Street: O'Brien Highway
City/State : Cambridge, MA
Weather : Clear

File Name : LG038B06
Site Code : 64350010
Start Date : 5/15/2013
Page No : 1

Groups Printed- Bikes on ST

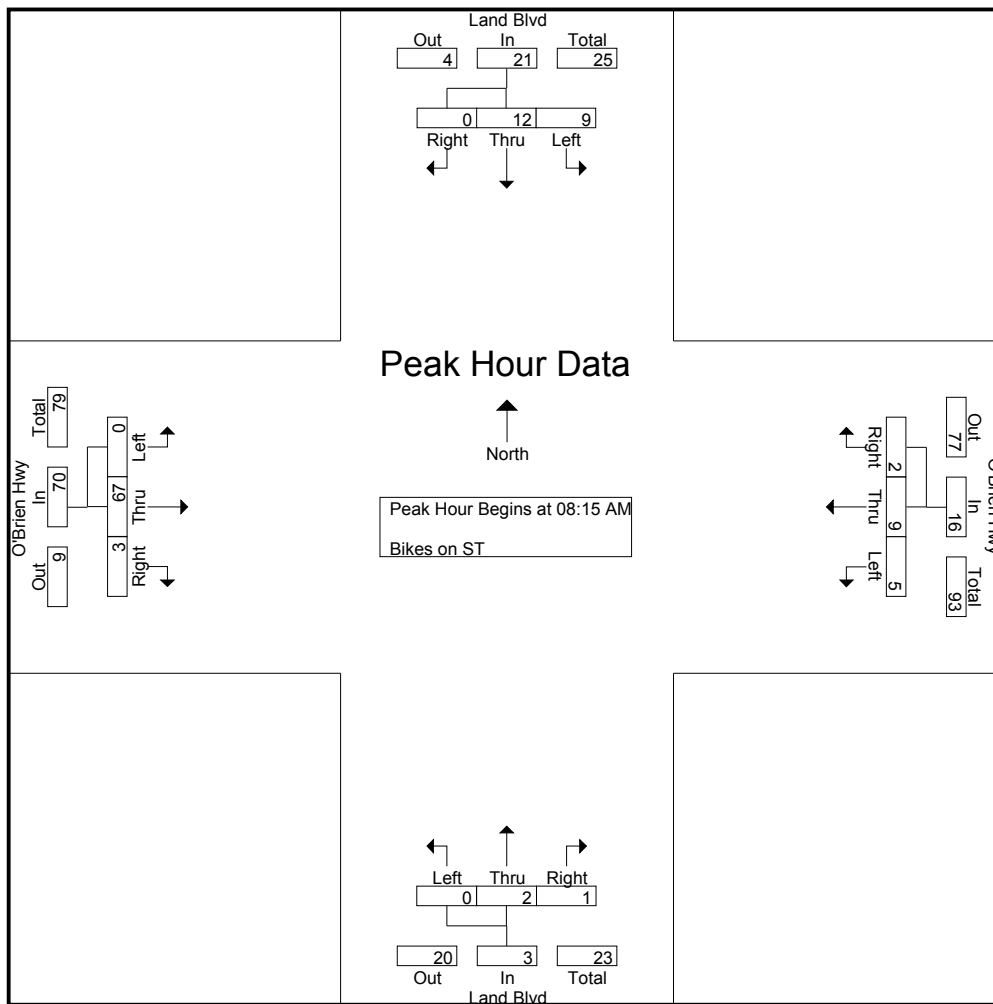
Start Time	Land Blvd From North			O'Brien Hwy From East			Land Blvd From South			O'Brien Hwy From West			Int. Total
	Left	Thru	Right	Left	Thru	Right	Left	Thru	Right	Left	Thru	Right	
07:30 AM	1	0	0	0	2	0	0	2	0	0	4	0	9
07:45 AM	1	6	1	0	1	0	0	0	1	0	9	0	19
Total	2	6	1	0	3	0	0	2	1	0	13	0	28
08:00 AM	1	2	0	0	0	0	0	0	0	1	14	0	18
08:15 AM	0	2	0	1	1	0	0	0	0	0	17	1	22
08:30 AM	2	8	0	1	5	0	0	0	0	0	15	0	31
08:45 AM	3	1	0	2	2	2	0	1	0	0	23	1	35
Total	6	13	0	4	8	2	0	1	0	1	69	2	106
09:00 AM	4	1	0	1	1	0	0	1	1	0	12	1	22
09:15 AM	2	1	0	0	1	0	0	0	0	0	13	0	17
Grand Total	14	21	1	5	13	2	0	4	2	1	107	3	173
Apprch %	38.9	58.3	2.8	25	65	10	0	66.7	33.3	0.9	96.4	2.7	
Total %	8.1	12.1	0.6	2.9	7.5	1.2	0	2.3	1.2	0.6	61.8	1.7	

Start Time	Land Blvd From North				O'Brien Hwy From East				Land Blvd From South				O'Brien Hwy From West				Int. Total
	Left	Thru	Right	App. Total	Left	Thru	Right	App. Total	Left	Thru	Right	App. Total	Left	Thru	Right	App. Total	
Peak Hour Analysis From 07:30 AM to 09:15 AM - Peak 1 of 1																	
Peak Hour for Entire Intersection Begins at 08:15 AM																	
08:15 AM	0	2	0	2	1	1	0	2	0	0	0	0	0	17	1	18	22
08:30 AM	2	8	0	10	1	5	0	6	0	0	0	0	0	15	0	15	31
08:45 AM	3	1	0	4	2	2	2	6	0	1	0	1	0	23	1	24	35
09:00 AM	4	1	0	5	1	1	0	2	0	1	1	2	0	12	1	13	22
Total Volume	9	12	0	21	5	9	2	16	0	2	1	3	0	67	3	70	110
% App. Total	42.9	57.1	0		31.2	56.2	12.5		0	66.7	33.3		0	95.7	4.3		
PHF	.563	.375	.000	.525	.625	.450	.250	.667	.000	.500	.250	.375	.000	.728	.750	.729	.786

Accurate Counts
978-664-2565

N/S Street : Land Boulevard
E/W Street: O'Brien Highway
City/State : Cambridge, MA
Weather : Clear

File Name : LG038B06
Site Code : 64350010
Start Date : 5/15/2013
Page No : 2



Peak Hour Analysis From 07:30 AM to 09:15 AM - Peak 1 of 1

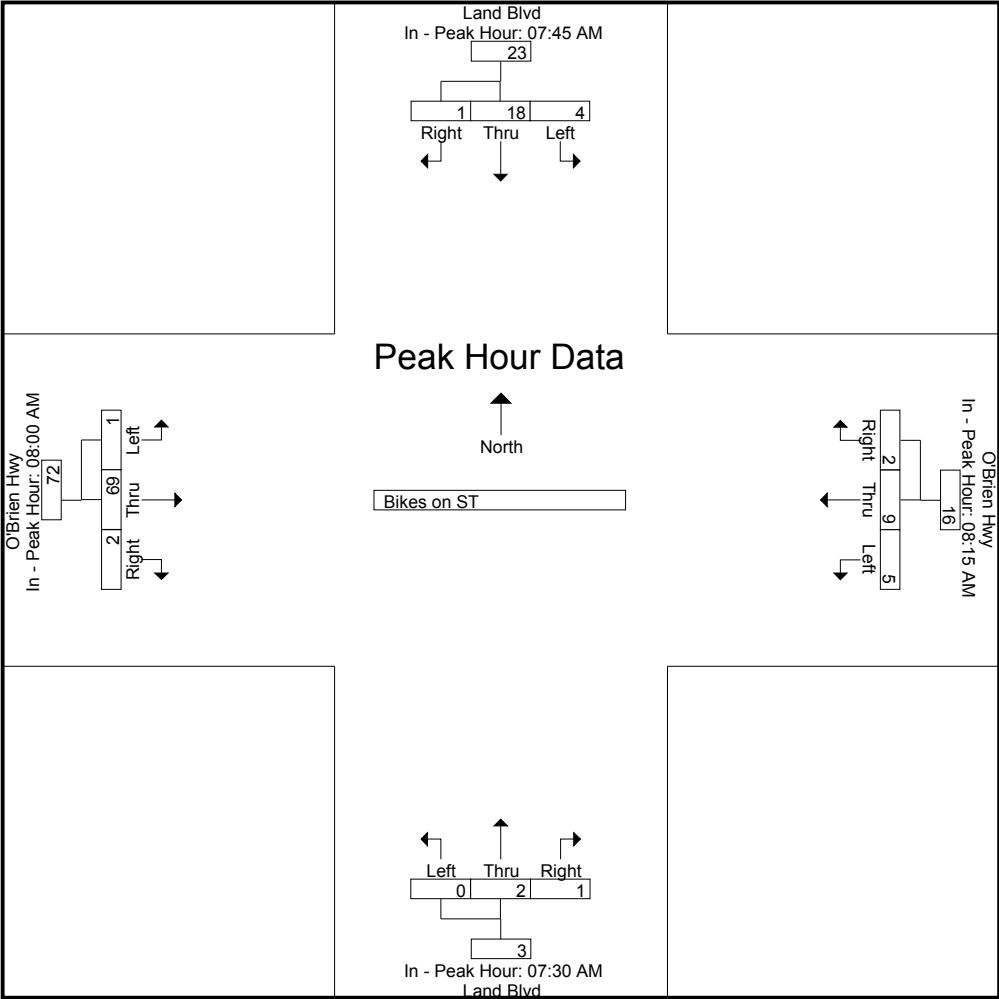
Peak Hour for Each Approach Begins at:

	07:45 AM				08:15 AM				07:30 AM				08:00 AM			
+0 mins.	1	6	1	8	1	1	0	2	0	2	0	2	1	14	0	15
+15 mins.	1	2	0	3	1	5	0	6	0	0	1	1	0	17	1	18
+30 mins.	0	2	0	2	2	2	2	6	0	0	0	0	0	15	0	15
+45 mins.	2	8	0	10	1	1	0	2	0	0	0	0	0	23	1	24
Total Volume	4	18	1	23	5	9	2	16	0	2	1	3	1	69	2	72
% App. Total	17.4	78.3	4.3		31.2	56.2	12.5		0	66.7	33.3		1.4	95.8	2.8	
PHF	.500	.563	.250	.575	.625	.450	.250	.667	.000	.250	.250	.375	.250	.750	.500	.750

Accurate Counts
978-664-2565

N/S Street : Land Boulevard
E/W Street: O'Brien Highway
City/State : Cambridge, MA
Weather : Clear

File Name : LG038B06
Site Code : 64350010
Start Date : 5/15/2013
Page No : 3



Accurate Counts
978-664-2565

N/S Street : Land Boulevard
E/W Street: O'Brien Highway
City/State : Cambridge, MA
Weather : Clear

File Name : LG038B06
Site Code : 64350010
Start Date : 5/15/2013
Page No : 1

Groups Printed- Bikes on SW

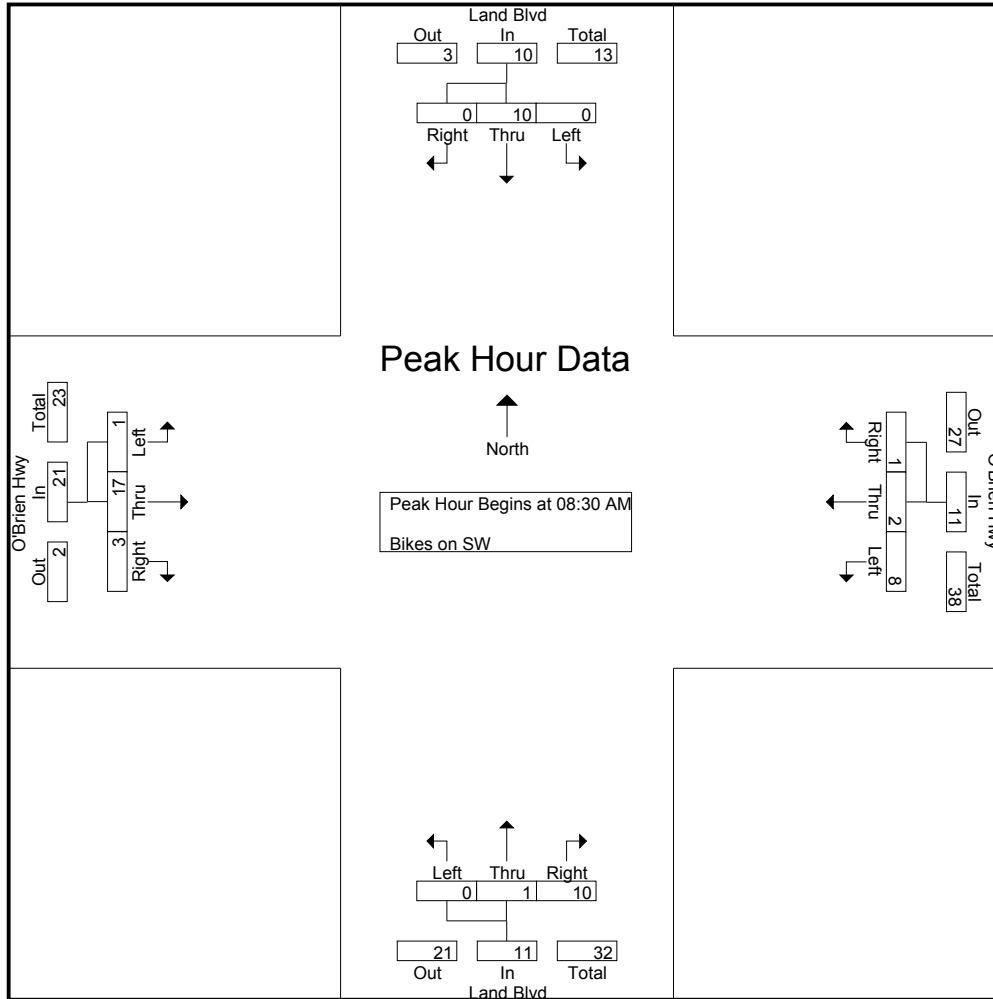
Start Time	Land Blvd From North			O'Brien Hwy From East			Land Blvd From South			O'Brien Hwy From West			Int. Total
	Left	Thru	Right	Left	Thru	Right	Left	Thru	Right	Left	Thru	Right	
07:30 AM	0	3	0	1	0	1	0	0	1	0	1	0	7
07:45 AM	0	2	0	4	2	1	0	1	0	0	2	0	12
Total	0	5	0	5	2	2	0	1	1	0	3	0	19
08:00 AM	0	1	0	1	0	0	1	0	2	0	2	1	8
08:15 AM	0	2	0	0	1	0	0	1	0	1	0	1	6
08:30 AM	0	1	0	2	1	0	0	0	3	1	7	0	15
08:45 AM	0	4	0	2	0	1	0	1	4	0	5	3	20
Total	0	8	0	5	2	1	1	2	9	2	14	5	49
09:00 AM	0	2	0	2	0	0	0	0	1	0	4	0	9
09:15 AM	0	3	0	2	1	0	0	0	2	0	1	0	9
Grand Total	0	18	0	14	5	3	1	3	13	2	22	5	86
Apprch %	0	100	0	63.6	22.7	13.6	5.9	17.6	76.5	6.9	75.9	17.2	
Total %	0	20.9	0	16.3	5.8	3.5	1.2	3.5	15.1	2.3	25.6	5.8	

Start Time	Land Blvd From North				O'Brien Hwy From East				Land Blvd From South				O'Brien Hwy From West				Int. Total
	Left	Thru	Right	App. Total	Left	Thru	Right	App. Total	Left	Thru	Right	App. Total	Left	Thru	Right	App. Total	
Peak Hour Analysis From 07:30 AM to 09:15 AM - Peak 1 of 1																	
Peak Hour for Entire Intersection Begins at 08:30 AM																	
08:30 AM	0	1	0	1	2	1	0	3	0	0	3	3	1	7	0	8	15
08:45 AM	0	4	0	4	2	0	1	3	0	1	4	5	0	5	3	8	20
09:00 AM	0	2	0	2	2	0	0	2	0	0	1	1	0	4	0	4	9
09:15 AM	0	3	0	3	2	1	0	3	0	0	2	2	0	1	0	1	9
Total Volume	0	10	0	10	8	2	1	11	0	1	10	11	1	17	3	21	53
% App. Total	0	100	0		72.7	18.2	9.1		0	9.1	90.9		4.8	81	14.3		
PHF	.000	.625	.000	.625	1.00	.500	.250	.917	.000	.250	.625	.550	.250	.607	.250	.656	.663

Accurate Counts
978-664-2565

File Name : LG038B06
Site Code : 64350010
Start Date : 5/15/2013
Page No : 2

N/S Street : Land Boulevard
E/W Street: O'Brien Highway
City/State : Cambridge, MA
Weather : Clear



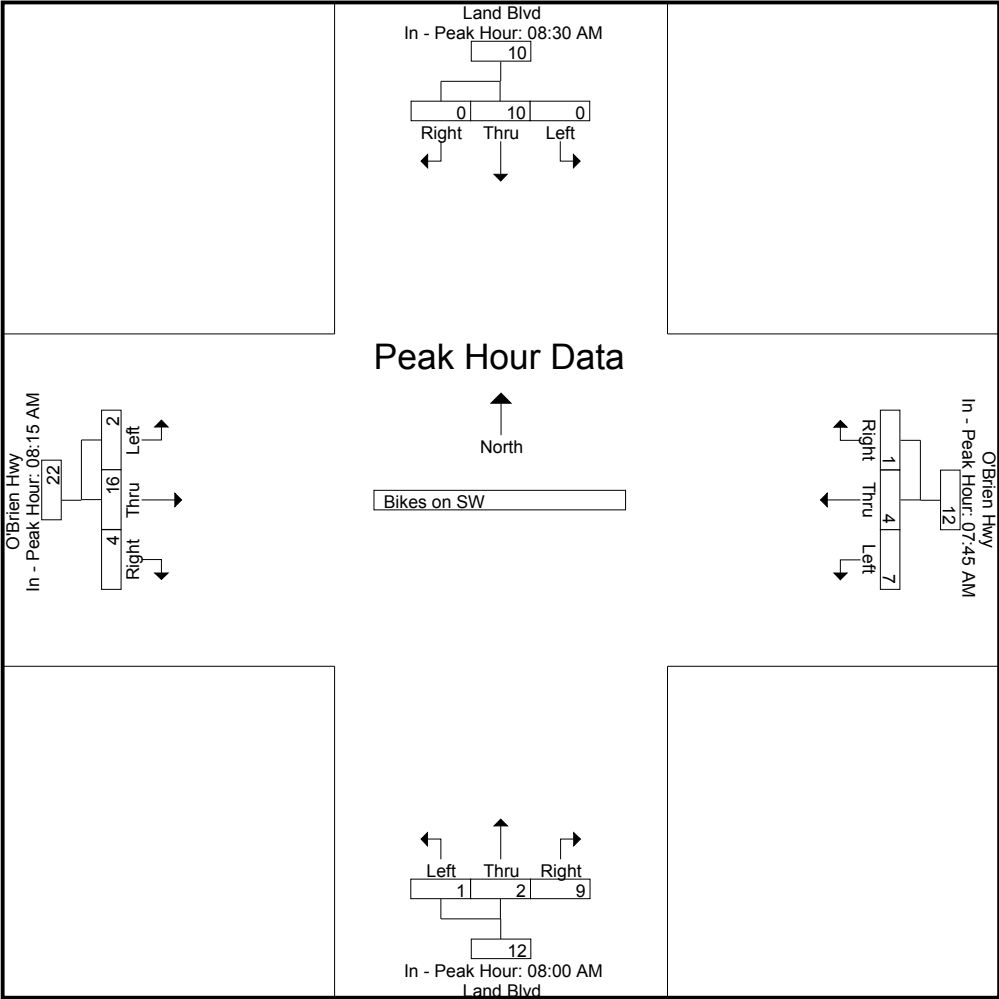
Peak Hour Analysis From 07:30 AM to 09:15 AM - Peak 1 of 1
Peak Hour for Each Approach Begins at:

	08:30 AM				07:45 AM				08:00 AM				08:15 AM			
+0 mins.	0	1	0	1	4	2	1	7	1	0	2	3	1	0	1	2
+15 mins.	0	4	0	4	1	0	0	1	0	1	0	1	1	7	0	8
+30 mins.	0	2	0	2	0	1	0	1	0	0	3	3	0	5	3	8
+45 mins.	0	3	0	3	2	1	0	3	0	1	4	5	0	4	0	4
Total Volume	0	10	0	10	7	4	1	12	1	2	9	12	2	16	4	22
% App. Total	0	100	0		58.3	33.3	8.3		8.3	16.7	75		9.1	72.7	18.2	
PHF	.000	.625	.000	.625	.438	.500	.250	.429	.250	.500	.563	.600	.500	.571	.333	.688

Accurate Counts
978-664-2565

N/S Street : Land Boulevard
 E/W Street: O'Brien Highway
 City/State : Cambridge, MA
 Weather : Clear

File Name : LG038B06
 Site Code : 64350010
 Start Date : 5/15/2013
 Page No : 3



Accurate Counts
978-664-2565

N/S Street : Land Boulevard
E/W Street: O'Brien Highway
City/State : Cambridge, MA
Weather : Clear

File Name : LG038B06
Site Code : 64350010
Start Date : 5/15/2013
Page No : 1

Groups Printed- Bikes on ST - Bikes on SW

Start Time	Land Blvd From North			O'Brien Hwy From East			Land Blvd From South			O'Brien Hwy From West			Int. Total
	Left	Thru	Right	Left	Thru	Right	Left	Thru	Right	Left	Thru	Right	
05:00 PM	0	0	0	5	8	0	0	1	6	1	2	0	23
05:15 PM	2	1	0	3	5	2	1	1	1	0	2	0	18
05:30 PM	0	2	1	1	7	4	1	3	10	0	2	0	31
05:45 PM	1	3	2	3	14	1	0	0	10	0	5	1	40
Total	3	6	3	12	34	7	2	5	27	1	11	1	112
06:00 PM	1	2	0	4	17	2	3	6	6	1	10	3	55
06:15 PM	0	7	1	0	7	0	3	5	6	1	8	0	38
06:30 PM	2	2	0	1	8	2	1	3	5	1	6	1	32
06:45 PM	1	2	0	1	9	0	0	4	13	0	5	0	35
Total	4	13	1	6	41	4	7	18	30	3	29	4	160
07:00 PM	0	2	1	0	15	1	1	2	1	0	4	0	27
07:15 PM	1	2	0	1	10	1	0	1	2	0	3	0	21
Grand Total	8	23	5	19	100	13	10	26	60	4	47	5	320
Apprch %	22.2	63.9	13.9	14.4	75.8	9.8	10.4	27.1	62.5	7.1	83.9	8.9	
Total %	2.5	7.2	1.6	5.9	31.2	4.1	3.1	8.1	18.8	1.2	14.7	1.6	
Bikes on ST	7	21	5	9	90	13	6	16	10	2	41	1	221
% Bikes on ST	87.5	91.3	100	47.4	90	100	60	61.5	16.7	50	87.2	20	69.1
Bikes on SW	1	2	0	10	10	0	4	10	50	2	6	4	99
% Bikes on SW	12.5	8.7	0	52.6	10	0	40	38.5	83.3	50	12.8	80	30.9

Start Time	Land Blvd From North				O'Brien Hwy From East				Land Blvd From South				O'Brien Hwy From West				Int. Total
	Left	Thru	Right	App. Total	Left	Thru	Right	App. Total	Left	Thru	Right	App. Total	Left	Thru	Right	App. Total	
05:45 PM	1	3	2	6	3	14	1	18	0	0	10	10	0	5	1	6	40
06:00 PM	1	2	0	3	4	17	2	23	3	6	6	15	1	10	3	14	55
06:15 PM	0	7	1	8	0	7	0	7	3	5	6	14	1	8	0	9	38
06:30 PM	2	2	0	4	1	8	2	11	1	3	5	9	1	6	1	8	32
Total Volume	4	14	3	21	8	46	5	59	7	14	27	48	3	29	5	37	165
% App. Total	19	66.7	14.3		13.6	78	8.5		14.6	29.2	56.2		8.1	78.4	13.5		
PHF	.500	.500	.375	.656	.500	.676	.625	.641	.583	.583	.675	.800	.750	.725	.417	.661	.750
Bikes on ST	4	12	3	19	3	39	5	47	3	10	4	17	1	28	1	30	113
% Bikes on ST	100	85.7	100	90.5	37.5	84.8	100	79.7	42.9	71.4	14.8	35.4	33.3	96.6	20.0	81.1	68.5
Bikes on SW	0	2	0	2	5	7	0	12	4	4	23	31	2	1	4	7	52
% Bikes on SW	0	14.3	0	9.5	62.5	15.2	0	20.3	57.1	28.6	85.2	64.6	66.7	3.4	80.0	18.9	31.5

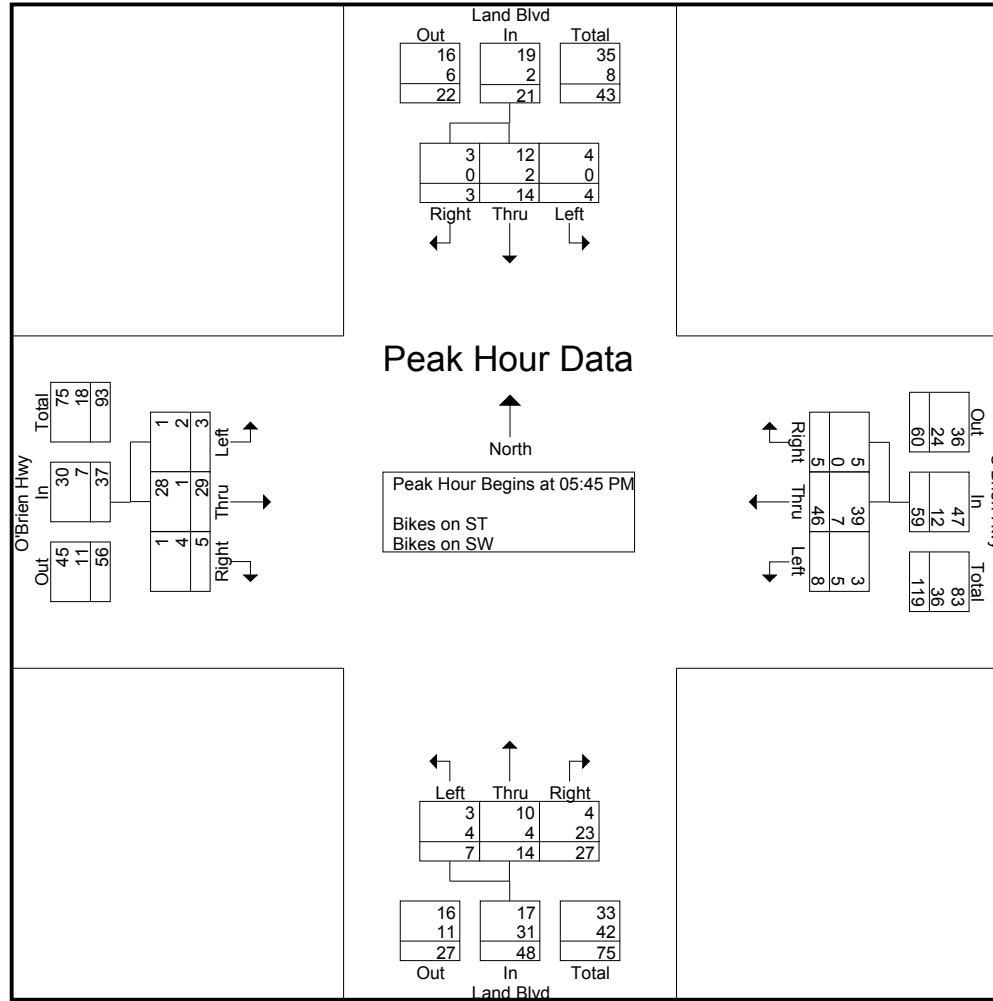
Peak Hour Analysis From 05:00 PM to 07:15 PM - Peak 1 of 1

Peak Hour for Entire Intersection Begins at 05:45 PM

Accurate Counts
978-664-2565

File Name : LG038B06
Site Code : 64350010
Start Date : 5/15/2013
Page No : 2

N/S Street : Land Boulevard
E/W Street: O'Brien Highway
City/State : Cambridge, MA
Weather : Clear

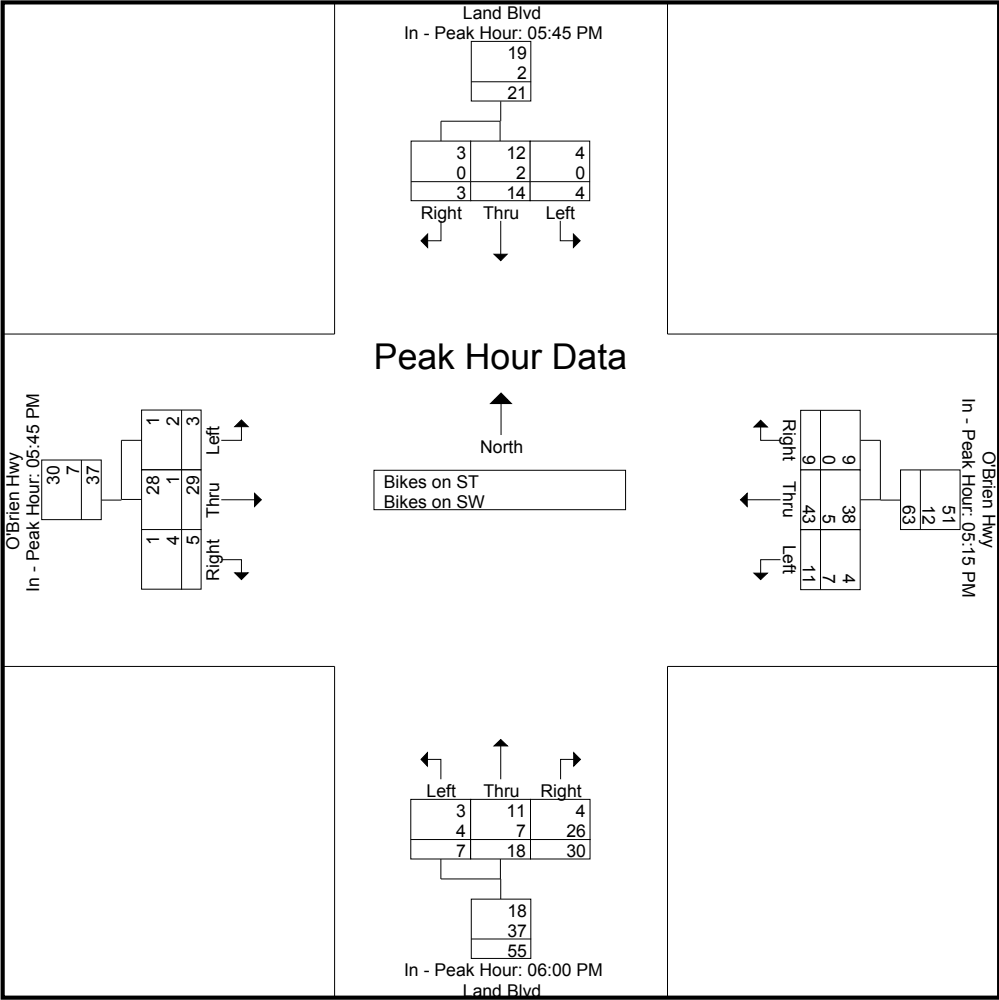


Peak Hour Analysis From 05:00 PM to 07:15 PM - Peak 1 of 1

Peak Hour for Each Approach Begins at:

	05:45 PM				05:15 PM				06:00 PM				05:45 PM			
+0 mins.	1	3	2	6	3	5	2	10	3	6	6	15	0	5	1	6
+15 mins.	1	2	0	3	1	7	4	12	3	5	6	14	1	10	3	14
+30 mins.	0	7	1	8	3	14	1	18	1	3	5	9	1	8	0	9
+45 mins.	2	2	0	4	4	17	2	23	0	4	13	17	1	6	1	8
Total Volume	4	14	3	21	11	43	9	63	7	18	30	55	3	29	5	37
% App. Total	19	66.7	14.3		17.5	68.3	14.3		12.7	32.7	54.5		8.1	78.4	13.5	
PHF	.500	.500	.375	.656	.688	.632	.563	.685	.583	.750	.577	.809	.750	.725	.417	.661
Bikes on ST	4	12	3	19	4	38	9	51	3	11	4	18	1	28	1	30
% Bikes on ST	100	85.7	100	90.5	36.4	88.4	100	81	42.9	61.1	13.3	32.7	33.3	96.6	20	81.1
Bikes on SW	0	2	0	2	7	5	0	12	4	7	26	37	2	1	4	7

Accurate Counts
978-664-2565



Accurate Counts
978-664-2565

N/S Street : Land Boulevard
E/W Street: O'Brien Highway
City/State : Cambridge, MA
Weather : Clear

File Name : LG038B06
Site Code : 64350010
Start Date : 5/15/2013
Page No : 1

Groups Printed- Bikes on ST

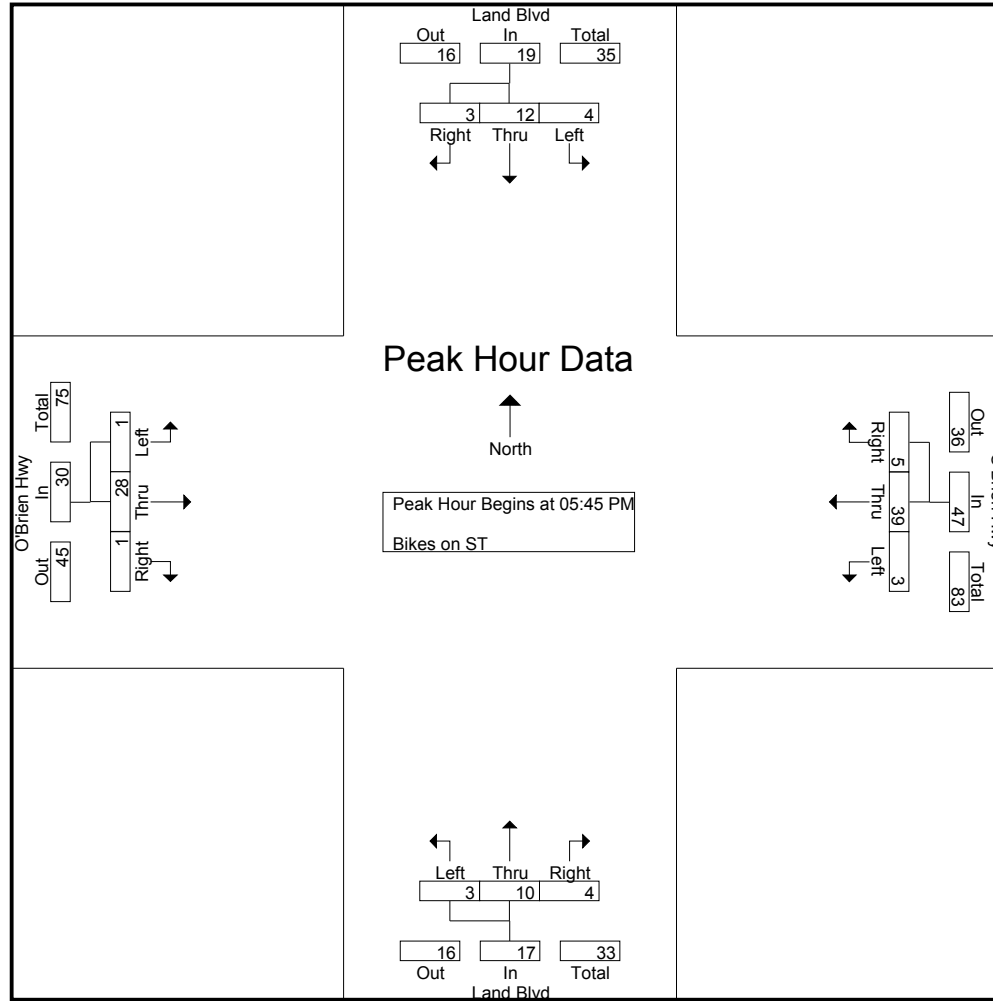
Start Time	Land Blvd From North			O'Brien Hwy From East			Land Blvd From South			O'Brien Hwy From West			Int. Total
	Left	Thru	Right	Left	Thru	Right	Left	Thru	Right	Left	Thru	Right	
05:00 PM	0	0	0	2	6	0	0	0	2	1	1	0	12
05:15 PM	2	1	0	1	4	2	1	1	0	0	0	0	12
05:30 PM	0	2	1	1	7	4	1	1	0	0	2	0	19
05:45 PM	1	2	2	0	12	1	0	0	1	0	5	0	24
Total	3	5	3	4	29	7	2	2	3	1	8	0	67
06:00 PM	1	2	0	2	15	2	2	2	1	0	10	1	38
06:15 PM	0	7	1	0	4	0	1	5	1	1	8	0	28
06:30 PM	2	1	0	1	8	2	0	3	1	0	5	0	23
06:45 PM	0	2	0	1	9	0	0	1	1	0	3	0	17
Total	3	12	1	4	36	4	3	11	4	1	26	1	106
07:00 PM	0	2	1	0	15	1	1	2	1	0	4	0	27
07:15 PM	1	2	0	1	10	1	0	1	2	0	3	0	21
Grand Total	7	21	5	9	90	13	6	16	10	2	41	1	221
Apprch %	21.2	63.6	15.2	8	80.4	11.6	18.8	50	31.2	4.5	93.2	2.3	
Total %	3.2	9.5	2.3	4.1	40.7	5.9	2.7	7.2	4.5	0.9	18.6	0.5	

Start Time	Land Blvd From North				O'Brien Hwy From East				Land Blvd From South				O'Brien Hwy From West				Int. Total
	Left	Thru	Right	App. Total	Left	Thru	Right	App. Total	Left	Thru	Right	App. Total	Left	Thru	Right	App. Total	
Peak Hour Analysis From 05:00 PM to 07:15 PM - Peak 1 of 1																	
Peak Hour for Entire Intersection Begins at 05:45 PM																	
05:45 PM	1	2	2	5	0	12	1	13	0	0	1	1	0	5	0	5	24
06:00 PM	1	2	0	3	2	15	2	19	2	2	1	5	0	10	1	11	38
06:15 PM	0	7	1	8	0	4	0	4	1	5	1	7	1	8	0	9	28
06:30 PM	2	1	0	3	1	8	2	11	0	3	1	4	0	5	0	5	23
Total Volume	4	12	3	19	3	39	5	47	3	10	4	17	1	28	1	30	113
% App. Total	21.1	63.2	15.8		6.4	83	10.6		17.6	58.8	23.5		3.3	93.3	3.3		
PHF	.500	.429	.375	.594	.375	.650	.625	.618	.375	.500	1.00	.607	.250	.700	.250	.682	.743

Accurate Counts
978-664-2565

File Name : LG038B06
Site Code : 64350010
Start Date : 5/15/2013
Page No : 2

N/S Street : Land Boulevard
E/W Street: O'Brien Highway
City/State : Cambridge, MA
Weather : Clear



Peak Hour Analysis From 05:00 PM to 07:15 PM - Peak 1 of 1

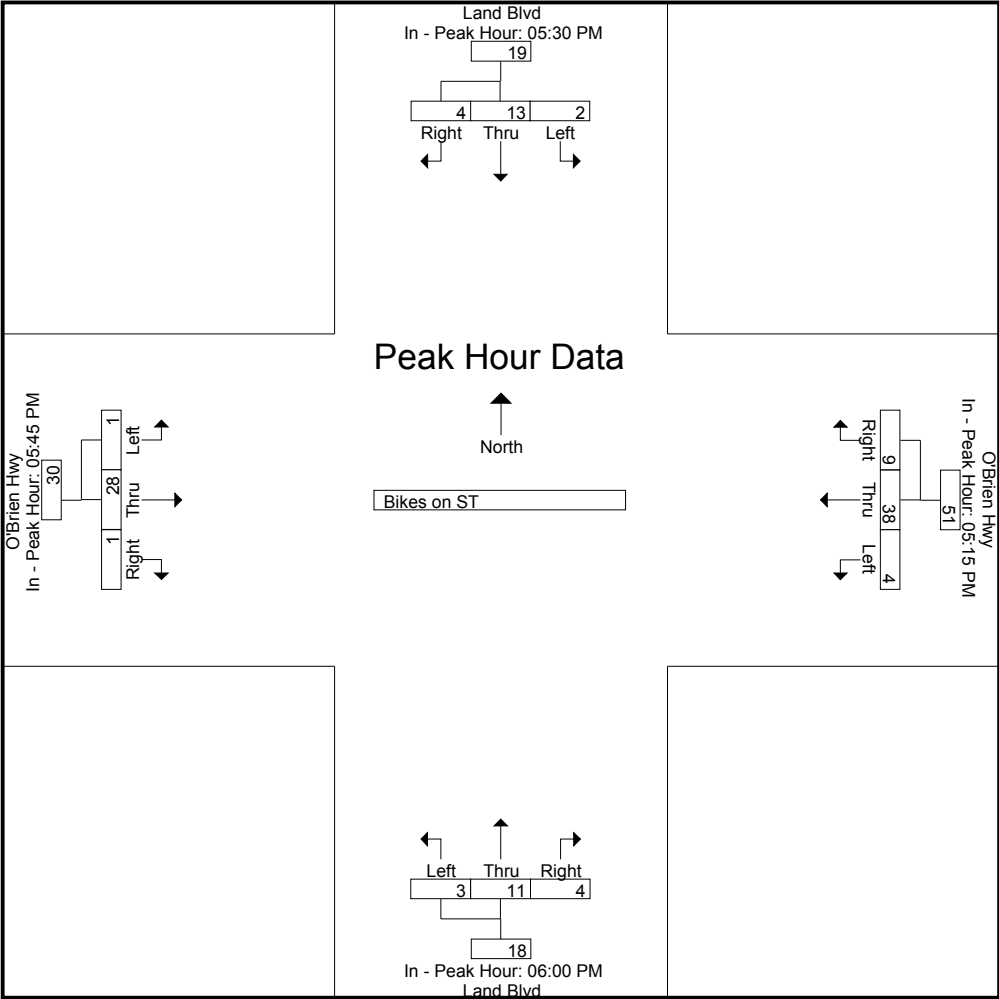
Peak Hour for Each Approach Begins at:

	05:30 PM				05:15 PM				06:00 PM				05:45 PM			
+0 mins.	0	2	1	3	1	4	2	7	2	2	1	5	0	5	0	5
+15 mins.	1	2	2	5	1	7	4	12	1	5	1	7	0	10	1	11
+30 mins.	1	2	0	3	0	12	1	13	0	3	1	4	1	8	0	9
+45 mins.	0	7	1	8	2	15	2	19	0	1	1	2	0	5	0	5
Total Volume	2	13	4	19	4	38	9	51	3	11	4	18	1	28	1	30
% App. Total	10.5	68.4	21.1		7.8	74.5	17.6		16.7	61.1	22.2		3.3	93.3	3.3	
PHF	.500	.464	.500	.594	.500	.633	.563	.671	.375	.550	1.000	.643	.250	.700	.250	.682

Accurate Counts
978-664-2565

N/S Street : Land Boulevard
 E/W Street: O'Brien Highway
 City/State : Cambridge, MA
 Weather : Clear

File Name : LG038B06
 Site Code : 64350010
 Start Date : 5/15/2013
 Page No : 3



Accurate Counts
978-664-2565

N/S Street : Land Boulevard
E/W Street: O'Brien Highway
City/State : Cambridge, MA
Weather : Clear

File Name : LG038B06
Site Code : 64350010
Start Date : 5/15/2013
Page No : 1

Groups Printed- Bikes on SW

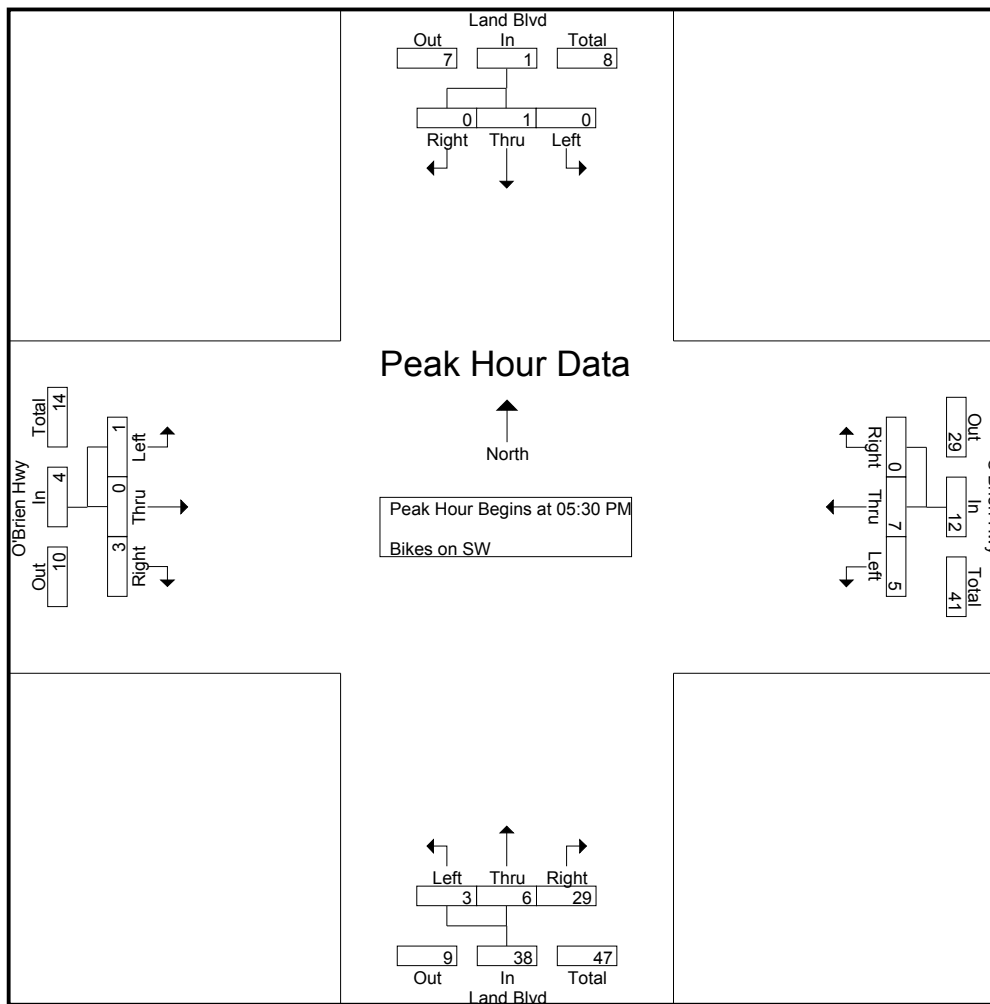
Start Time	Land Blvd From North			O'Brien Hwy From East			Land Blvd From South			O'Brien Hwy From West			Int. Total
	Left	Thru	Right	Left	Thru	Right	Left	Thru	Right	Left	Thru	Right	
05:00 PM	0	0	0	3	2	0	0	1	4	0	1	0	11
05:15 PM	0	0	0	2	1	0	0	0	1	0	2	0	6
05:30 PM	0	0	0	0	0	0	0	2	10	0	0	0	12
05:45 PM	0	1	0	3	2	0	0	0	9	0	0	1	16
Total	0	1	0	8	5	0	0	3	24	0	3	1	45
06:00 PM	0	0	0	2	2	0	1	4	5	1	0	2	17
06:15 PM	0	0	0	0	3	0	2	0	5	0	0	0	10
06:30 PM	0	1	0	0	0	0	1	0	4	1	1	1	9
06:45 PM	1	0	0	0	0	0	0	3	12	0	2	0	18
Total	1	1	0	2	5	0	4	7	26	2	3	3	54
07:00 PM	0	0	0	0	0	0	0	0	0	0	0	0	0
07:15 PM	0	0	0	0	0	0	0	0	0	0	0	0	0
Grand Total	1	2	0	10	10	0	4	10	50	2	6	4	99
Apprch %	33.3	66.7	0	50	50	0	6.2	15.6	78.1	16.7	50	33.3	
Total %	1	2	0	10.1	10.1	0	4	10.1	50.5	2	6.1	4	

Start Time	Land Blvd From North				O'Brien Hwy From East				Land Blvd From South				O'Brien Hwy From West				Int. Total
	Left	Thru	Right	App. Total	Left	Thru	Right	App. Total	Left	Thru	Right	App. Total	Left	Thru	Right	App. Total	
Peak Hour Analysis From 05:00 PM to 07:15 PM - Peak 1 of 1																	
Peak Hour for Entire Intersection Begins at 05:30 PM																	
05:30 PM	0	0	0	0	0	0	0	0	0	2	10	12	0	0	0	0	12
05:45 PM	0	1	0	1	3	2	0	5	0	0	9	9	0	0	1	1	16
06:00 PM	0	0	0	0	2	2	0	4	1	4	5	10	1	0	2	3	17
06:15 PM	0	0	0	0	0	3	0	3	2	0	5	7	0	0	0	0	10
Total Volume	0	1	0	1	5	7	0	12	3	6	29	38	1	0	3	4	55
% App. Total	0	100	0		41.7	58.3	0		7.9	15.8	76.3		25	0	75		
PHF	.000	.250	.000	.250	.417	.583	.000	.600	.375	.375	.725	.792	.250	.000	.375	.333	.809

Accurate Counts
978-664-2565

N/S Street : Land Boulevard
E/W Street: O'Brien Highway
City/State : Cambridge, MA
Weather : Clear

File Name : LG038B06
Site Code : 64350010
Start Date : 5/15/2013
Page No : 2



Peak Hour Analysis From 05:00 PM to 07:15 PM - Peak 1 of 1

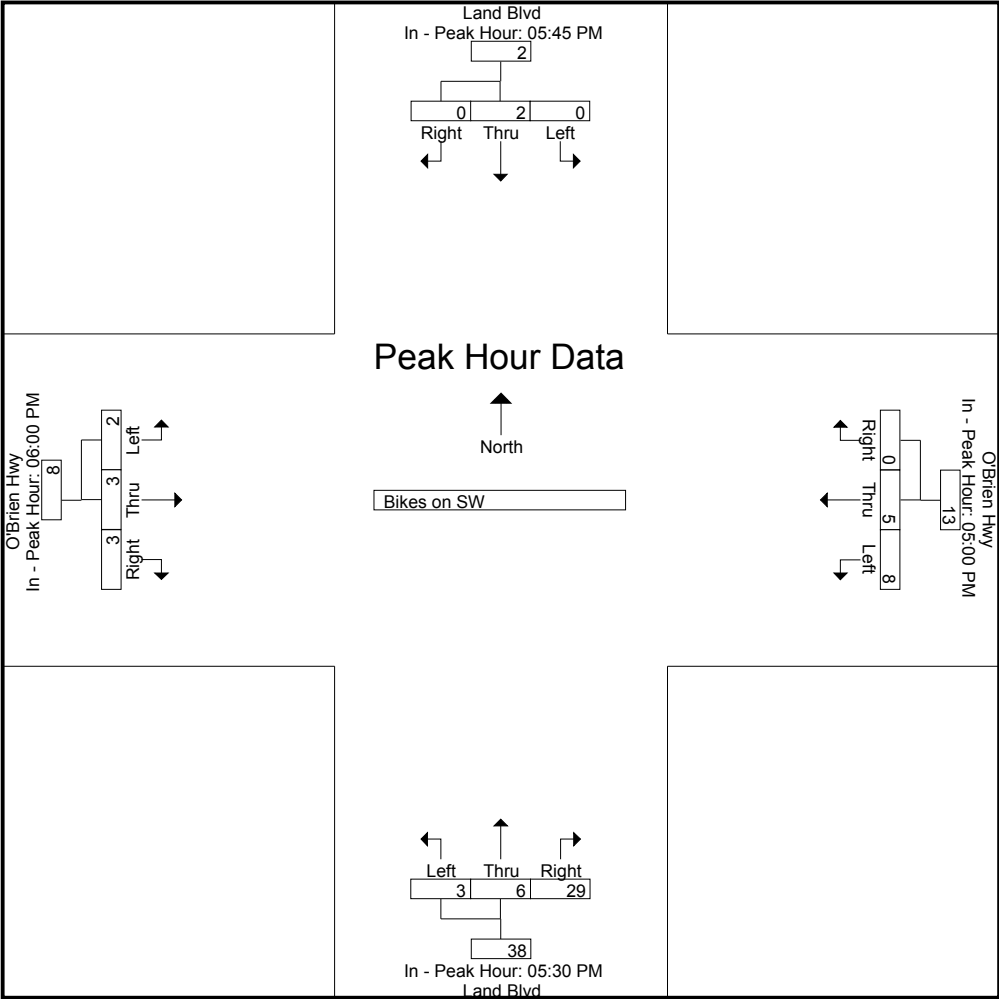
Peak Hour for Each Approach Begins at:

	05:45 PM				05:00 PM				05:30 PM				06:00 PM			
+0 mins.	0	1	0	1	3	2	0	5	0	2	10	12	1	0	2	3
+15 mins.	0	0	0	0	2	1	0	3	0	0	9	9	0	0	0	0
+30 mins.	0	0	0	0	0	0	0	0	1	4	5	10	1	1	1	3
+45 mins.	0	1	0	1	3	2	0	5	2	0	5	7	0	2	0	2
Total Volume	0	2	0	2	8	5	0	13	3	6	29	38	2	3	3	8
% App. Total	0	100	0	0	61.5	38.5	0	0	7.9	15.8	76.3	0	25	37.5	37.5	0
PHF	.000	.500	.000	.500	.667	.625	.000	.650	.375	.375	.725	.792	.500	.375	.375	.667

Accurate Counts
978-664-2565

N/S Street : Land Boulevard
 E/W Street: O'Brien Highway
 City/State : Cambridge, MA
 Weather : Clear

File Name : LG038B06
 Site Code : 64350010
 Start Date : 5/15/2013
 Page No : 3



Accurate Counts
978-664-2565

N/S Street : Land Boulevard
E/W Street: O'Brien Highway
City/State : Cambridge, MA
Weather : Clear

File Name : lg038BS6
Site Code : LG038006
Start Date : 5/18/2013
Page No : 1

Groups Printed- Bikes on ST - Bikes on SW

Start Time	Land Blvd From North			O'Brien Hwy From East			Land Blvd From South			O'Brien Hwy From West			Int. Total
	Left	Thru	Right	Left	Thru	Right	Left	Thru	Right	Left	Thru	Right	
12:00 PM	0	2	0	2	1	0	0	1	6	0	3	1	16
12:15 PM	0	1	0	4	1	1	1	1	8	0	4	0	21
12:30 PM	0	1	1	3	2	0	0	5	10	0	5	0	27
12:45 PM	0	0	1	7	0	0	0	2	4	0	9	0	23
Total	0	4	2	16	4	1	1	9	28	0	21	1	87
01:00 PM	0	0	0	0	0	0	0	0	5	0	0	1	6
01:15 PM	0	1	0	5	1	0	0	0	6	0	3	1	17
01:30 PM	0	1	0	0	3	1	0	1	8	0	2	0	16
01:45 PM	1	6	1	9	1	0	0	5	5	1	9	1	39
Total	1	8	1	14	5	1	0	6	24	1	14	3	78
Grand Total	1	12	3	30	9	2	1	15	52	1	35	4	165
Apprch %	6.2	75	18.8	73.2	22	4.9	1.5	22.1	76.5	2.5	87.5	10	
Total %	0.6	7.3	1.8	18.2	5.5	1.2	0.6	9.1	31.5	0.6	21.2	2.4	
Bikes on ST	1	6	0	3	5	2	1	5	3	1	11	3	41
% Bikes on ST	100	50	0	10	55.6	100	100	33.3	5.8	100	31.4	75	24.8
Bikes on SW	0	6	3	27	4	0	0	10	49	0	24	1	124
% Bikes on SW	0	50	100	90	44.4	0	0	66.7	94.2	0	68.6	25	75.2

Start Time	Land Blvd From North				O'Brien Hwy From East				Land Blvd From South				O'Brien Hwy From West				Int. Total
	Left	Thru	Right	App. Total	Left	Thru	Right	App. Total	Left	Thru	Right	App. Total	Left	Thru	Right	App. Total	
12:00 PM	0	2	0	2	2	1	0	3	0	1	6	7	0	3	1	4	16
12:15 PM	0	1	0	1	4	1	1	6	1	1	8	10	0	4	0	4	21
12:30 PM	0	1	1	2	3	2	0	5	0	5	10	15	0	5	0	5	27
12:45 PM	0	0	1	1	7	0	0	7	0	2	4	6	0	9	0	9	23
Total Volume	0	4	2	6	16	4	1	21	1	9	28	38	0	21	1	22	87
% App. Total	0	66.7	33.3		76.2	19	4.8		2.6	23.7	73.7		0	95.5	4.5		
PHF	.000	.500	.500	.750	.571	.500	.250	.750	.250	.450	.700	.633	.000	.583	.250	.611	.806
Bikes on ST	0	4	0	4	3	1	1	5	1	3	2	6	0	6	0	6	21
% Bikes on ST	0	100	0	66.7	18.8	25.0	100	23.8	100	33.3	7.1	15.8	0	28.6	0	27.3	24.1
Bikes on SW	0	0	2	2	13	3	0	16	0	6	26	32	0	15	1	16	66
% Bikes on SW	0	0	100	33.3	81.3	75.0	0	76.2	0	66.7	92.9	84.2	0	71.4	100	72.7	75.9

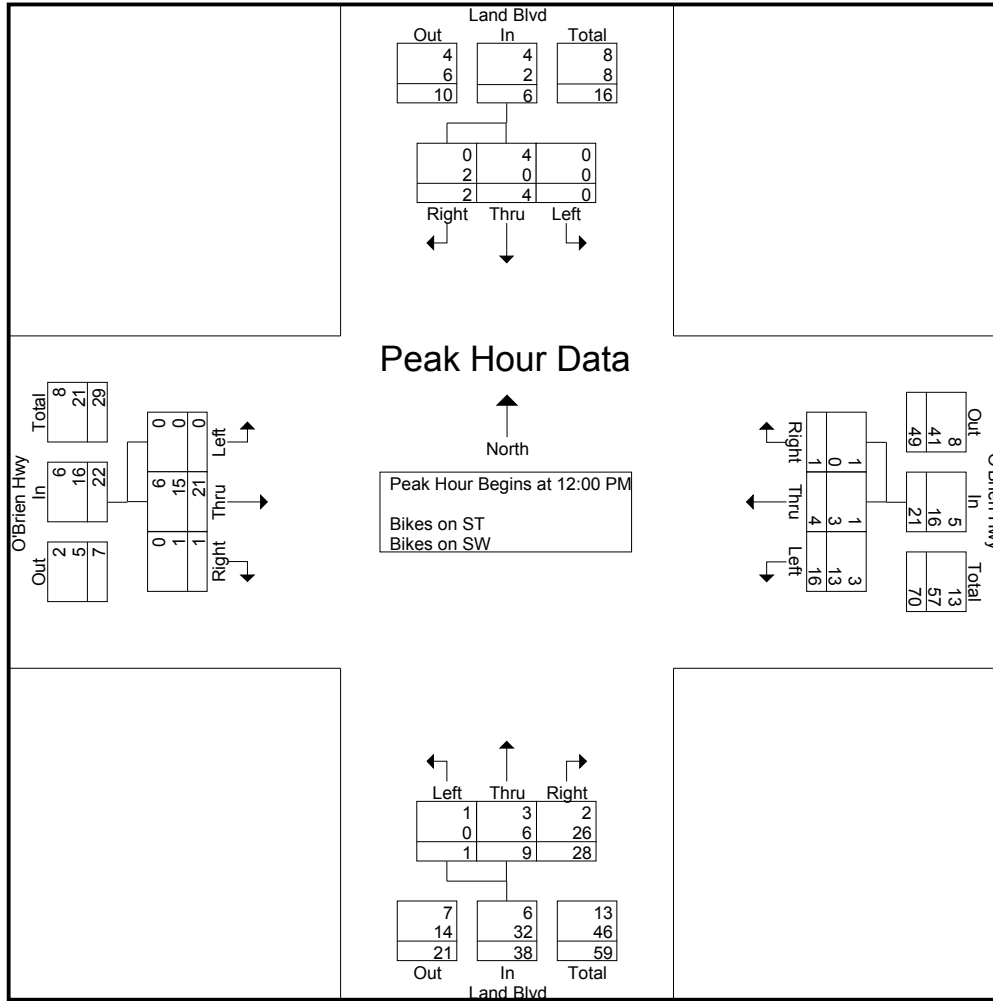
Peak Hour Analysis From 12:00 PM to 01:45 PM - Peak 1 of 1

Peak Hour for Entire Intersection Begins at 12:00 PM

Accurate Counts
978-664-2565

File Name : lg038BS6
Site Code : LG038006
Start Date : 5/18/2013
Page No : 2

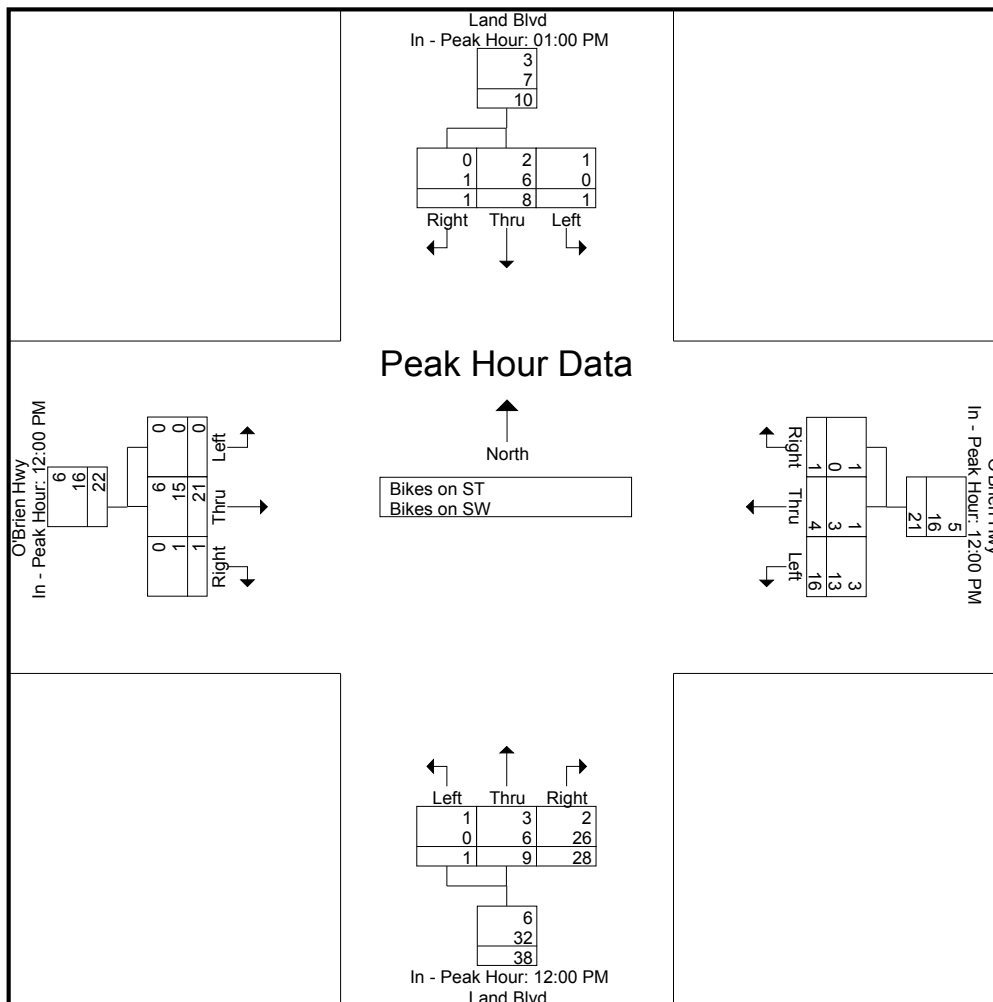
N/S Street : Land Boulevard
E/W Street: O'Brien Highway
City/State : Cambridge, MA
Weather : Clear



Peak Hour Analysis From 12:00 PM to 01:45 PM - Peak 1 of 1
Peak Hour for Each Approach Begins at:

	01:00 PM				12:00 PM				12:00 PM				12:00 PM			
+0 mins.	0	0	0	0	2	1	0	3	0	1	6	7	0	3	1	4
+15 mins.	0	1	0	1	4	1	1	6	1	1	8	10	0	4	0	4
+30 mins.	0	1	0	1	3	2	0	5	0	5	10	15	0	5	0	5
+45 mins.	1	6	1	8	7	0	0	7	0	2	4	6	0	9	0	9
Total Volume	1	8	1	10	16	4	1	21	1	9	28	38	0	21	1	22
% App. Total	10	80	10		76.2	19	4.8		2.6	23.7	73.7		0	95.5	4.5	
PHF	.250	.333	.250	.313	.571	.500	.250	.750	.250	.450	.700	.633	.000	.583	.250	.611
Bikes on ST	1	2	0	3	3	1	1	5	1	3	2	6	0	6	0	6
% Bikes on ST	100	25	0	30	18.8	25	100	23.8	100	33.3	7.1	15.8	0	28.6	0	27.3
Bikes on SW	0	6	1	7	13	3	0	16	0	6	26	32	0	15	1	16

Accurate Counts
978-664-2565



Accurate Counts
978-664-2565

N/S Street : Land Boulevard
E/W Street: O'Brien Highway
City/State : Cambridge, MA
Weather : Clear

File Name : lg038BS6
Site Code : LG038006
Start Date : 5/18/2013
Page No : 1

Groups Printed- Bikes on ST

Start Time	Land Blvd From North			O'Brien Hwy From East			Land Blvd From South			O'Brien Hwy From West			Int. Total
	Left	Thru	Right	Left	Thru	Right	Left	Thru	Right	Left	Thru	Right	
12:00 PM	0	2	0	0	0	0	0	0	0	0	1	0	3
12:15 PM	0	1	0	0	0	1	1	0	0	0	3	0	6
12:30 PM	0	1	0	0	1	0	0	3	1	0	2	0	8
12:45 PM	0	0	0	3	0	0	0	0	1	0	0	0	4
Total	0	4	0	3	1	1	1	3	2	0	6	0	21
01:00 PM	0	0	0	0	0	0	0	0	0	0	0	1	1
01:15 PM	0	1	0	0	1	0	0	0	0	0	2	1	5
01:30 PM	0	0	0	0	3	1	0	0	0	0	1	0	5
01:45 PM	1	1	0	0	0	0	0	2	1	1	2	1	9
Total	1	2	0	0	4	1	0	2	1	1	5	3	20
Grand Total	1	6	0	3	5	2	1	5	3	1	11	3	41
Apprch %	14.3	85.7	0	30	50	20	11.1	55.6	33.3	6.7	73.3	20	
Total %	2.4	14.6	0	7.3	12.2	4.9	2.4	12.2	7.3	2.4	26.8	7.3	

Start Time	Land Blvd From North				O'Brien Hwy From East				Land Blvd From South				O'Brien Hwy From West				Int. Total
	Left	Thru	Right	App. Total	Left	Thru	Right	App. Total	Left	Thru	Right	App. Total	Left	Thru	Right	App. Total	
12:00 PM	0	2	0	2	0	0	0	0	0	0	0	0	0	1	0	1	3
12:15 PM	0	1	0	1	0	0	1	1	1	0	0	1	0	3	0	3	6
12:30 PM	0	1	0	1	0	1	0	1	0	3	1	4	0	2	0	2	8
12:45 PM	0	0	0	0	3	0	0	3	0	0	1	1	0	0	0	0	4
Total Volume	0	4	0	4	3	1	1	5	1	3	2	6	0	6	0	6	21
% App. Total	0	100	0	0	60	20	20	0	16.7	50	33.3	0	0	100	0	0	0
PHF	.000	.500	.000	.500	.250	.250	.250	.417	.250	.250	.500	.375	.000	.500	.000	.500	.656

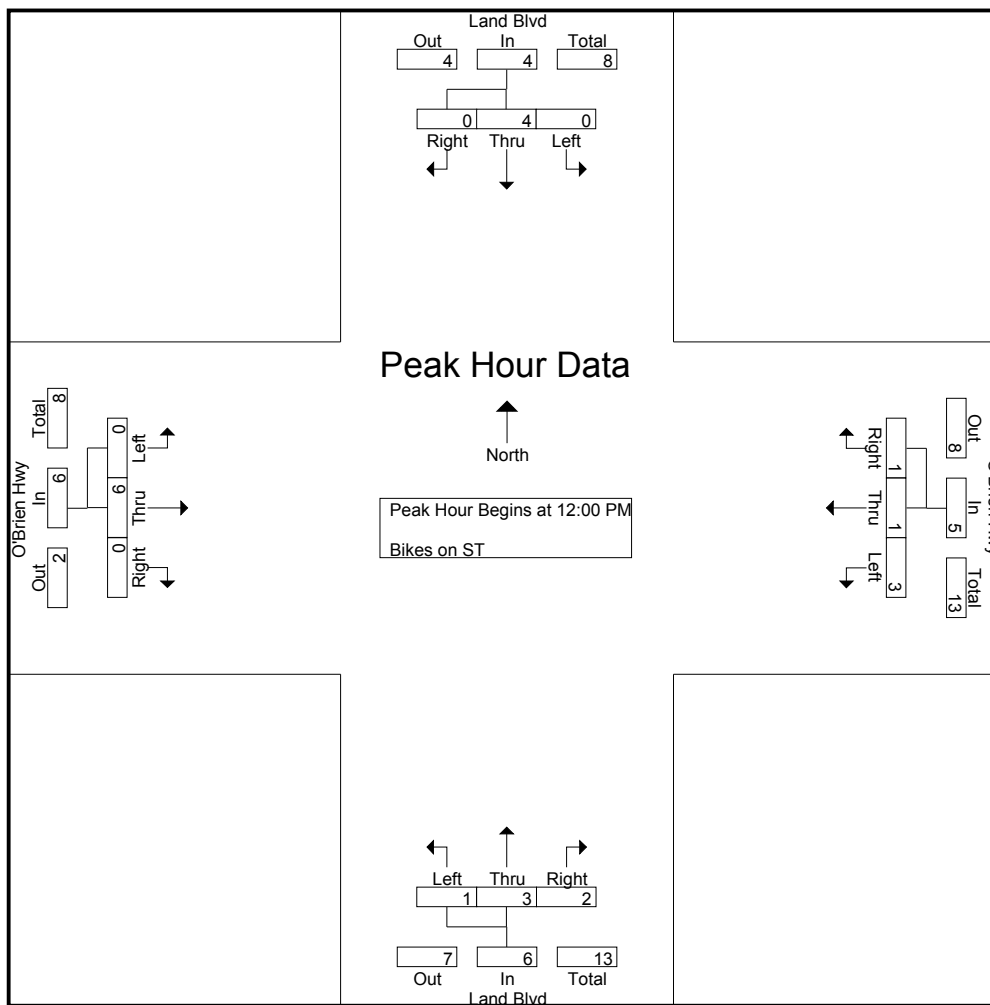
Peak Hour Analysis From 12:00 PM to 01:45 PM - Peak 1 of 1

Peak Hour for Entire Intersection Begins at 12:00 PM

Accurate Counts
978-664-2565

File Name : lg038BS6
Site Code : LG038006
Start Date : 5/18/2013
Page No : 2

N/S Street : Land Boulevard
E/W Street: O'Brien Highway
City/State : Cambridge, MA
Weather : Clear



Peak Hour Analysis From 12:00 PM to 01:45 PM - Peak 1 of 1

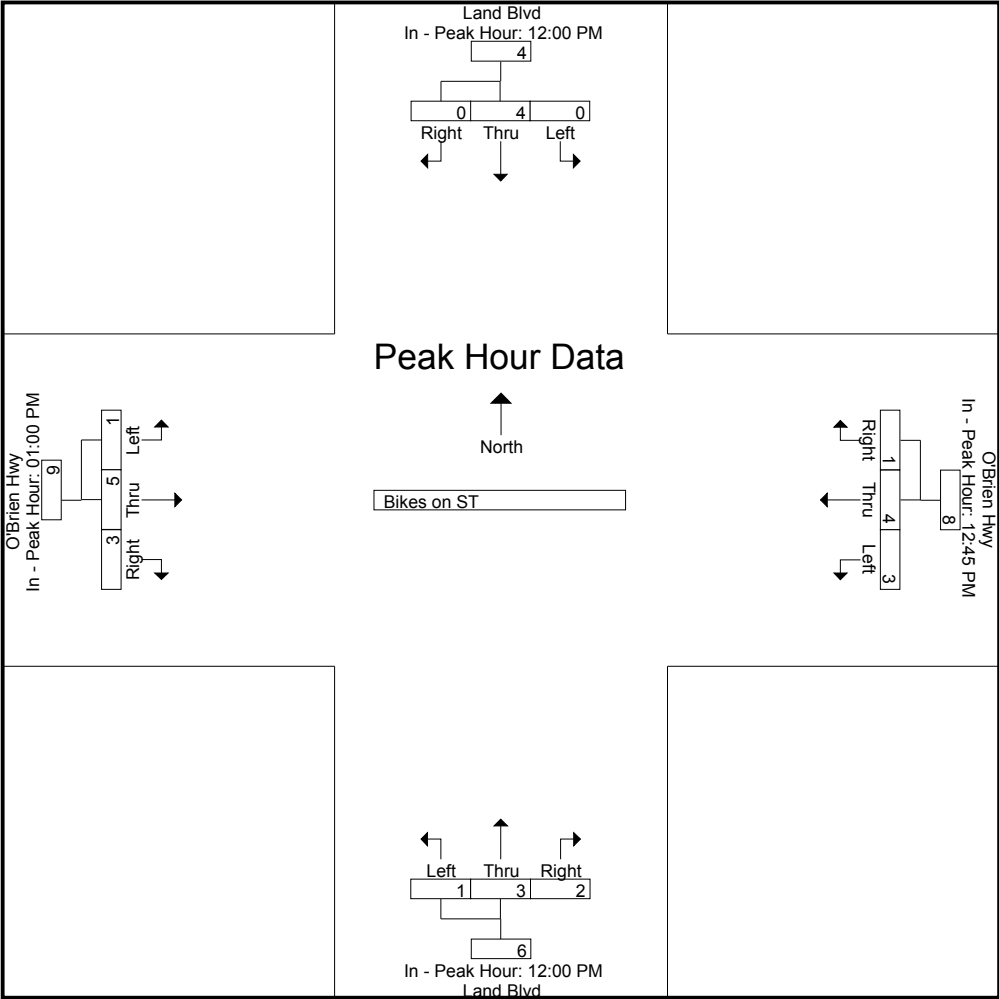
Peak Hour for Each Approach Begins at:

	12:00 PM				12:45 PM				01:00 PM							
+0 mins.	0	2	0	2	3	0	0	3	0	0	0	0	0	1	1	1
+15 mins.	0	1	0	1	0	0	0	0	1	0	0	1	0	2	1	3
+30 mins.	0	1	0	1	0	1	0	1	0	3	1	4	0	1	0	1
+45 mins.	0	0	0	0	0	3	1	4	0	0	1	1	1	2	1	4
Total Volume	0	4	0	4	3	4	1	8	1	3	2	6	1	5	3	9
% App. Total	0	100	0	.500	37.5	50	12.5	.500	16.7	50	33.3	.375	11.1	55.6	33.3	.563
PHF	.000	.500	.000	.500	.250	.333	.250	.500	.250	.250	.500	.375	.250	.625	.750	.563

Accurate Counts
978-664-2565

N/S Street : Land Boulevard
 E/W Street: O'Brien Highway
 City/State : Cambridge, MA
 Weather : Clear

File Name : lg038BS6
 Site Code : LG038006
 Start Date : 5/18/2013
 Page No : 3



Accurate Counts
978-664-2565

N/S Street : Land Boulevard
E/W Street: O'Brien Highway
City/State : Cambridge, MA
Weather : Clear

File Name : lg038BS6
Site Code : LG038006
Start Date : 5/18/2013
Page No : 1

Groups Printed- Bikes on SW

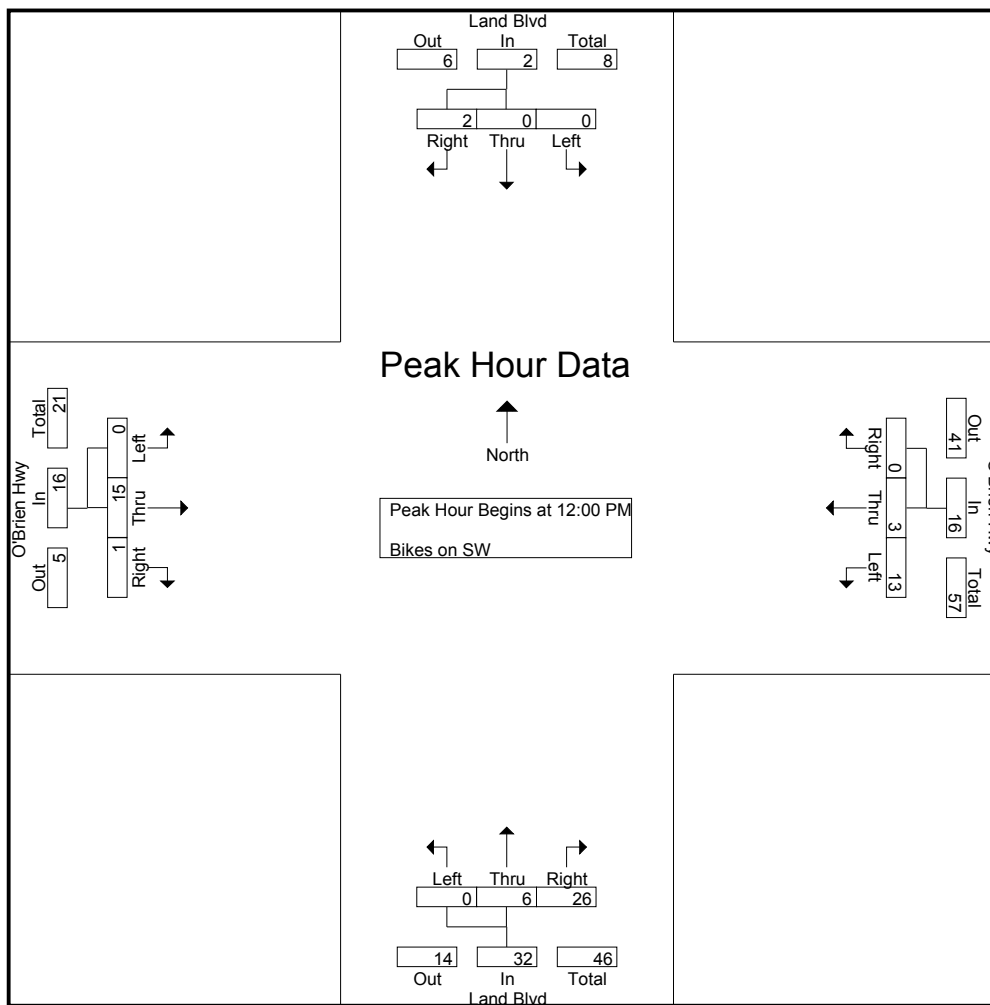
Start Time	Land Blvd From North			O'Brien Hwy From East			Land Blvd From South			O'Brien Hwy From West			Int. Total
	Left	Thru	Right	Left	Thru	Right	Left	Thru	Right	Left	Thru	Right	
12:00 PM	0	0	0	2	1	0	0	1	6	0	2	1	13
12:15 PM	0	0	0	4	1	0	0	1	8	0	1	0	15
12:30 PM	0	0	1	3	1	0	0	2	9	0	3	0	19
12:45 PM	0	0	1	4	0	0	0	2	3	0	9	0	19
Total	0	0	2	13	3	0	0	6	26	0	15	1	66
01:00 PM	0	0	0	0	0	0	0	0	5	0	0	0	5
01:15 PM	0	0	0	5	0	0	0	0	6	0	1	0	12
01:30 PM	0	1	0	0	0	0	0	1	8	0	1	0	11
01:45 PM	0	5	1	9	1	0	0	3	4	0	7	0	30
Total	0	6	1	14	1	0	0	4	23	0	9	0	58
Grand Total	0	6	3	27	4	0	0	10	49	0	24	1	124
Apprch %	0	66.7	33.3	87.1	12.9	0	0	16.9	83.1	0	96	4	
Total %	0	4.8	2.4	21.8	3.2	0	0	8.1	39.5	0	19.4	0.8	

Start Time	Land Blvd From North				O'Brien Hwy From East				Land Blvd From South				O'Brien Hwy From West				Int. Total
	Left	Thru	Right	App. Total	Left	Thru	Right	App. Total	Left	Thru	Right	App. Total	Left	Thru	Right	App. Total	
Peak Hour Analysis From 12:00 PM to 01:45 PM - Peak 1 of 1																	
Peak Hour for Entire Intersection Begins at 12:00 PM																	
12:00 PM	0	0	0	0	2	1	0	3	0	1	6	7	0	2	1	3	13
12:15 PM	0	0	0	0	4	1	0	5	0	1	8	9	0	1	0	1	15
12:30 PM	0	0	1	1	3	1	0	4	0	2	9	11	0	3	0	3	19
12:45 PM	0	0	1	1	4	0	0	4	0	2	3	5	0	9	0	9	19
Total Volume	0	0	2	2	13	3	0	16	0	6	26	32	0	15	1	16	66
% App. Total	0	0	100		81.2	18.8	0		0	18.8	81.2		0	93.8	6.2		
PHF	.000	.000	.500	.500	.813	.750	.000	.800	.000	.750	.722	.727	.000	.417	.250	.444	.868

Accurate Counts
978-664-2565

File Name : lg038BS6
Site Code : LG038006
Start Date : 5/18/2013
Page No : 2

N/S Street : Land Boulevard
E/W Street: O'Brien Highway
City/State : Cambridge, MA
Weather : Clear



Peak Hour Analysis From 12:00 PM to 01:45 PM - Peak 1 of 1

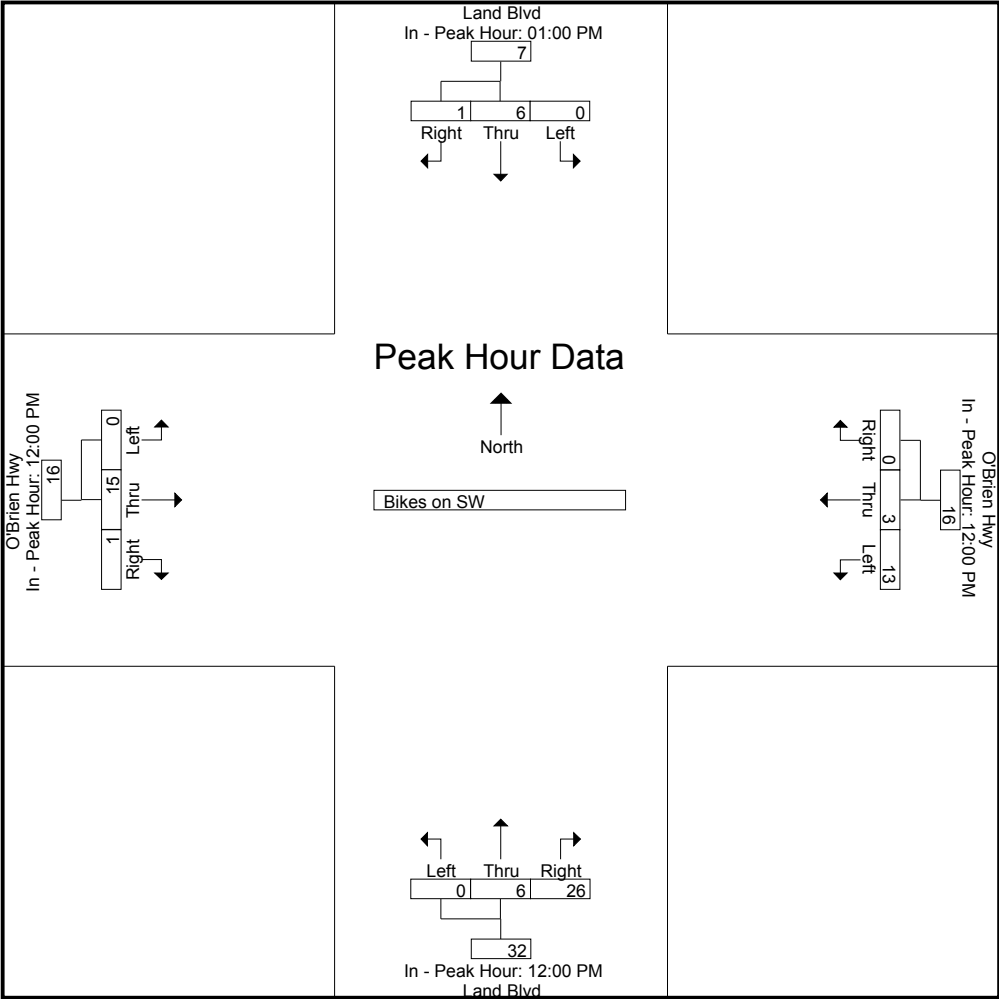
Peak Hour for Each Approach Begins at:

	01:00 PM				12:00 PM				12:00 PM				12:00 PM			
+0 mins.	0	0	0	0	2	1	0	3	0	1	6	7	0	2	1	3
+15 mins.	0	0	0	0	4	1	0	5	0	1	8	9	0	1	0	1
+30 mins.	0	1	0	1	3	1	0	4	0	2	9	11	0	3	0	3
+45 mins.	0	5	1	6	4	0	0	4	0	2	3	5	0	9	0	9
Total Volume	0	6	1	7	13	3	0	16	0	6	26	32	0	15	1	16
% App. Total	0	85.7	14.3		81.2	18.8	0		0	18.8	81.2		0	93.8	6.2	
PHF	.000	.300	.250	.292	.813	.750	.000	.800	.000	.750	.722	.727	.000	.417	.250	.444

Accurate Counts
978-664-2565

N/S Street : Land Boulevard
 E/W Street: O'Brien Highway
 City/State : Cambridge, MA
 Weather : Clear

File Name : lg038BS6
 Site Code : LG038006
 Start Date : 5/18/2013
 Page No : 3



Accurate Counts
978-664-2565

N/S Street : Bicycle Counts at ATR
E/W Street : on Binney Street
City/State : Cambridge, MA
Weather : Clear

File Name : LG0380S1
Site Code : LG038001
Start Date : 5/18/2013
Page No : 1

Groups Printed- Bikes on ST - Bikes on SW

Start Time	From East		From West		Int. Total
	Thru		Thru		
12:00 PM	1		4		5
12:15 PM	3		4		7
12:30 PM	2		1		3
12:45 PM	1		5		6
Total	7		14		21
01:00 PM	2		4		6
01:15 PM	2		3		5
01:30 PM	1		3		4
01:45 PM	1		1		2
Total	6		11		17
Grand Total	13		25		38
Apprch %	100		100		
Total %	34.2		65.8		
Bikes on ST	13		25		38
% Bikes on ST	100		100		100
Bikes on SW	0		0		0
% Bikes on SW	0		0		0

Start Time	From North	From East		From South	From West		Int. Total
	App. Total	Thru	App. Total	App. Total	Thru	App. Total	

Peak Hour Analysis From 12:00 PM to 01:45 PM - Peak 1 of 1


Peak Hour for Entire Intersection Begins at 12:15 PM

12:15 PM	0	3	3	0	4	4	7
12:30 PM	0	2	2	0	1	1	3
12:45 PM	0	1	1	0	5	5	6
01:00 PM	0	2	2	0	4	4	6
Total Volume	0	8	8	0	14	14	22
% App. Total		100			100		
PHF	.000	.667	.667	.000	.700	.700	.786
Bikes on ST	0	8	8	0	14	14	22
% Bikes on ST	0	100	100	0	100	100	100
Bikes on SW	0	0	0	0	0	0	0
% Bikes on SW	0	0	0	0	0	0	0

Accurate Counts
978-664-2565

N/S Street : Bicycle Counts at ATR
E/W Street : on Binney Street
City/State : Cambridge, MA
Weather : Clear

File Name : LG0380S1
Site Code : LG038001
Start Date : 5/18/2013
Page No : 2



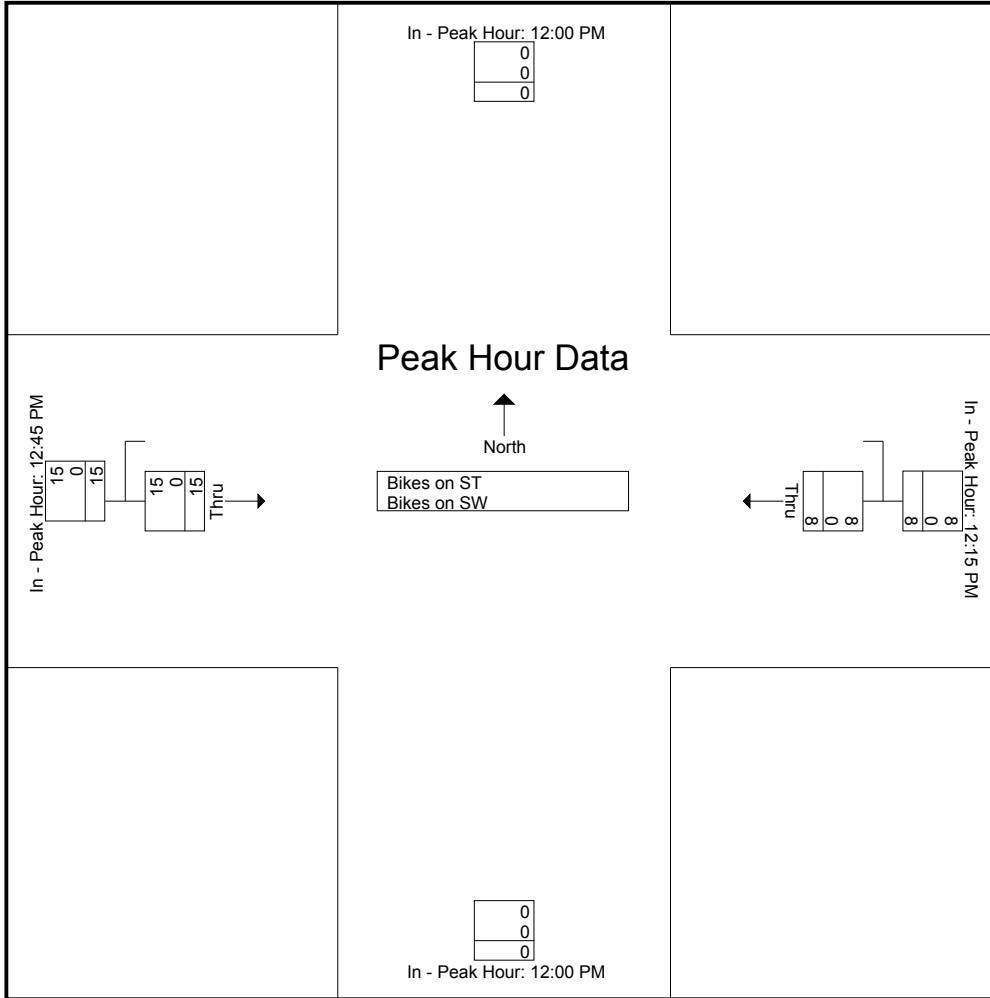
Peak Hour Analysis From 12:00 PM to 01:45 PM - Peak 1 of 1
Peak Hour for Each Approach Begins at:

	12:00 PM	12:15 PM	12:00 PM	12:45 PM	
+0 mins.	0	3	0	5	5
+15 mins.	0	2	0	4	4
+30 mins.	0	1	0	3	3
+45 mins.	0	2	0	3	3
Total Volume	0	8	0	15	15
% App. Total		100		100	
PHF	.000	.667	.667	.750	.750
Bikes on ST	0	8	0	15	15
% Bikes on ST	0	100	0	100	100
Bikes on SW	0	0	0	0	0
% Bikes on SW	0	0	0	0	0

Accurate Counts
978-664-2565

File Name : LG0380S1
Site Code : LG038001
Start Date : 5/18/2013
Page No : 3

N/S Street : Bicycle Counts at ATR
E/W Street : on Binney Street
City/State : Cambridge, MA
Weather : Clear



Accurate Counts
978-664-2565

N/S Street : Bicycle Counts at ATR
E/W Street : on Binney Street
City/State : Cambridge, MA
Weather : Clear

File Name : LG0380S1
Site Code : LG038001
Start Date : 5/18/2013
Page No : 1

Groups Printed- Bikes on ST

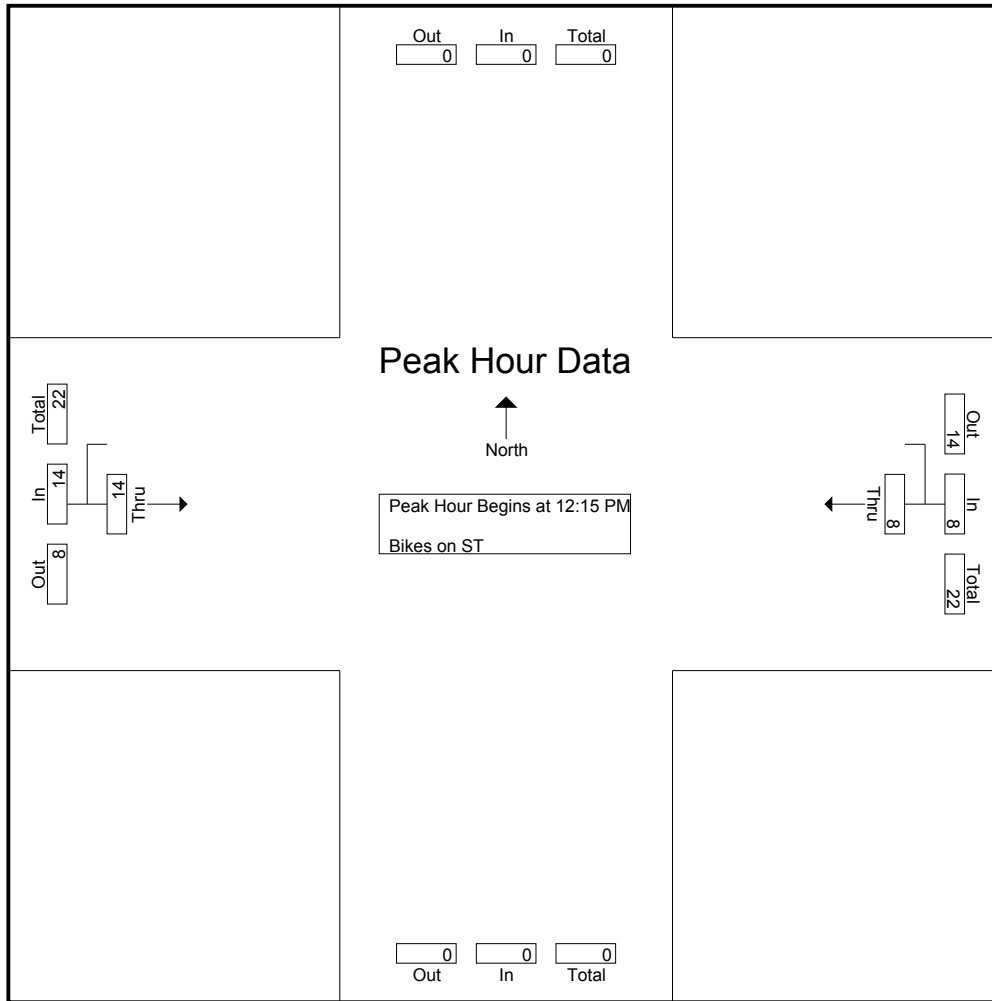
Start Time	From East		From West		Int. Total
	Thru		Thru		
12:00 PM	1		4		5
12:15 PM	3		4		7
12:30 PM	2		1		3
12:45 PM	1		5		6
Total	7		14		21
01:00 PM	2		4		6
01:15 PM	2		3		5
01:30 PM	1		3		4
01:45 PM	1		1		2
Total	6		11		17
Grand Total	13		25		38
Apprch %	100		100		
Total %	34.2		65.8		

Start Time	From North	From East		From South	From West		Int. Total
	App. Total	Thru	App. Total	App. Total	Thru	App. Total	
Peak Hour Analysis From 12:00 PM to 01:45 PM - Peak 1 of 1							
Peak Hour for Entire Intersection Begins at 12:15 PM							
12:15 PM	0	3	3	0	4	4	7
12:30 PM	0	2	2	0	1	1	3
12:45 PM	0	1	1	0	5	5	6
01:00 PM	0	2	2	0	4	4	6
Total Volume	0	8	8	0	14	14	22
% App. Total		100			100		
PHF	.000	.667	.667	.000	.700	.700	.786

Accurate Counts
978-664-2565

File Name : LG0380S1
Site Code : LG038001
Start Date : 5/18/2013
Page No : 2

N/S Street : Bicycle Counts at ATR
E/W Street : on Binney Street
City/State : Cambridge, MA
Weather : Clear



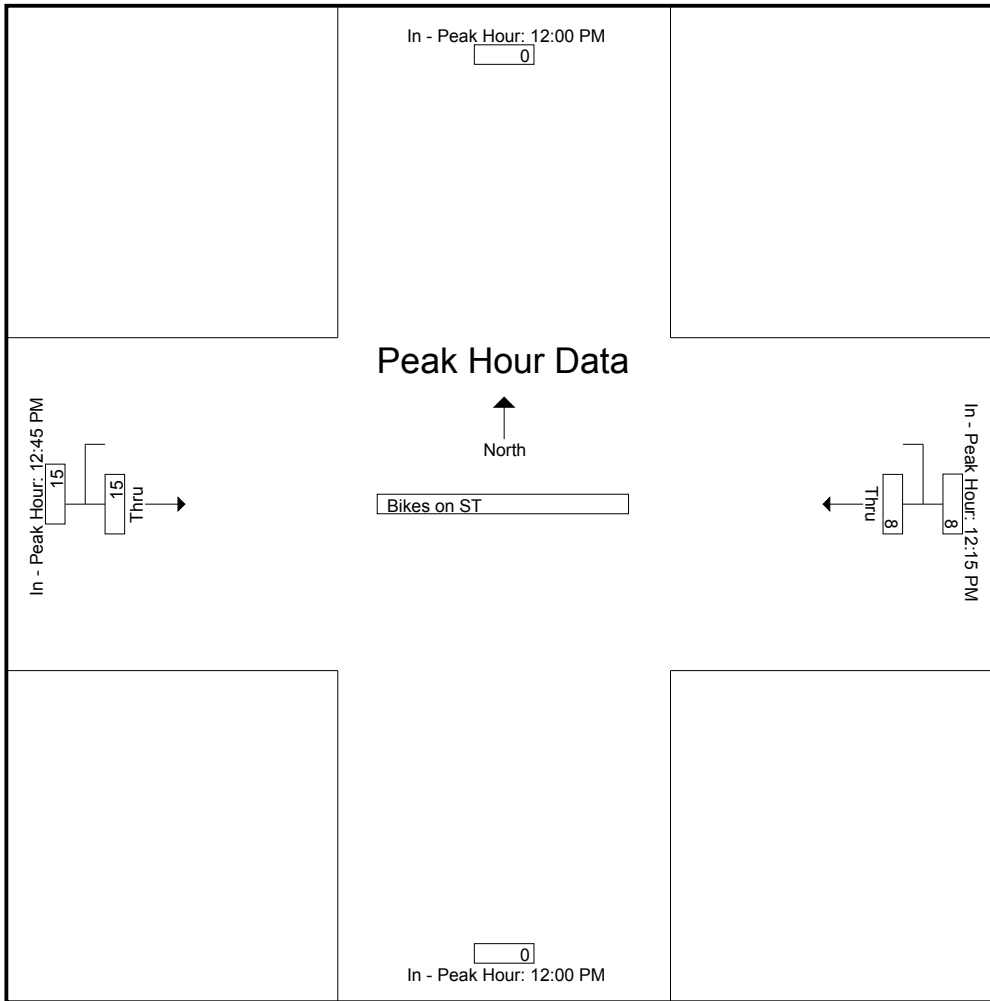
Peak Hour Analysis From 12:00 PM to 01:45 PM - Peak 1 of 1
Peak Hour for Each Approach Begins at:

	12:00 PM	12:15 PM	12:00 PM	12:45 PM
+0 mins.	0	3	0	5
+15 mins.	0	2	0	4
+30 mins.	0	1	0	3
+45 mins.	0	2	0	3
Total Volume	0	8	0	15
% App. Total		100		100
PHF	.000	.667	.000	.750

Accurate Counts
978-664-2565

File Name : LG0380S1
Site Code : LG038001
Start Date : 5/18/2013
Page No : 3

N/S Street : Bicycle Counts at ATR
E/W Street : on Binney Street
City/State : Cambridge, MA
Weather : Clear



Accurate Counts

978-664-2565

N/S Street : Bicycle Counts at ATR
 E/W Street: on Main Street
 City/State : Cambridge, MA
 Weather : Clear

File Name : LG0380S2
 Site Code : LG038002
 Start Date : 5/18/2013
 Page No : 1

Groups Printed- Bikes on ST - Bikes on SW

	From East		From West		Int. Total
	Start Time	Thru	Thru	Thru	
	12:00 PM	1		5	6
	12:15 PM	2		4	6
	12:30 PM	3		2	5
	12:45 PM	2		4	6
	Total	8		15	23
	01:00 PM	3		0	3
	01:15 PM	8		6	14
	01:30 PM	2		8	10
	01:45 PM	1		3	4
	Total	14		17	31
	Grand Total	22		32	54
	Apprch %	100		100	
	Total %	40.7		59.3	
	Bikes on ST	21		31	52
	% Bikes on ST	95.5		96.9	96.3
	Bikes on SW	1		1	2
	% Bikes on SW	4.5		3.1	3.7

	From North	From East		From South	From West		Int. Total
	Start Time	App. Total	Thru	App. Total	App. Total	Thru	

Peak Hour Analysis From 12:00 PM to 01:45 PM - Peak 1 of 1


Peak Hour for Entire Intersection Begins at 12:45 PM

12:45 PM	0	2	2	0	4	4	6
01:00 PM	0	3	3	0	0	0	3
01:15 PM	0	8	8	0	6	6	14
01:30 PM	0	2	2	0	8	8	10
Total Volume	0	15	15	0	18	18	33
% App. Total		100			100		
PHF	.000	.469	.469	.000	.563	.563	.589
Bikes on ST	0	14	14	0	18	18	32
% Bikes on ST	0	93.3	93.3	0	100	100	97.0
Bikes on SW	0	1	1	0	0	0	1
% Bikes on SW	0	6.7	6.7	0	0	0	3.0

Accurate Counts
978-664-2565

N/S Street : Bicycle Counts at ATR
E/W Street: on Main Street
City/State : Cambridge, MA
Weather : Clear

File Name : LG0380S2
Site Code : LG038002
Start Date : 5/18/2013
Page No : 2



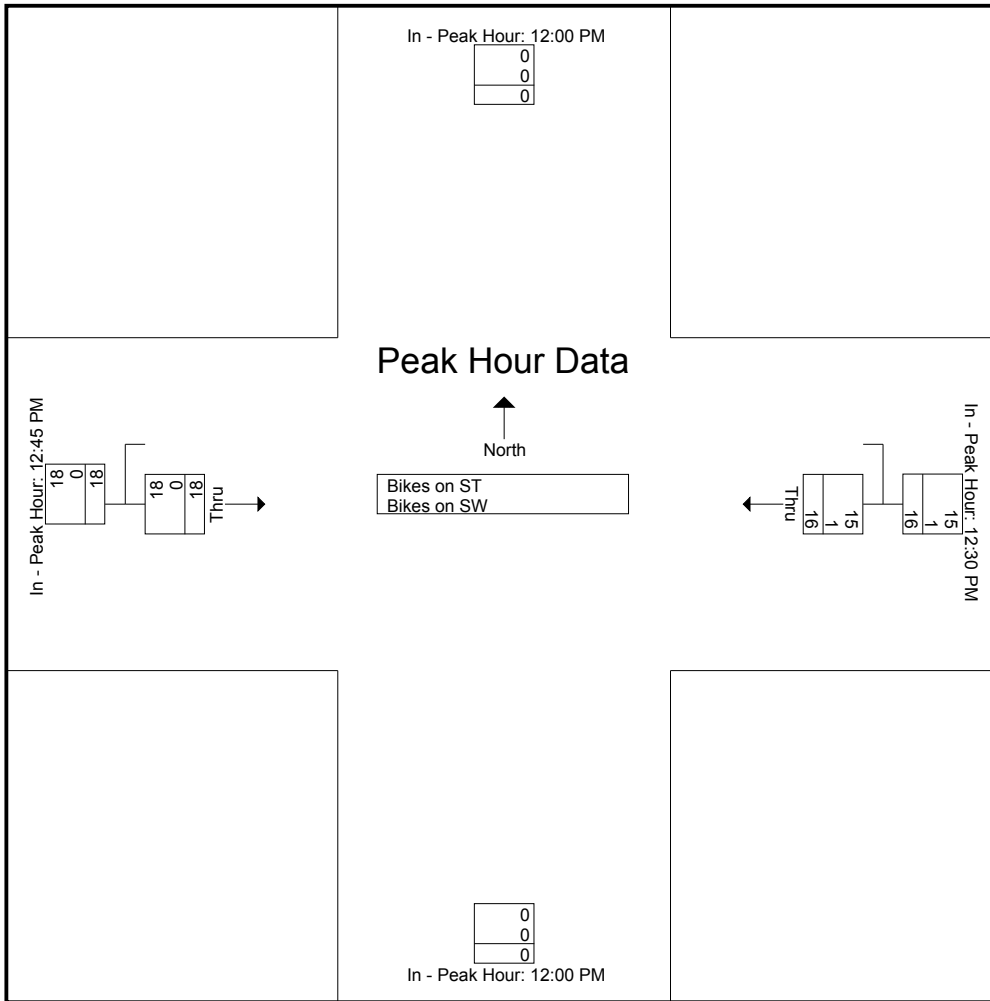
Peak Hour Analysis From 12:00 PM to 01:45 PM - Peak 1 of 1
Peak Hour for Each Approach Begins at:

	12:00 PM	12:30 PM	12:00 PM	12:45 PM
+0 mins.	0	3	0	4
+15 mins.	0	2	0	0
+30 mins.	0	3	0	6
+45 mins.	0	8	0	8
Total Volume	0	16	0	18
% App. Total		100		100
PHF	.000	.500	.000	.563
Bikes on ST	0	15	0	18
% Bikes on ST	0	93.8	0	100
Bikes on SW	0	1	0	0
% Bikes on SW	0	6.2	0	0

Accurate Counts
978-664-2565

File Name : LG0380S2
Site Code : LG038002
Start Date : 5/18/2013
Page No : 3

N/S Street : Bicycle Counts at ATR
E/W Street: on Main Street
City/State : Cambridge, MA
Weather : Clear



Accurate Counts
978-664-2565

N/S Street : Bicycle Counts at ATR
E/W Street: on Main Street
City/State : Cambridge, MA
Weather : Clear

File Name : LG0380S2
Site Code : LG038002
Start Date : 5/18/2013
Page No : 1

Groups Printed- Bikes on ST

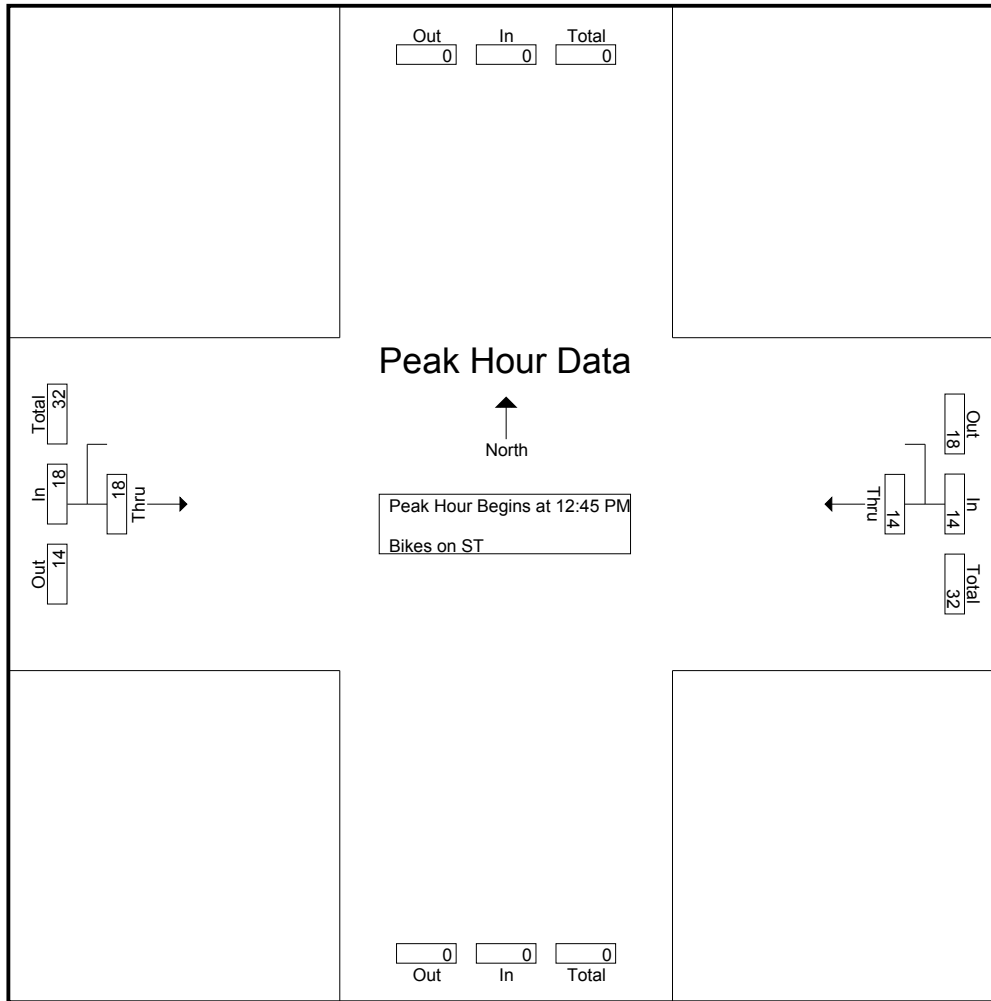
	From East	From West	
Start Time	Thru	Thru	Int. Total
12:00 PM	1	4	5
12:15 PM	2	4	6
12:30 PM	3	2	5
12:45 PM	2	4	6
Total	8	14	22
01:00 PM	3	0	3
01:15 PM	7	6	13
01:30 PM	2	8	10
01:45 PM	1	3	4
Total	13	17	30
Grand Total	21	31	52
Apprch %	100	100	
Total %	40.4	59.6	

	From North	From East	From South	From West			
Start Time	App. Total	Thru	App. Total	App. Total	Thru	App. Total	Int. Total
Peak Hour Analysis From 12:00 PM to 01:45 PM - Peak 1 of 1							
Peak Hour for Entire Intersection Begins at 12:45 PM							
12:45 PM	0	2	2	0	4	4	6
01:00 PM	0	3	3	0	0	0	3
01:15 PM	0	7	7	0	6	6	13
01:30 PM	0	2	2	0	8	8	10
Total Volume	0	14	14	0	18	18	32
% App. Total		100			100		
PHF	.000	.500	.500	.000	.563	.563	.615

Accurate Counts
978-664-2565

N/S Street : Bicycle Counts at ATR
E/W Street: on Main Street
City/State : Cambridge, MA
Weather : Clear

File Name : LG0380S2
Site Code : LG038002
Start Date : 5/18/2013
Page No : 2



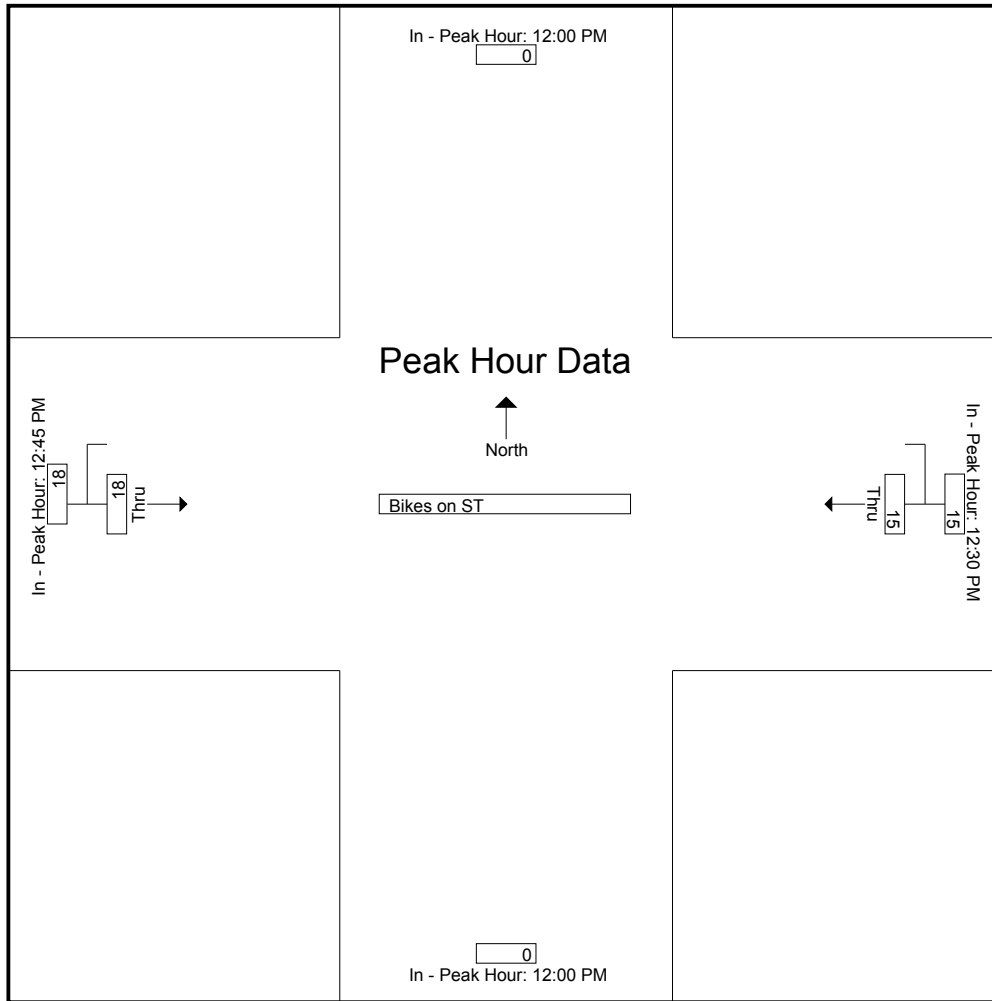
Peak Hour Analysis From 12:00 PM to 01:45 PM - Peak 1 of 1
Peak Hour for Each Approach Begins at:

	12:00 PM	12:30 PM	12:00 PM	12:45 PM
+0 mins.	0	3	0	4
+15 mins.	0	2	0	0
+30 mins.	0	3	0	6
+45 mins.	0	7	0	8
Total Volume	0	15	0	18
% App. Total		100		100
PHF	.000	.536	.000	.563

Accurate Counts
978-664-2565

File Name : LG0380S2
Site Code : LG038002
Start Date : 5/18/2013
Page No : 3

N/S Street : Bicycle Counts at ATR
E/W Street: on Main Street
City/State : Cambridge, MA
Weather : Clear



Accurate Counts

978-664-2565

N/S Street : Bicycle Counts at ATR
 E/W Street : on Vassar Street
 City/State : Cambridge, MA
 Weather : Clear

File Name : LG0380S3
 Site Code : LG038003
 Start Date : 5/18/2013
 Page No : 1

Groups Printed- Bikes on ST - Bikes on SW

Start Time	From North		From South		Int. Total
	Thru		Thru		
12:00 PM	14		6		20
12:15 PM	4		9		13
12:30 PM	2		10		12
12:45 PM	6		3		9
Total	26		28		54
01:00 PM	6		7		13
01:15 PM	5		11		16
01:30 PM	5		3		8
01:45 PM	4		4		8
Total	20		25		45
Grand Total	46		53		99
Apprch %	100		100		
Total %	46.5		53.5		
Bikes on ST	43		52		95
% Bikes on ST	93.5		98.1		96
Bikes on SW	3		1		4
% Bikes on SW	6.5		1.9		4

Start Time	From North		From East	From South		From West	Int. Total
	Thru	App. Total	App. Total	Thru	App. Total	App. Total	

Peak Hour Analysis From 12:00 PM to 01:45 PM - Peak 1 of 1

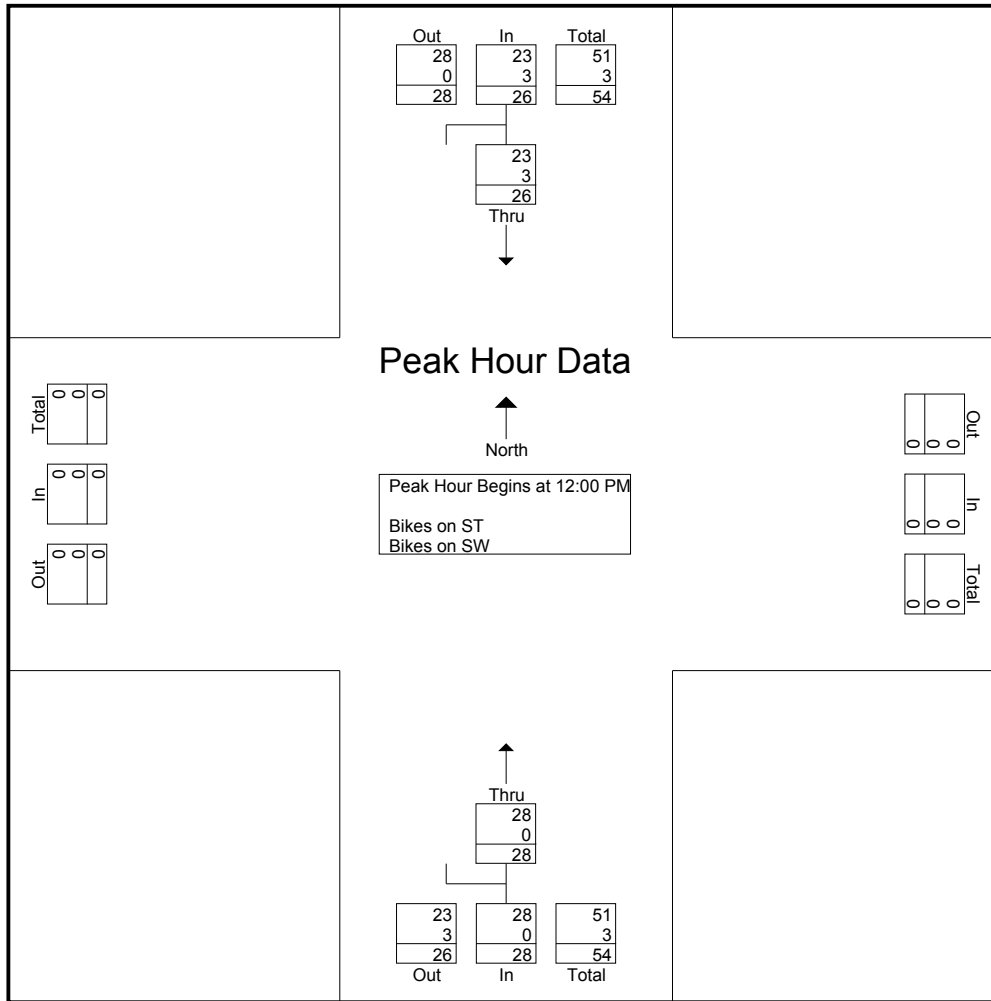
Peak Hour for Entire Intersection Begins at 12:00 PM

12:00 PM	14	14	0	6	6	0	20
12:15 PM	4	4	0	9	9	0	13
12:30 PM	2	2	0	10	10	0	12
12:45 PM	6	6	0	3	3	0	9
Total Volume	26	26	0	28	28	0	54
% App. Total	100	100	0	100	100	0	94.4
PHF	.464	.464	.000	.700	.700	.000	.675
Bikes on ST	23	23	0	28	28	0	51
% Bikes on ST	88.5	88.5	0	100	100	0	94.4
Bikes on SW	3	3	0	0	0	0	3
% Bikes on SW	11.5	11.5	0	0	0	0	5.6

Accurate Counts
978-664-2565

N/S Street : Bicycle Counts at ATR
E/W Street : on Vassar Street
City/State : Cambridge, MA
Weather : Clear

File Name : LG0380S3
Site Code : LG038003
Start Date : 5/18/2013
Page No : 2



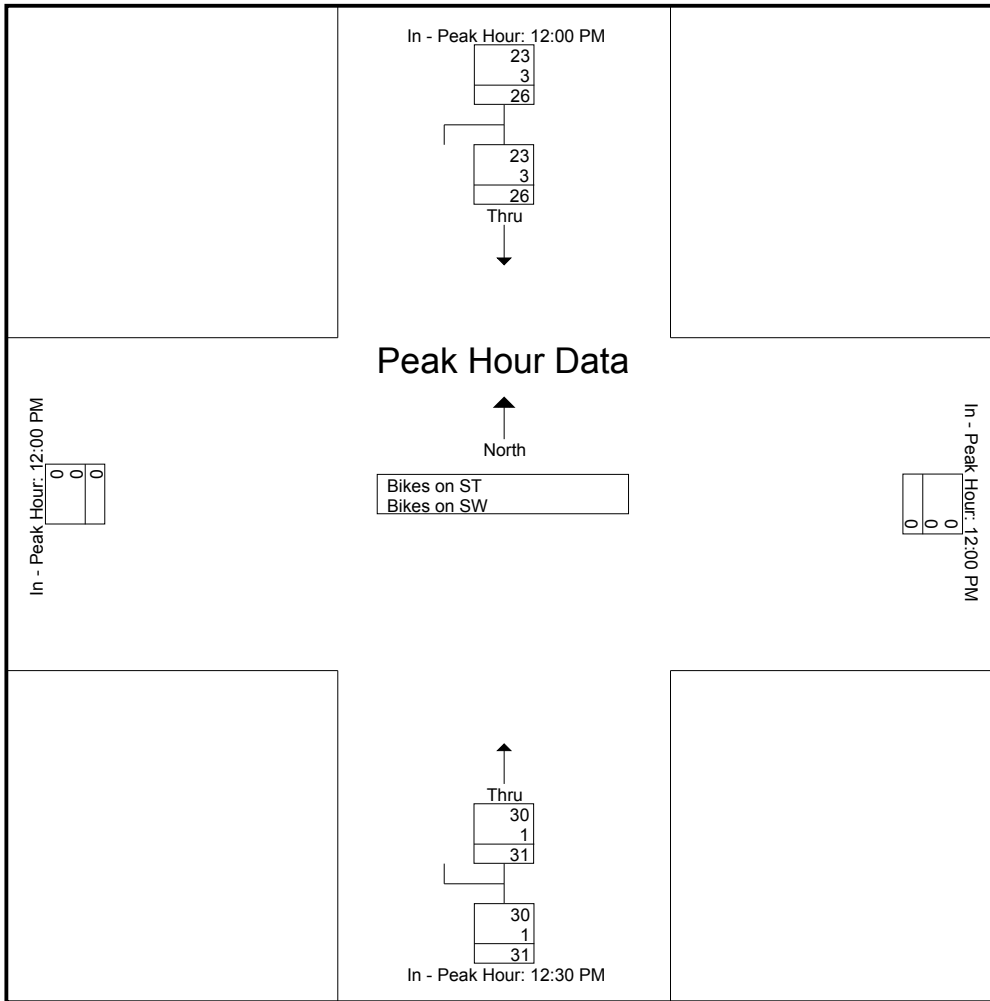
Peak Hour Analysis From 12:00 PM to 01:45 PM - Peak 1 of 1
Peak Hour for Each Approach Begins at:

	12:00 PM		12:00 PM		12:30 PM		12:00 PM
+0 mins.	14	14	0		10	10	0
+15 mins.	4	4	0		3	3	0
+30 mins.	2	2	0		7	7	0
+45 mins.	6	6	0		11	11	0
Total Volume	26	26	0		31	31	0
% App. Total	100				100		
PHF	.464	.464	.000		.705	.705	.000
Bikes on ST	23	23	0		30	30	0
% Bikes on ST	88.5	88.5	0		96.8	96.8	0
Bikes on SW	3	3	0		1	1	0
% Bikes on SW	11.5	11.5	0		3.2	3.2	0

Accurate Counts
978-664-2565

File Name : LG0380S3
Site Code : LG038003
Start Date : 5/18/2013
Page No : 3

N/S Street : Bicycle Counts at ATR
E/W Street : on Vassar Street
City/State : Cambridge, MA
Weather : Clear



Accurate Counts
978-664-2565

N/S Street : Bicycle Counts at ATR
E/W Street : on Vassar Street
City/State : Cambridge, MA
Weather : Clear

File Name : LG0380S3
Site Code : LG038003
Start Date : 5/18/2013
Page No : 1

Groups Printed- Bikes on ST

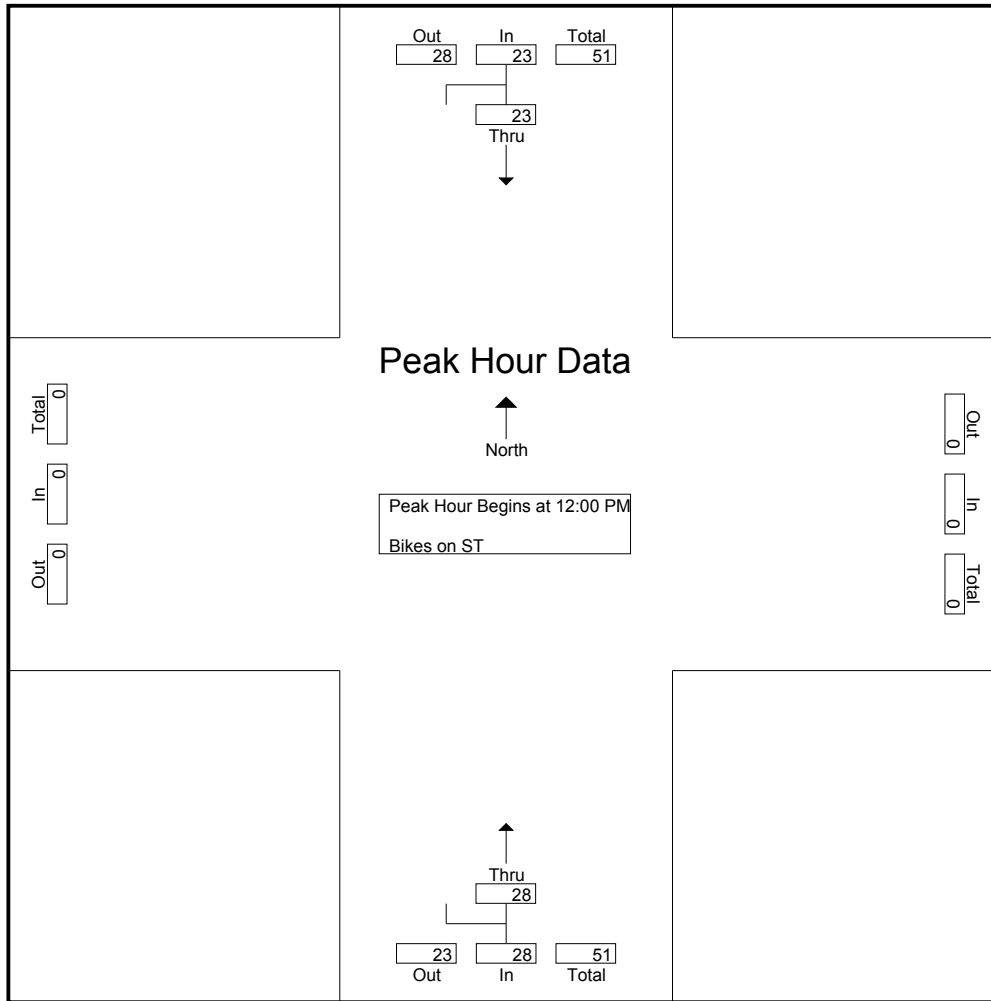
Start Time	From North		From South		Int. Total
	Thru		Thru		
12:00 PM	14		6		20
12:15 PM	2		9		11
12:30 PM	2		10		12
12:45 PM	5		3		8
Total	23		28		51
01:00 PM	6		7		13
01:15 PM	5		10		15
01:30 PM	5		3		8
01:45 PM	4		4		8
Total	20		24		44
Grand Total	43		52		95
Apprch %	100		100		
Total %	45.3		54.7		

Start Time	From North		From East	From South		From West	Int. Total
	Thru	App. Total	App. Total	Thru	App. Total	App. Total	
Peak Hour Analysis From 12:00 PM to 01:45 PM - Peak 1 of 1							
Peak Hour for Entire Intersection Begins at 12:00 PM							
12:00 PM	14	14	0	6	6	0	20
12:15 PM	2	2	0	9	9	0	11
12:30 PM	2	2	0	10	10	0	12
12:45 PM	5	5	0	3	3	0	8
Total Volume	23	23	0	28	28	0	51
% App. Total	100			100			
PHF	.411	.411	.000	.700	.700	.000	.638

Accurate Counts
978-664-2565

N/S Street : Bicycle Counts at ATR
E/W Street : on Vassar Street
City/State : Cambridge, MA
Weather : Clear

File Name : LG0380S3
Site Code : LG038003
Start Date : 5/18/2013
Page No : 2



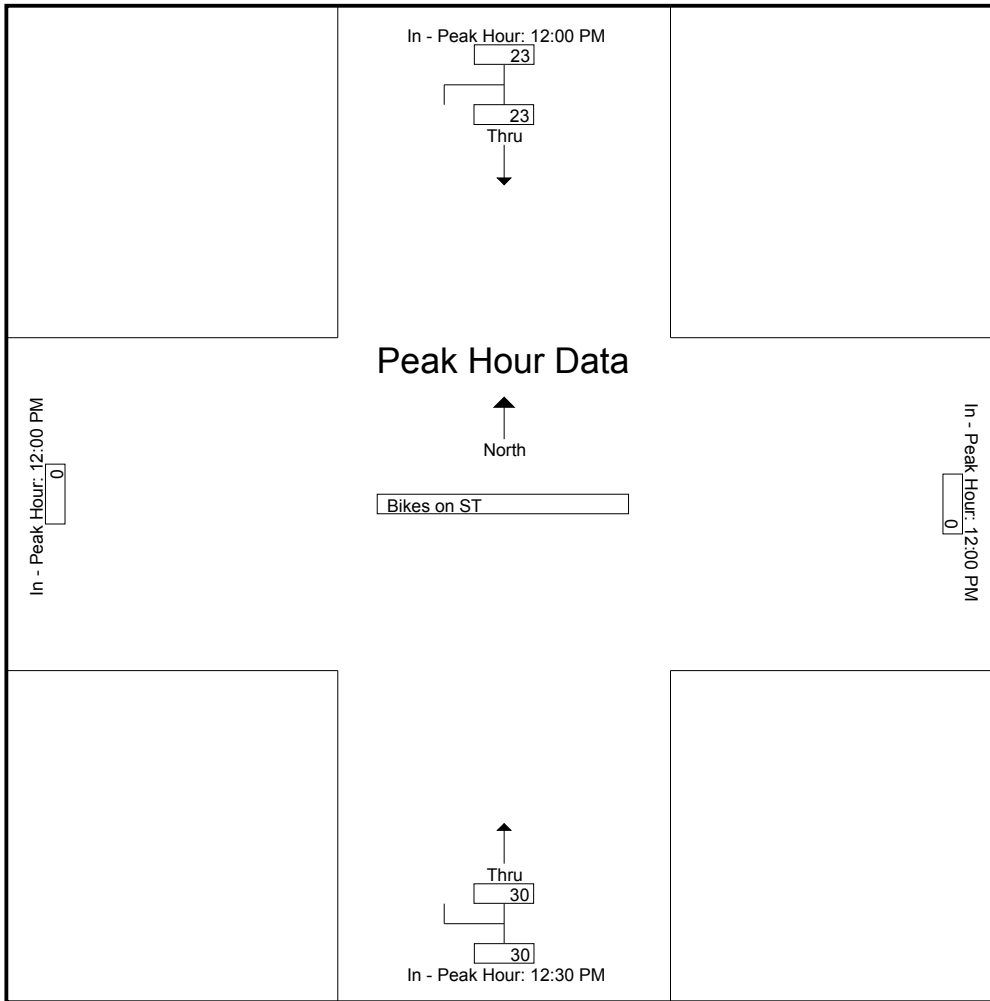
Peak Hour Analysis From 12:00 PM to 01:45 PM - Peak 1 of 1
Peak Hour for Each Approach Begins at:

	12:00 PM		12:00 PM		12:30 PM		12:00 PM	
+0 mins.	14	14	0	0	10	10	0	0
+15 mins.	2	2	0	0	3	3	0	0
+30 mins.	2	2	0	0	7	7	0	0
+45 mins.	5	5	0	0	10	10	0	0
Total Volume	23	23	0	0	30	30	0	0
% App. Total	100				100			
PHF	.411	.411	.000	.000	.750	.750	.000	.000

Accurate Counts
978-664-2565

File Name : LG0380S3
Site Code : LG038003
Start Date : 5/18/2013
Page No : 3

N/S Street : Bicycle Counts at ATR
E/W Street : on Vassar Street
City/State : Cambridge, MA
Weather : Clear



Accurate Counts
978-664-2565

N/S Street : Bicycle Counts at ATR
E/W Street : on Vassar Street
City/State : Cambridge, MA
Weather : Clear

File Name : LG0380S3
Site Code : LG038003
Start Date : 5/18/2013
Page No : 1

Groups Printed- Bikes on SW

Start Time	From North		From South		Int. Total
	Thru		Thru		
12:00 PM	0		0		0
12:15 PM	2		0		2
12:30 PM	0		0		0
12:45 PM	1		0		1
Total	3		0		3
01:00 PM	0		0		0
01:15 PM	0		1		1
01:30 PM	0		0		0
01:45 PM	0		0		0
Total	0		1		1
Grand Total	3		1		4
Apprch %	100		100		
Total %	75		25		

Start Time	From North		From East	From South		From West	Int. Total
	Thru	App. Total	App. Total	Thru	App. Total	App. Total	
12:00 PM	0	0	0	0	0	0	0
12:15 PM	2	2	0	0	0	0	2
12:30 PM	0	0	0	0	0	0	0
12:45 PM	1	1	0	0	0	0	1
Total Volume	3	3	0	0	0	0	3
% App. Total	100		0	0	0	0	
PHF	.375	.375	.000	.000	.000	.000	.375

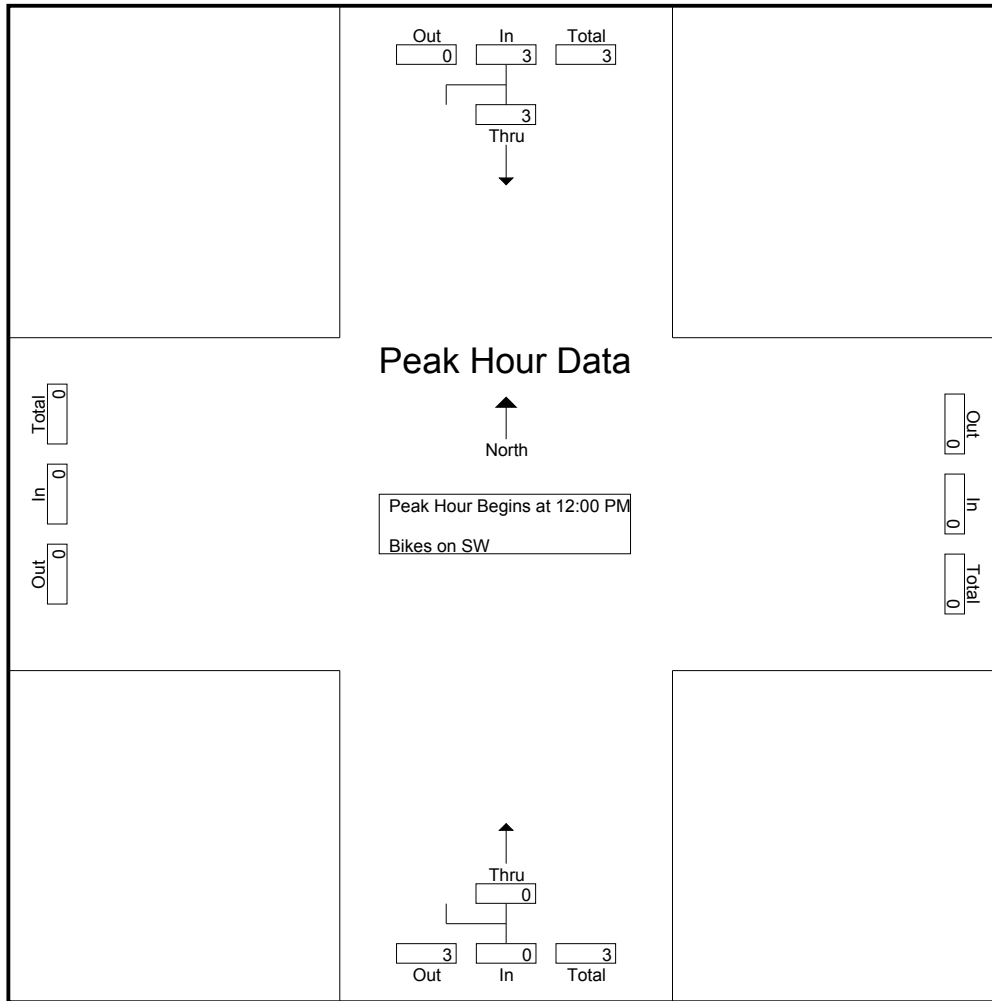
Peak Hour Analysis From 12:00 PM to 01:45 PM - Peak 1 of 1

Peak Hour for Entire Intersection Begins at 12:00 PM

Accurate Counts
978-664-2565

N/S Street : Bicycle Counts at ATR
E/W Street : on Vassar Street
City/State : Cambridge, MA
Weather : Clear

File Name : LG0380S3
Site Code : LG038003
Start Date : 5/18/2013
Page No : 2



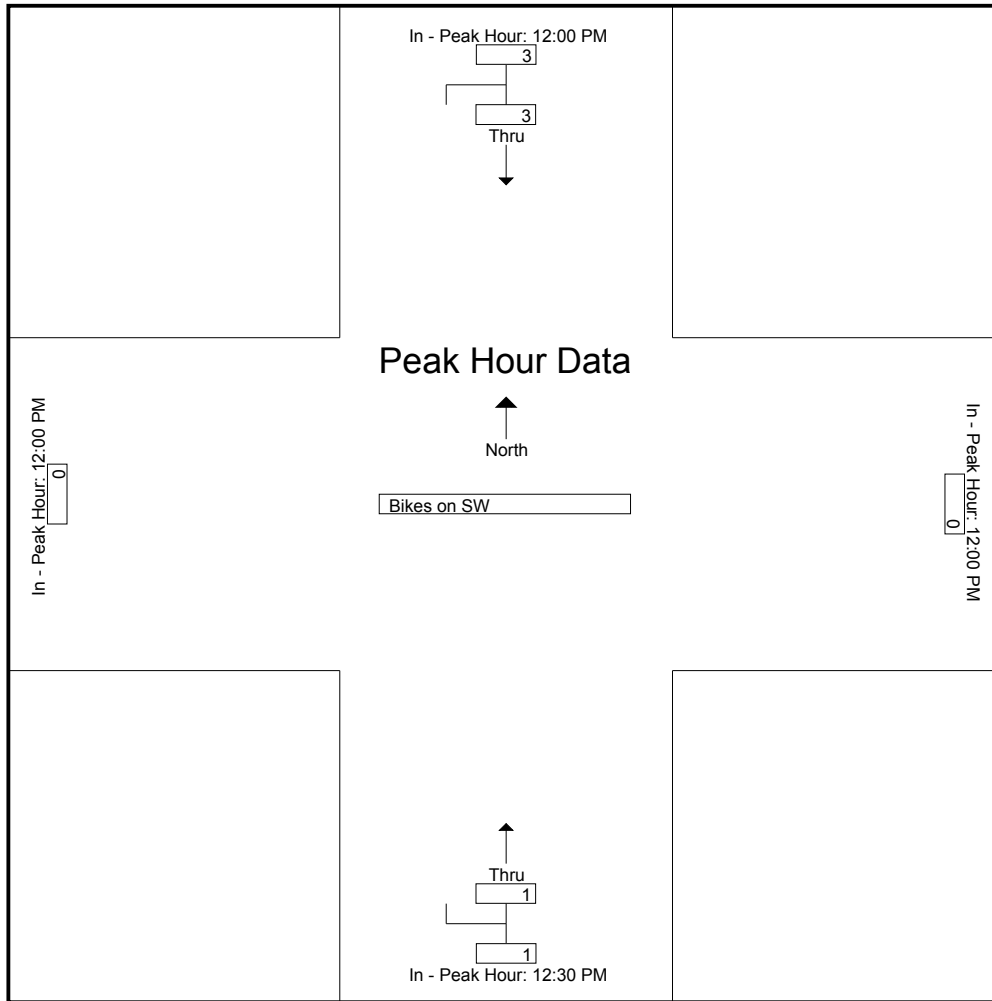
Peak Hour Analysis From 12:00 PM to 01:45 PM - Peak 1 of 1
Peak Hour for Each Approach Begins at:

	12:00 PM		12:00 PM		12:30 PM		12:00 PM	
+0 mins.	0	0	0	0	0	0	0	0
+15 mins.	2	2	0	0	0	0	0	0
+30 mins.	0	0	0	0	0	0	0	0
+45 mins.	1	1	0	1	1	1	0	0
Total Volume	3	3	0	1	1	1	0	0
% App. Total	100			100				
PHF	.375	.375	.000	.250	.250	.250	.000	.000

Accurate Counts
978-664-2565

N/S Street : Bicycle Counts at ATR
E/W Street : on Vassar Street
City/State : Cambridge, MA
Weather : Clear

File Name : LG0380S3
Site Code : LG038003
Start Date : 5/18/2013
Page No : 3



Accurate Counts
978-664-2565

N/S Street : Bicycle Counts at ATR
E/W Street : on Third Street
City/State : Cambridge, MA
Weather : Clear

File Name : LG0380S4
Site Code : LG038004
Start Date : 5/18/2013
Page No : 1

Groups Printed- Bikes on ST - Bikes on SW

	From North	From South	
Start Time	Thru	Thru	Int. Total
12:00 PM	6	6	12
12:15 PM	4	4	8
12:30 PM	7	3	10
12:45 PM	9	2	11
Total	26	15	41
01:00 PM	2	8	10
01:15 PM	5	4	9
01:30 PM	2	1	3
01:45 PM	4	1	5
Total	13	14	27
Grand Total	39	29	68
Apprch %	100	100	
Total %	57.4	42.6	
Bikes on ST	38	27	65
% Bikes on ST	97.4	93.1	95.6
Bikes on SW	1	2	3
% Bikes on SW	2.6	6.9	4.4

Start Time	From North		From East	From South		From West	Int. Total
	Thru	App. Total	App. Total	Thru	App. Total	App. Total	

Peak Hour Analysis From 12:00 PM to 01:45 PM - Peak 1 of 1

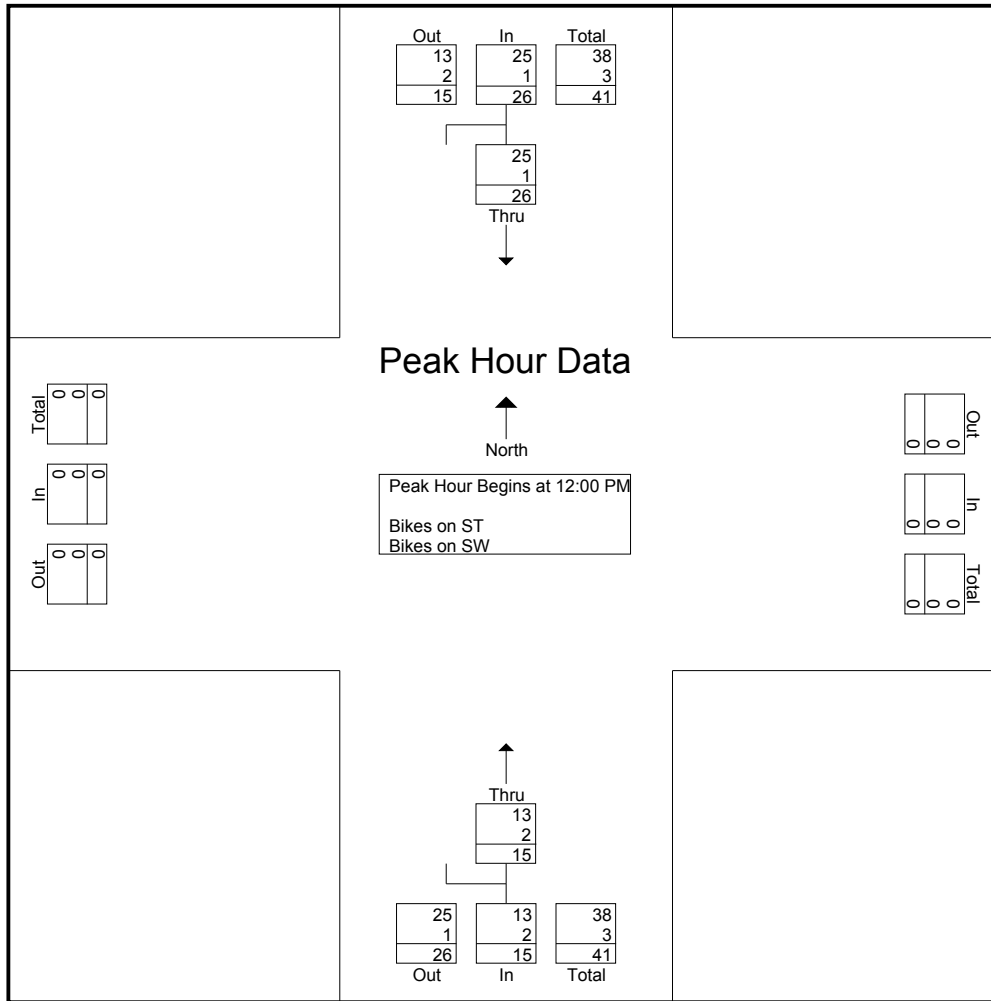
Peak Hour for Entire Intersection Begins at 12:00 PM

12:00 PM	6	6	0	6	6	0	12
12:15 PM	4	4	0	4	4	0	8
12:30 PM	7	7	0	3	3	0	10
12:45 PM	9	9	0	2	2	0	11
Total Volume	26	26	0	15	15	0	41
% App. Total	100			100			
PHF	.722	.722	.000	.625	.625	.000	.854
Bikes on ST	25	25	0	13	13	0	38
% Bikes on ST	96.2	96.2	0	86.7	86.7	0	92.7
Bikes on SW	1	1	0	2	2	0	3
% Bikes on SW	3.8	3.8	0	13.3	13.3	0	7.3

Accurate Counts
978-664-2565

N/S Street : Bicycle Counts at ATR
E/W Street : on Third Street
City/State : Cambridge, MA
Weather : Clear

File Name : LG0380S4
Site Code : LG038004
Start Date : 5/18/2013
Page No : 2



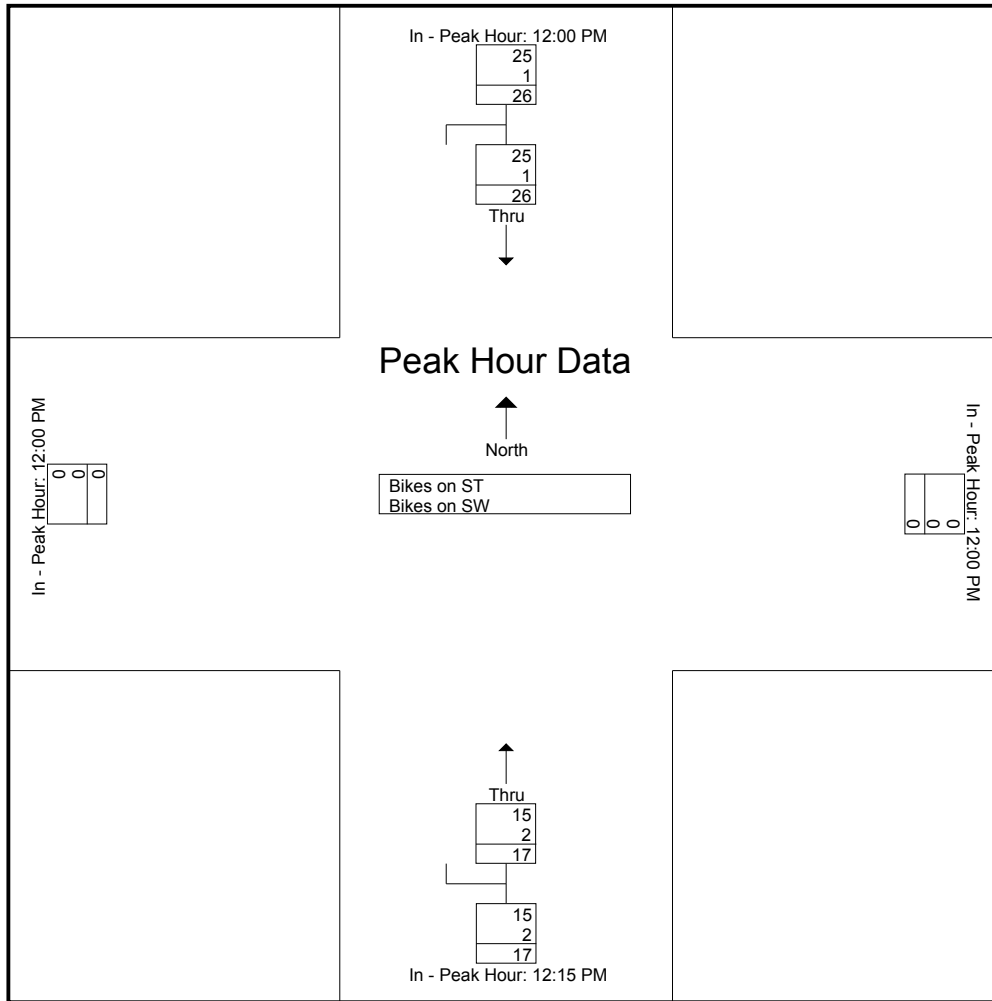
Peak Hour Analysis From 12:00 PM to 01:45 PM - Peak 1 of 1
Peak Hour for Each Approach Begins at:

	12:00 PM		12:15 PM		12:00 PM	
+0 mins.	6	6	0	4	4	0
+15 mins.	4	4	0	3	3	0
+30 mins.	7	7	0	2	2	0
+45 mins.	9	9	0	8	8	0
Total Volume	26	26	0	17	17	0
% App. Total	100			100		
PHF	.722	.722	.000	.531	.531	.000
Bikes on ST	25	25	0	15	15	0
% Bikes on ST	96.2	96.2	0	88.2	88.2	0
Bikes on SW	1	1	0	2	2	0
% Bikes on SW	3.8	3.8	0	11.8	11.8	0

Accurate Counts
978-664-2565

N/S Street : Bicycle Counts at ATR
E/W Street : on Third Street
City/State : Cambridge, MA
Weather : Clear

File Name : LG0380S4
Site Code : LG038004
Start Date : 5/18/2013
Page No : 3



Accurate Counts
978-664-2565

N/S Street : Bicycle Counts at ATR
E/W Street : on Binney Street
City/State : Cambridge, MA
Weather : Clear

File Name : LG0380S1
Site Code : LG038001
Start Date : 5/18/2013
Page No : 1

Groups Printed- Bikes on ST - Bikes on SW

Start Time	From East		From West		Int. Total
	Thru		Thru		
12:00 PM	1		4		5
12:15 PM	3		4		7
12:30 PM	2		1		3
12:45 PM	1		5		6
Total	7		14		21
01:00 PM	2		4		6
01:15 PM	2		3		5
01:30 PM	1		3		4
01:45 PM	1		1		2
Total	6		11		17
Grand Total	13		25		38
Apprch %	100		100		
Total %	34.2		65.8		
Bikes on ST	13		25		38
% Bikes on ST	100		100		100
Bikes on SW	0		0		0
% Bikes on SW	0		0		0

Start Time	From North	From East		From South	From West		Int. Total
	App. Total	Thru	App. Total	App. Total	Thru	App. Total	

Peak Hour Analysis From 12:00 PM to 01:45 PM - Peak 1 of 1


Peak Hour for Entire Intersection Begins at 12:15 PM

12:15 PM	0	3	3	0	4	4	7
12:30 PM	0	2	2	0	1	1	3
12:45 PM	0	1	1	0	5	5	6
01:00 PM	0	2	2	0	4	4	6
Total Volume	0	8	8	0	14	14	22
% App. Total		100			100		
PHF	.000	.667	.667	.000	.700	.700	.786
Bikes on ST	0	8	8	0	14	14	22
% Bikes on ST	0	100	100	0	100	100	100
Bikes on SW	0	0	0	0	0	0	0
% Bikes on SW	0	0	0	0	0	0	0

Accurate Counts
978-664-2565

N/S Street : Bicycle Counts at ATR
E/W Street : on Binney Street
City/State : Cambridge, MA
Weather : Clear

File Name : LG0380S1
Site Code : LG038001
Start Date : 5/18/2013
Page No : 2



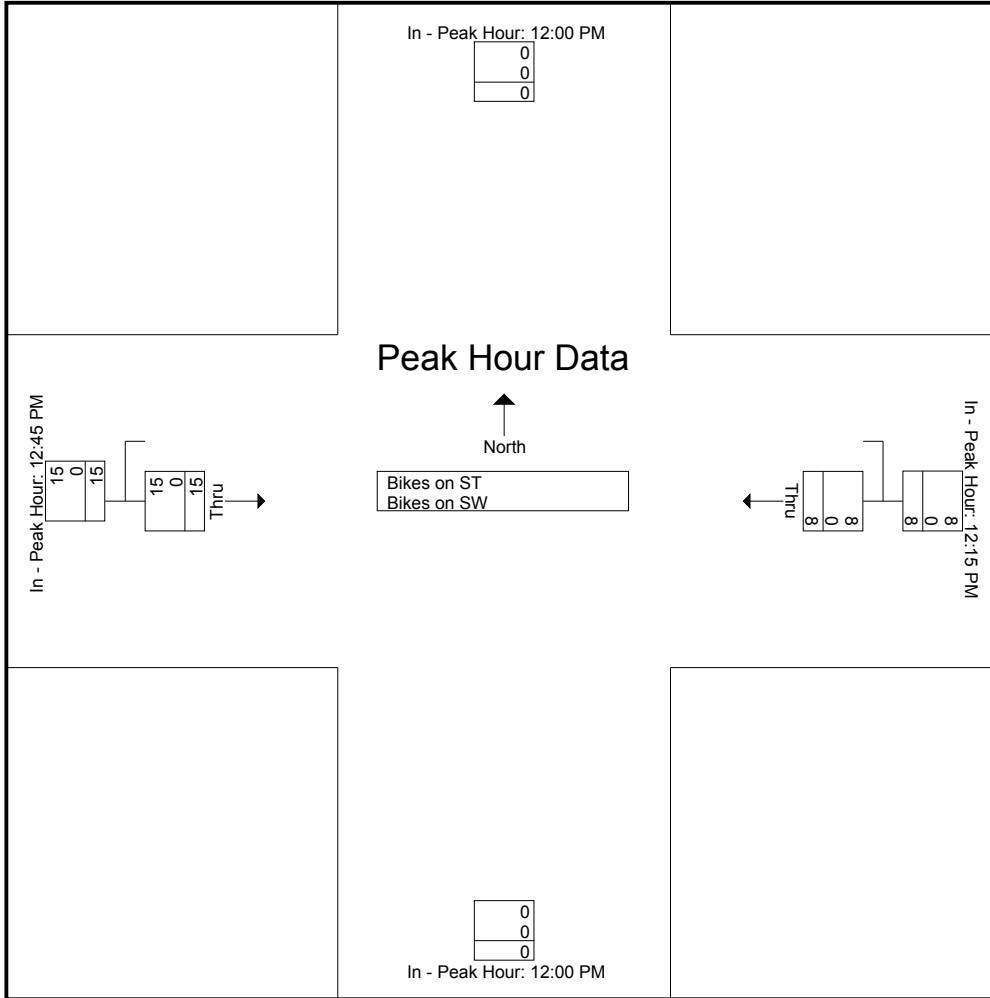
Peak Hour Analysis From 12:00 PM to 01:45 PM - Peak 1 of 1
Peak Hour for Each Approach Begins at:

	12:00 PM	12:15 PM	12:00 PM	12:45 PM	
+0 mins.	0	3	0	5	5
+15 mins.	0	2	0	4	4
+30 mins.	0	1	0	3	3
+45 mins.	0	2	0	3	3
Total Volume	0	8	0	15	15
% App. Total		100		100	
PHF	.000	.667	.667	.750	.750
Bikes on ST	0	8	0	15	15
% Bikes on ST	0	100	0	100	100
Bikes on SW	0	0	0	0	0
% Bikes on SW	0	0	0	0	0

Accurate Counts
978-664-2565

File Name : LG0380S1
Site Code : LG038001
Start Date : 5/18/2013
Page No : 3

N/S Street : Bicycle Counts at ATR
E/W Street : on Binney Street
City/State : Cambridge, MA
Weather : Clear



Accurate Counts
978-664-2565

N/S Street : Bicycle Counts at ATR
E/W Street : on Binney Street
City/State : Cambridge, MA
Weather : Clear

File Name : LG0380S1
Site Code : LG038001
Start Date : 5/18/2013
Page No : 1

Groups Printed- Bikes on ST

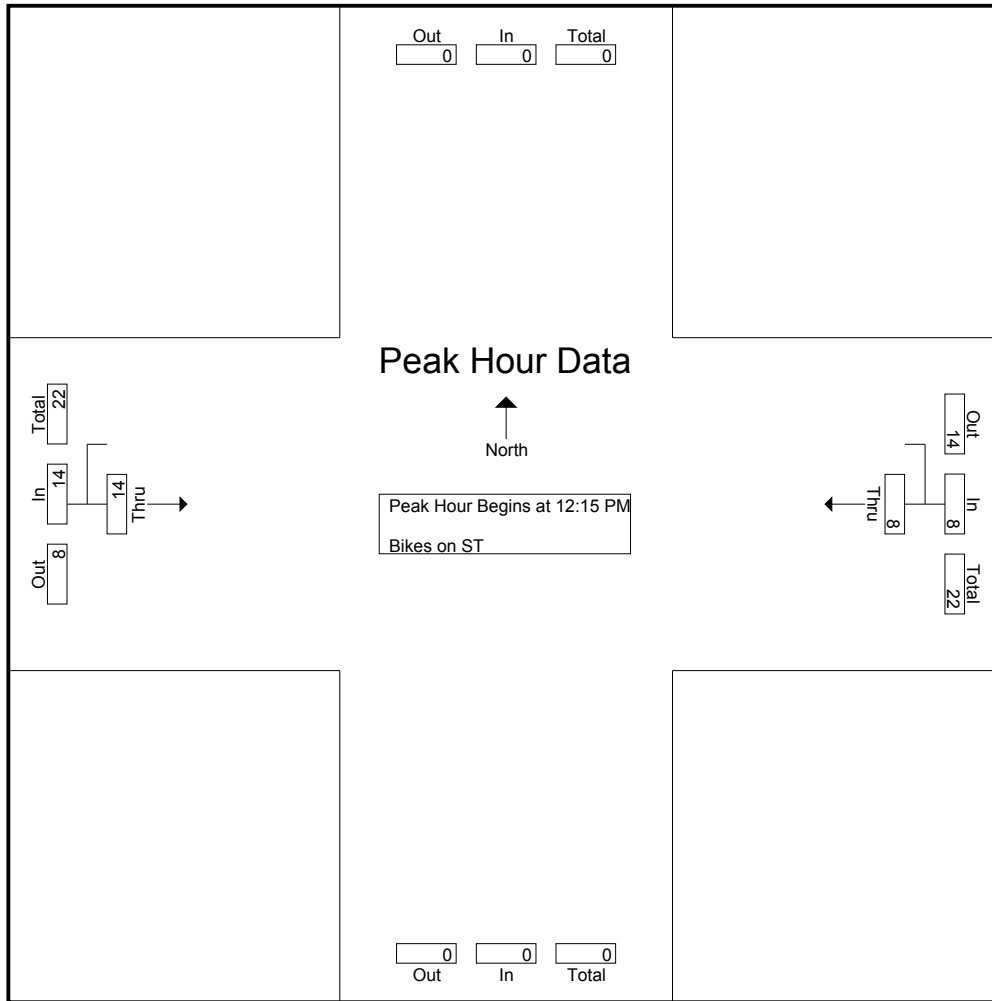
Start Time	From East		From West		Int. Total
	Thru		Thru		
12:00 PM	1		4		5
12:15 PM	3		4		7
12:30 PM	2		1		3
12:45 PM	1		5		6
Total	7		14		21
01:00 PM	2		4		6
01:15 PM	2		3		5
01:30 PM	1		3		4
01:45 PM	1		1		2
Total	6		11		17
Grand Total	13		25		38
Apprch %	100		100		
Total %	34.2		65.8		

Start Time	From North	From East		From South	From West		Int. Total
	App. Total	Thru	App. Total	App. Total	Thru	App. Total	
Peak Hour Analysis From 12:00 PM to 01:45 PM - Peak 1 of 1							
Peak Hour for Entire Intersection Begins at 12:15 PM							
12:15 PM	0	3	3	0	4	4	7
12:30 PM	0	2	2	0	1	1	3
12:45 PM	0	1	1	0	5	5	6
01:00 PM	0	2	2	0	4	4	6
Total Volume	0	8	8	0	14	14	22
% App. Total		100			100		
PHF	.000	.667	.667	.000	.700	.700	.786

Accurate Counts
978-664-2565

N/S Street : Bicycle Counts at ATR
E/W Street : on Binney Street
City/State : Cambridge, MA
Weather : Clear

File Name : LG0380S1
Site Code : LG038001
Start Date : 5/18/2013
Page No : 2



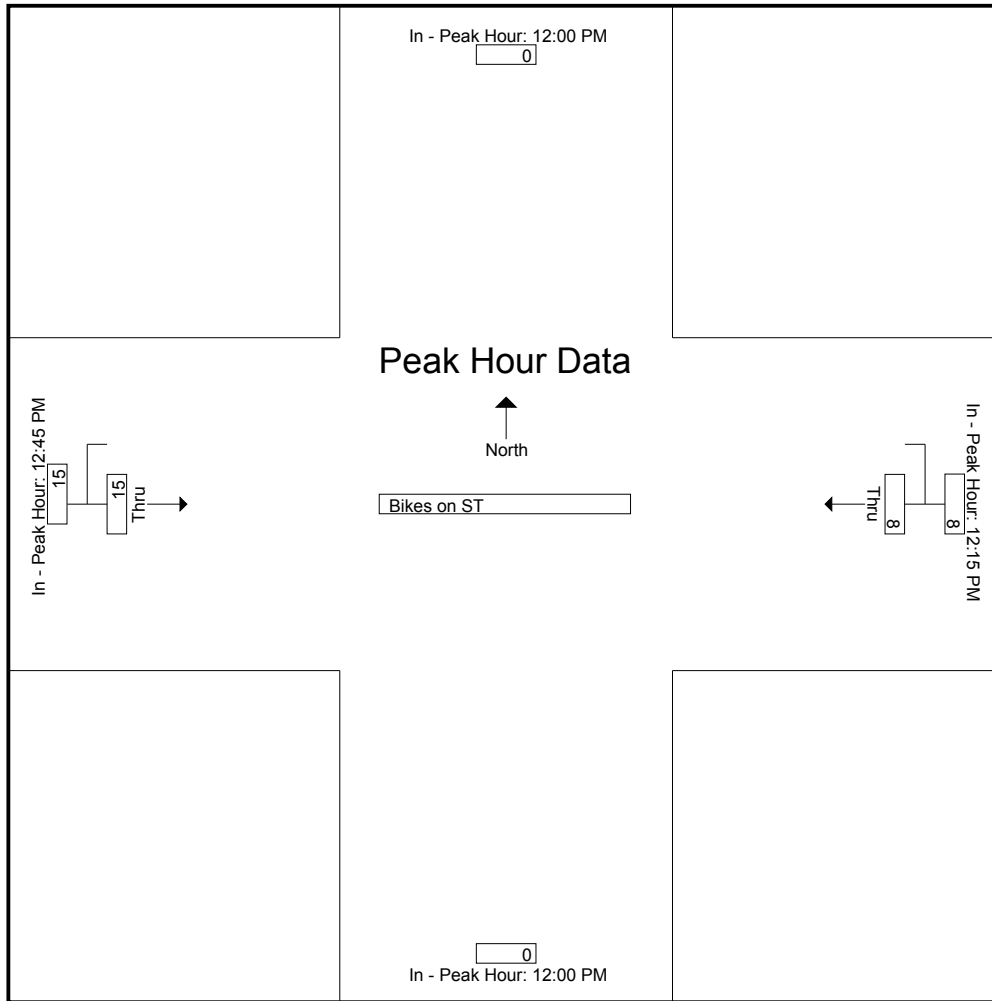
Peak Hour Analysis From 12:00 PM to 01:45 PM - Peak 1 of 1
Peak Hour for Each Approach Begins at:

	12:00 PM	12:15 PM	12:00 PM	12:45 PM
+0 mins.	0	3	0	5
+15 mins.	0	2	0	4
+30 mins.	0	1	0	3
+45 mins.	0	2	0	3
Total Volume	0	8	0	15
% App. Total		100		100
PHF	.000	.667	.000	.750

Accurate Counts
978-664-2565

File Name : LG0380S1
Site Code : LG038001
Start Date : 5/18/2013
Page No : 3

N/S Street : Bicycle Counts at ATR
E/W Street : on Binney Street
City/State : Cambridge, MA
Weather : Clear



Accurate Counts
978-664-2565

N/S Street : Bicycle Counts at ATR
E/W Street: on Main Street
City/State : Cambridge, MA
Weather : Clear

File Name : LG0380S2
Site Code : LG038002
Start Date : 5/18/2013
Page No : 1

Groups Printed- Bikes on ST - Bikes on SW

Start Time	From East		From West		Int. Total
	Thru		Thru		
12:00 PM	1		5		6
12:15 PM	2		4		6
12:30 PM	3		2		5
12:45 PM	2		4		6
Total	8		15		23
01:00 PM	3		0		3
01:15 PM	8		6		14
01:30 PM	2		8		10
01:45 PM	1		3		4
Total	14		17		31
Grand Total	22		32		54
Apprch %	100		100		
Total %	40.7		59.3		
Bikes on ST	21		31		52
% Bikes on ST	95.5		96.9		96.3
Bikes on SW	1		1		2
% Bikes on SW	4.5		3.1		3.7

Start Time	From North	From East		From South	From West		Int. Total
	App. Total	Thru	App. Total	App. Total	Thru	App. Total	

Peak Hour Analysis From 12:00 PM to 01:45 PM - Peak 1 of 1


Peak Hour for Entire Intersection Begins at 12:45 PM

12:45 PM	0	2	2	0	4	4	6
01:00 PM	0	3	3	0	0	0	3
01:15 PM	0	8	8	0	6	6	14
01:30 PM	0	2	2	0	8	8	10
Total Volume	0	15	15	0	18	18	33
% App. Total		100			100		
PHF	.000	.469	.469	.000	.563	.563	.589
Bikes on ST	0	14	14	0	18	18	32
% Bikes on ST	0	93.3	93.3	0	100	100	97.0
Bikes on SW	0	1	1	0	0	0	1
% Bikes on SW	0	6.7	6.7	0	0	0	3.0

Accurate Counts
978-664-2565

N/S Street : Bicycle Counts at ATR
E/W Street: on Main Street
City/State : Cambridge, MA
Weather : Clear

File Name : LG0380S2
Site Code : LG038002
Start Date : 5/18/2013
Page No : 2



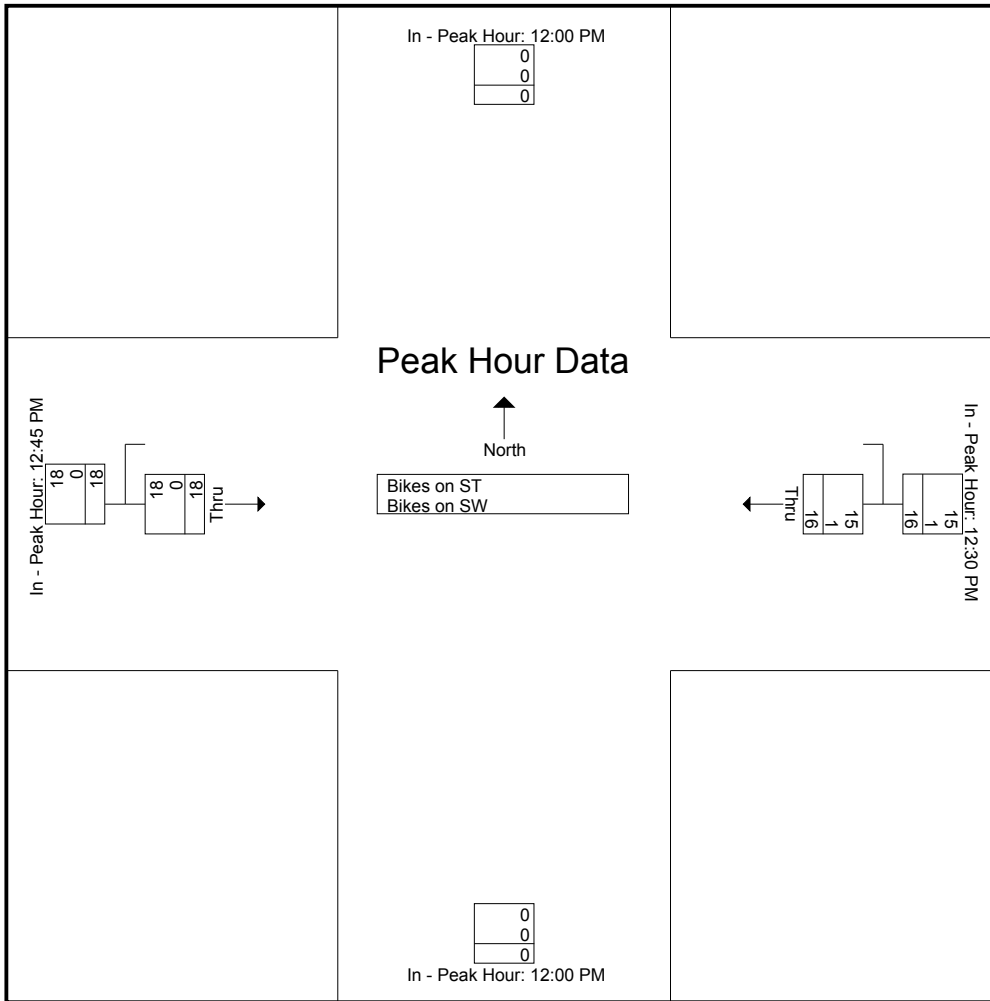
Peak Hour Analysis From 12:00 PM to 01:45 PM - Peak 1 of 1
Peak Hour for Each Approach Begins at:

	12:00 PM	12:30 PM	12:00 PM	12:45 PM	
+0 mins.	0	3	0	4	4
+15 mins.	0	2	0	0	0
+30 mins.	0	3	0	6	6
+45 mins.	0	8	0	8	8
Total Volume	0	16	0	18	18
% App. Total		100		100	
PHF	.000	.500	.000	.563	.563
Bikes on ST	0	15	0	18	18
% Bikes on ST	0	93.8	0	100	100
Bikes on SW	0	1	0	0	0
% Bikes on SW	0	6.2	0	0	0

Accurate Counts
978-664-2565

File Name : LG0380S2
Site Code : LG038002
Start Date : 5/18/2013
Page No : 3

N/S Street : Bicycle Counts at ATR
E/W Street: on Main Street
City/State : Cambridge, MA
Weather : Clear



Accurate Counts
978-664-2565

N/S Street : Bicycle Counts at ATR
E/W Street: on Main Street
City/State : Cambridge, MA
Weather : Clear

File Name : LG0380S2
Site Code : LG038002
Start Date : 5/18/2013
Page No : 1

Groups Printed- Bikes on ST

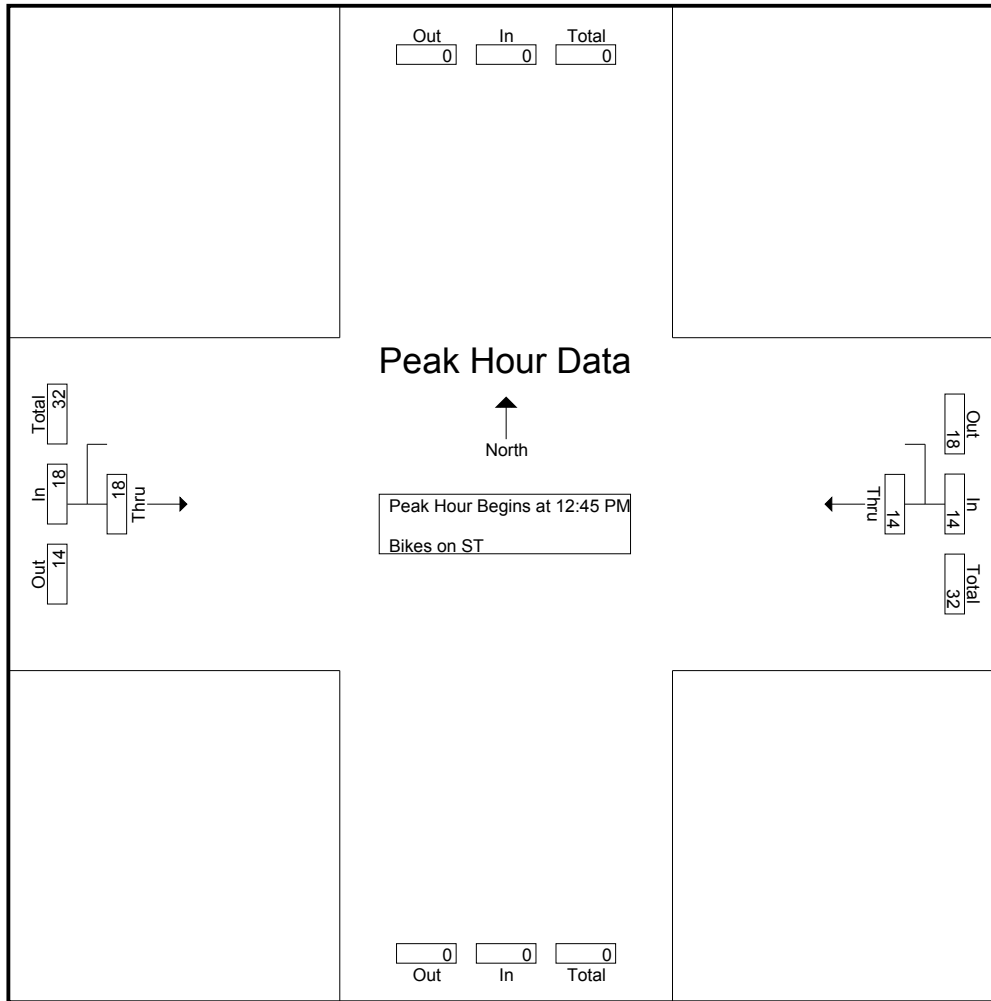
	From East	From West	
Start Time	Thru	Thru	Int. Total
12:00 PM	1	4	5
12:15 PM	2	4	6
12:30 PM	3	2	5
12:45 PM	2	4	6
Total	8	14	22
01:00 PM	3	0	3
01:15 PM	7	6	13
01:30 PM	2	8	10
01:45 PM	1	3	4
Total	13	17	30
Grand Total	21	31	52
Apprch %	100	100	
Total %	40.4	59.6	

	From North	From East	From South	From West			
Start Time	App. Total	Thru	App. Total	App. Total	Thru	App. Total	Int. Total
Peak Hour Analysis From 12:00 PM to 01:45 PM - Peak 1 of 1							
Peak Hour for Entire Intersection Begins at 12:45 PM							
12:45 PM	0	2	2	0	4	4	6
01:00 PM	0	3	3	0	0	0	3
01:15 PM	0	7	7	0	6	6	13
01:30 PM	0	2	2	0	8	8	10
Total Volume	0	14	14	0	18	18	32
% App. Total		100			100		
PHF	.000	.500	.500	.000	.563	.563	.615

Accurate Counts
978-664-2565

File Name : LG0380S2
Site Code : LG038002
Start Date : 5/18/2013
Page No : 2

N/S Street : Bicycle Counts at ATR
E/W Street: on Main Street
City/State : Cambridge, MA
Weather : Clear



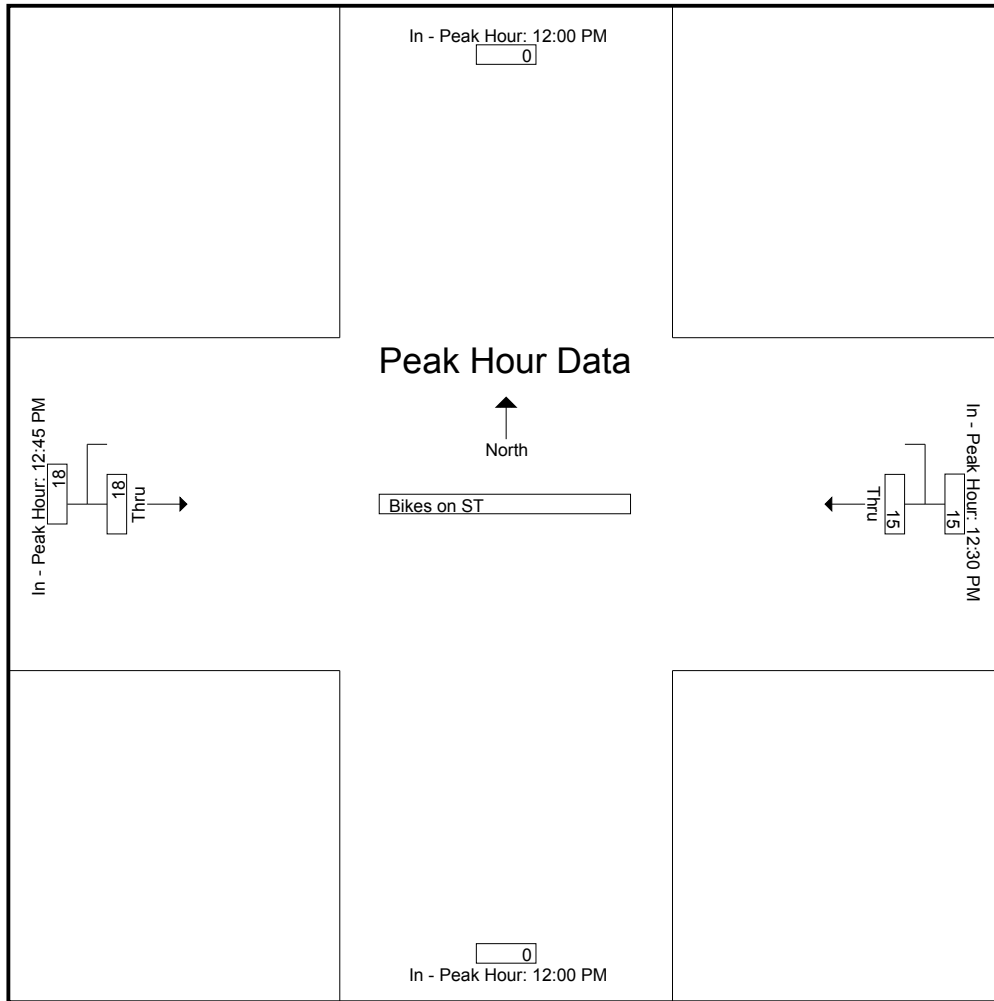
Peak Hour Analysis From 12:00 PM to 01:45 PM - Peak 1 of 1
Peak Hour for Each Approach Begins at:

	12:00 PM	12:30 PM	12:00 PM	12:45 PM
+0 mins.	0	3	0	4
+15 mins.	0	2	0	0
+30 mins.	0	3	0	6
+45 mins.	0	7	0	8
Total Volume	0	15	0	18
% App. Total		100		100
PHF	.000	.536	.000	.563

Accurate Counts
978-664-2565

N/S Street : Bicycle Counts at ATR
E/W Street: on Main Street
City/State : Cambridge, MA
Weather : Clear

File Name : LG0380S2
Site Code : LG038002
Start Date : 5/18/2013
Page No : 3



Accurate Counts
978-664-2565

N/S Street : Bicycle Counts at ATR
E/W Street: on Broadway
City/State : Cambridge, MA
Weather : Clear

File Name : LG0380S5
Site Code : LG038005
Start Date : 5/18/2013
Page No : 1

Groups Printed- Bikes on ST - Bikes on SW

Start Time	From East		From West		Int. Total
	Thru		Thru		
12:00 PM	1		12		13
12:15 PM	3		11		14
12:30 PM	2		6		8
12:45 PM	0		10		10
Total	6		39		45
01:00 PM	2		15		17
01:15 PM	5		11		16
01:30 PM	4		10		14
01:45 PM	4		7		11
Total	15		43		58
Grand Total	21		82		103
Apprch %	100		100		
Total %	20.4		79.6		
Bikes on ST	21		82		103
% Bikes on ST	100		100		100
Bikes on SW	0		0		0
% Bikes on SW	0		0		0

Start Time	From North	From East		From South	From West		Int. Total
	App. Total	Thru	App. Total	App. Total	Thru	App. Total	

Peak Hour Analysis From 12:00 PM to 01:45 PM - Peak 1 of 1


Peak Hour for Entire Intersection Begins at 01:00 PM

01:00 PM	0	2	2	0	15	15	17
01:15 PM	0	5	5	0	11	11	16
01:30 PM	0	4	4	0	10	10	14
01:45 PM	0	4	4	0	7	7	11
Total Volume	0	15	15	0	43	43	58
% App. Total		100			100		
PHF	.000	.750	.750	.000	.717	.717	.853
Bikes on ST	0	15	15	0	43	43	58
% Bikes on ST	0	100	100	0	100	100	100
Bikes on SW	0	0	0	0	0	0	0
% Bikes on SW	0	0	0	0	0	0	0

Accurate Counts
978-664-2565

N/S Street : Bicycle Counts at ATR
E/W Street: on Broadway
City/State : Cambridge, MA
Weather : Clear

File Name : LG0380S5
Site Code : LG038005
Start Date : 5/18/2013
Page No : 2



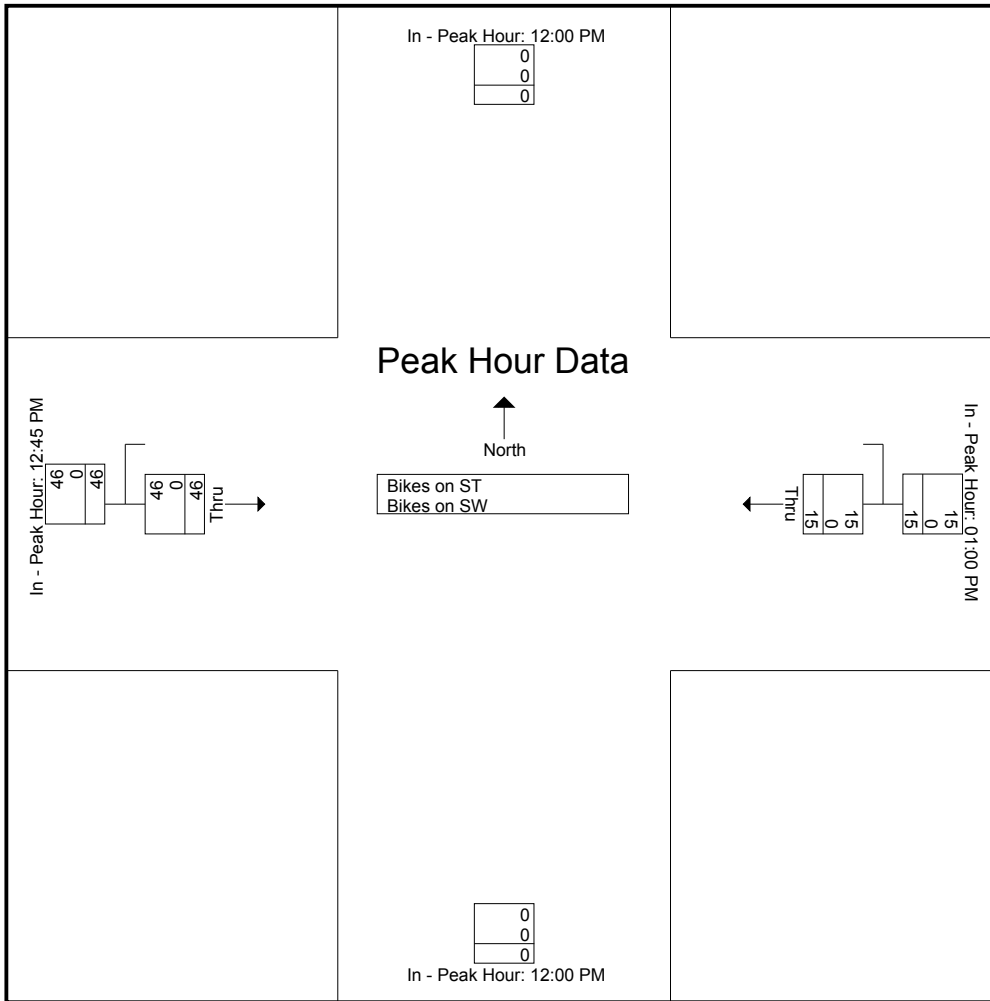
Peak Hour Analysis From 12:00 PM to 01:45 PM - Peak 1 of 1
Peak Hour for Each Approach Begins at:

	12:00 PM	01:00 PM		12:00 PM	12:45 PM	
+0 mins.	0	2	2	0	10	10
+15 mins.	0	5	5	0	15	15
+30 mins.	0	4	4	0	11	11
+45 mins.	0	4	4	0	10	10
Total Volume	0	15	15	0	46	46
% App. Total		100			100	
PHF	.000	.750	.750	.000	.767	.767
Bikes on ST	0	15	15	0	46	46
% Bikes on ST	0	100	100	0	100	100
Bikes on SW	0	0	0	0	0	0
% Bikes on SW	0	0	0	0	0	0

Accurate Counts
978-664-2565

File Name : LG0380S5
Site Code : LG038005
Start Date : 5/18/2013
Page No : 3

N/S Street : Bicycle Counts at ATR
E/W Street: on Broadway
City/State : Cambridge, MA
Weather : Clear



Accurate Counts
978-664-2565

N/S Street : Bicycle Counts at ATR
E/W Street: on Broadway
City/State : Cambridge, MA
Weather : Clear

File Name : LG0380S5
Site Code : LG038005
Start Date : 5/18/2013
Page No : 1

Groups Printed- Bikes on ST

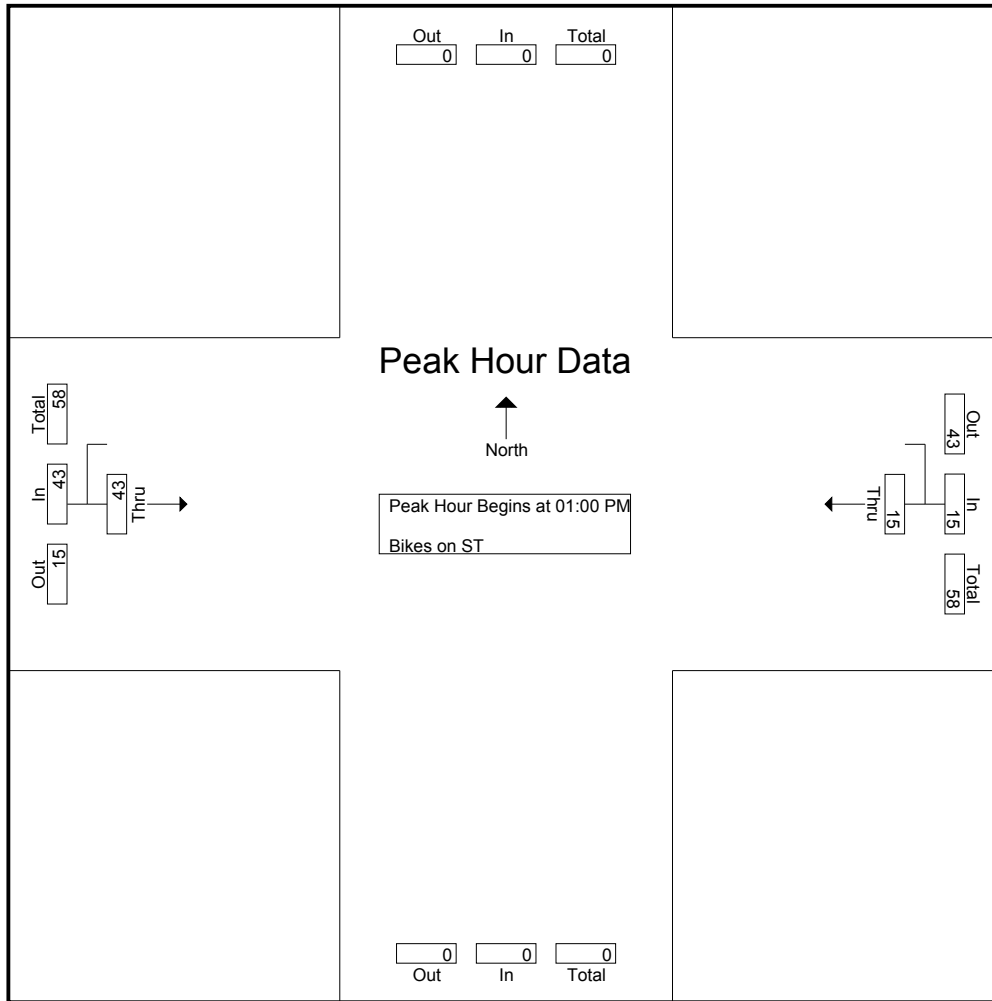
Start Time	From East		From West		Int. Total
	Thru		Thru		
12:00 PM	1		12		13
12:15 PM	3		11		14
12:30 PM	2		6		8
12:45 PM	0		10		10
Total	6		39		45
01:00 PM	2		15		17
01:15 PM	5		11		16
01:30 PM	4		10		14
01:45 PM	4		7		11
Total	15		43		58
Grand Total	21		82		103
Apprch %	100		100		
Total %	20.4		79.6		

Start Time	From North	From East		From South	From West		Int. Total
	App. Total	Thru	App. Total	App. Total	Thru	App. Total	
Peak Hour Analysis From 12:00 PM to 01:45 PM - Peak 1 of 1							
Peak Hour for Entire Intersection Begins at 01:00 PM							
01:00 PM	0	2	2	0	15	15	17
01:15 PM	0	5	5	0	11	11	16
01:30 PM	0	4	4	0	10	10	14
01:45 PM	0	4	4	0	7	7	11
Total Volume	0	15	15	0	43	43	58
% App. Total		100			100		
PHF	.000	.750	.750	.000	.717	.717	.853

Accurate Counts
978-664-2565

N/S Street : Bicycle Counts at ATR
E/W Street: on Broadway
City/State : Cambridge, MA
Weather : Clear

File Name : LG0380S5
Site Code : LG038005
Start Date : 5/18/2013
Page No : 2



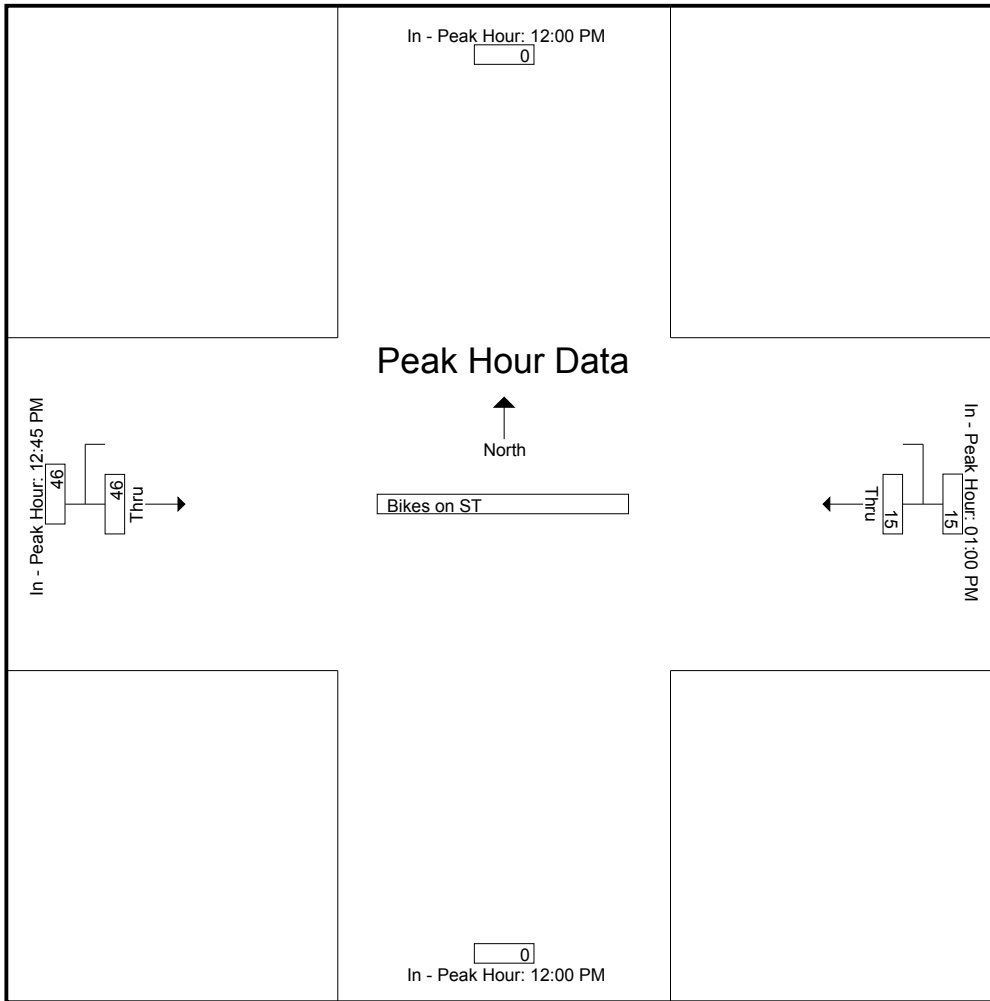
Peak Hour Analysis From 12:00 PM to 01:45 PM - Peak 1 of 1
Peak Hour for Each Approach Begins at:

	12:00 PM	01:00 PM	12:00 PM	12:45 PM
+0 mins.	0	2	0	10
+15 mins.	0	5	0	15
+30 mins.	0	4	0	11
+45 mins.	0	4	0	10
Total Volume	0	15	0	46
% App. Total		100		100
PHF	.000	.750	.000	.767

Accurate Counts
978-664-2565

N/S Street : Bicycle Counts at ATR
E/W Street: on Broadway
City/State : Cambridge, MA
Weather : Clear

File Name : LG0380S5
Site Code : LG038005
Start Date : 5/18/2013
Page No : 3



Accurate Counts
978-664-2565

N/S Street : Ins and Outs at Section 'A'
E/W Street: Binney Street
City/State : Cambridge, MA
Weather : Clear

File Name : LG03800A
Site Code : LG03800A
Start Date : 5/15/2013
Page No : 1

Groups Printed- Cars - Trucks

Start Time	From North				Int. Total
	1 In	2 Out	3 In	4 Out	
07:00 AM	49	8	1	1	59
07:15 AM	45	2	0	1	48
07:30 AM	55	2	0	1	58
07:45 AM	50	1	0	0	51
Total	199	13	1	3	216
08:00 AM	48	4	0	0	52
08:15 AM	50	3	1	1	55
08:30 AM	45	0	2	1	48
08:45 AM	58	0	0	0	58
Total	201	7	3	2	213
Grand Total	400	20	4	5	429
Apprch %	93.2	4.7	0.9	1.2	
Total %	93.2	4.7	0.9	1.2	
Cars	393	13	1	2	409
% Cars	98.2	65	25	40	95.3
Trucks	7	7	3	3	20
% Trucks	1.8	35	75	60	4.7

Start Time	From North					From East	From South	From West	Int. Total
	1 In	2 Out	3 In	4 Out	App. Total	App. Total	App. Total		

Peak Hour Analysis From 07:00 AM to 08:45 AM - Peak 1 of 1

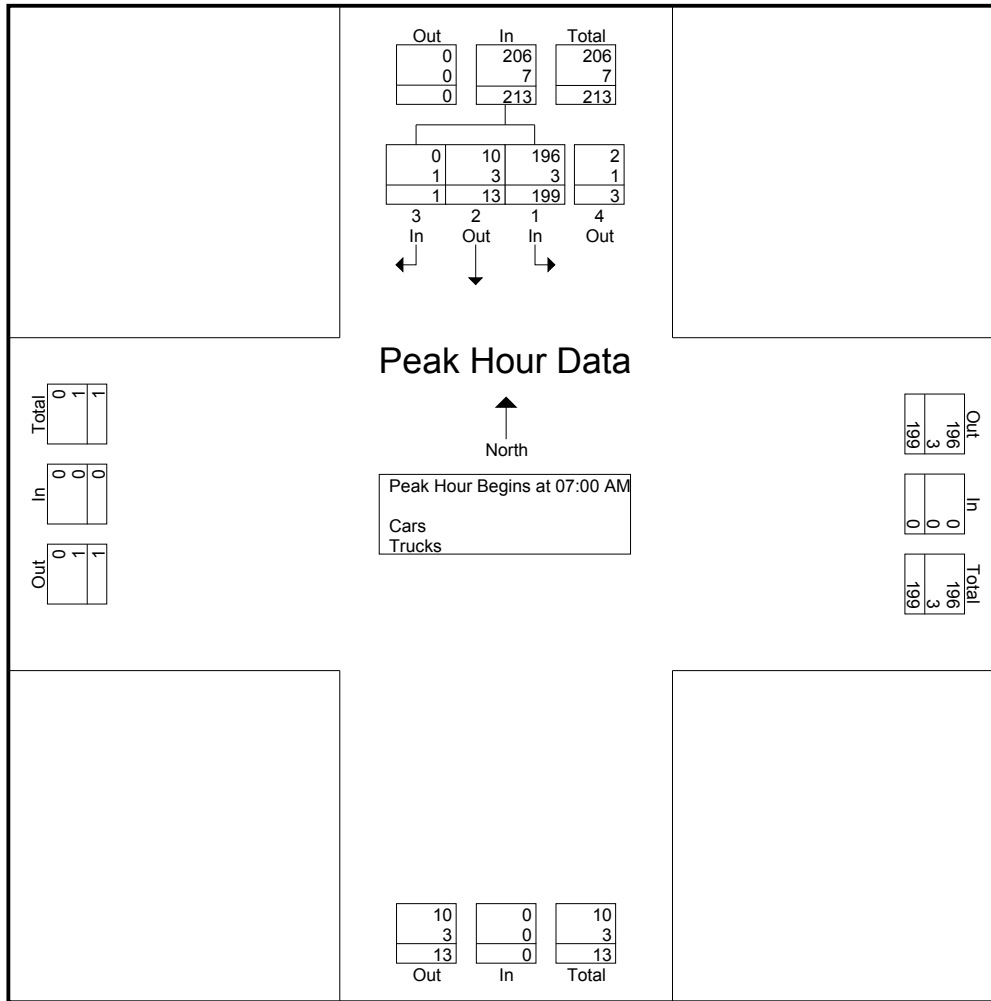
Peak Hour for Entire Intersection Begins at 07:00 AM

07:00 AM	49	8	1	1	59	0	0	0	59
07:15 AM	45	2	0	1	48	0	0	0	48
07:30 AM	55	2	0	1	58	0	0	0	58
07:45 AM	50	1	0	0	51	0	0	0	51
Total Volume	199	13	1	3	216	0	0	0	216
% App. Total	92.1	6	0.5	1.4					
PHF	.905	.406	.250	.750	.915	.000	.000	.000	.915
Cars	196	10	0	2	208	0	0	0	208
% Cars	98.5	76.9	0	66.7	96.3	0	0	0	96.3
Trucks	3	3	1	1	8	0	0	0	8
% Trucks	1.5	23.1	100	33.3	3.7	0	0	0	3.7

Accurate Counts
978-664-2565

File Name : LG03800A
Site Code : LG03800A
Start Date : 5/15/2013
Page No : 2

N/S Street : Ins and Outs at Section 'A'
E/W Street: Binney Street
City/State : Cambridge, MA
Weather : Clear



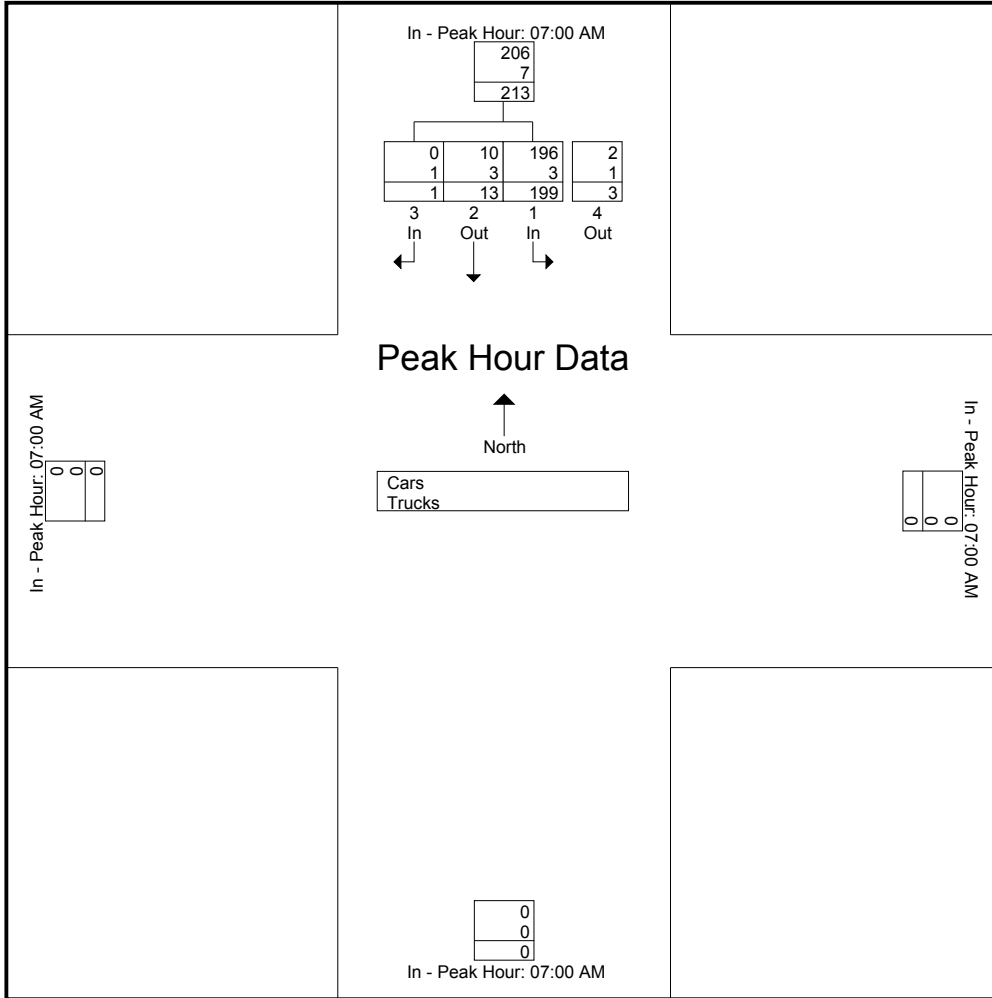
Peak Hour Analysis From 07:00 AM to 08:45 AM - Peak 1 of 1
Peak Hour for Each Approach Begins at:

	07:00 AM					07:00 AM	07:00 AM	07:00 AM
+0 mins.	49	8	1	1	59	0	0	0
+15 mins.	45	2	0	1	48	0	0	0
+30 mins.	55	2	0	1	58	0	0	0
+45 mins.	50	1	0	0	51	0	0	0
Total Volume	199	13	1	3	216	0	0	0
% App. Total	92.1	6	0.5	1.4				
PHF	.905	.406	.250	.750	.915	.000	.000	.000
Cars	196	10	0	2	208	0	0	0
% Cars	98.5	76.9	0	66.7	96.3	0	0	0
Trucks	3	3	1	1	8	0	0	0
% Trucks	1.5	23.1	100	33.3	3.7	0	0	0

Accurate Counts
978-664-2565

N/S Street : Ins and Outs at Section 'A'
E/W Street: Binney Street
City/State : Cambridge, MA
Weather : Clear

File Name : LG03800A
Site Code : LG03800A
Start Date : 5/15/2013
Page No : 3



Accurate Counts
978-664-2565

N/S Street : Ins and Outs at Section 'A'
E/W Street: Binney Street
City/State : Cambridge, MA
Weather : Clear

File Name : LG03800A
Site Code : LG03800A
Start Date : 5/15/2013
Page No : 1

Groups Printed- Cars

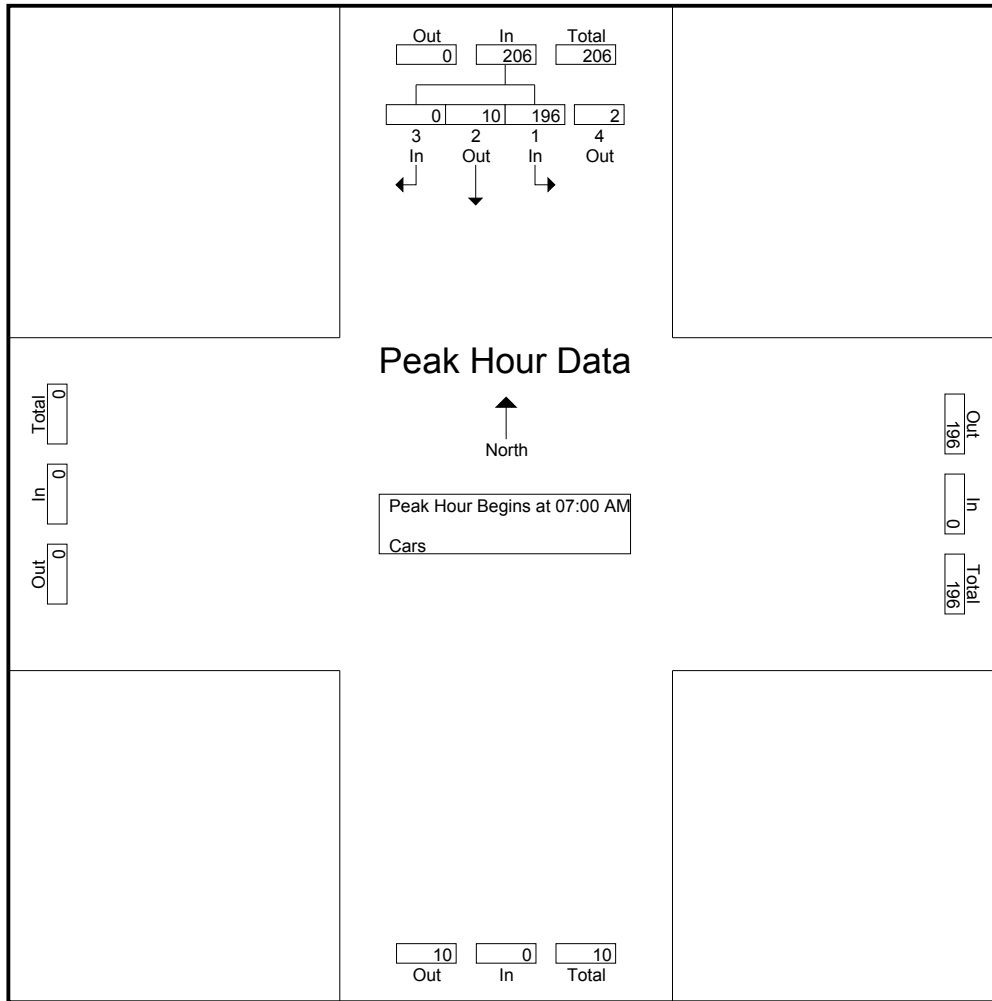
Start Time	From North				Int. Total
	1 In	2 Out	3 In	4 Out	
07:00 AM	49	8	0	1	58
07:15 AM	43	0	0	0	43
07:30 AM	55	2	0	1	58
07:45 AM	49	0	0	0	49
Total	196	10	0	2	208
08:00 AM	47	3	0	0	50
08:15 AM	47	0	0	0	47
08:30 AM	45	0	1	0	46
08:45 AM	58	0	0	0	58
Total	197	3	1	0	201
Grand Total	393	13	1	2	409
Apprch %	96.1	3.2	0.2	0.5	
Total %	96.1	3.2	0.2	0.5	

Start Time	From North				App. Total	From East	From South	From West	App. Total	Int. Total
	1 In	2 Out	3 In	4 Out						
Peak Hour Analysis From 07:00 AM to 08:45 AM - Peak 1 of 1										
Peak Hour for Entire Intersection Begins at 07:00 AM										
07:00 AM	49	8	0	1	58	0	0	0	0	58
07:15 AM	43	0	0	0	43	0	0	0	0	43
07:30 AM	55	2	0	1	58	0	0	0	0	58
07:45 AM	49	0	0	0	49	0	0	0	0	49
Total Volume	196	10	0	2	208	0	0	0	0	208
% App. Total	94.2	4.8	0	1						
PHF	.891	.313	.000	.500	.897	.000	.000	.000	.000	.897

Accurate Counts
978-664-2565

N/S Street : Ins and Outs at Section 'A'
E/W Street: Binney Street
City/State : Cambridge, MA
Weather : Clear

File Name : LG03800A
Site Code : LG03800A
Start Date : 5/15/2013
Page No : 2



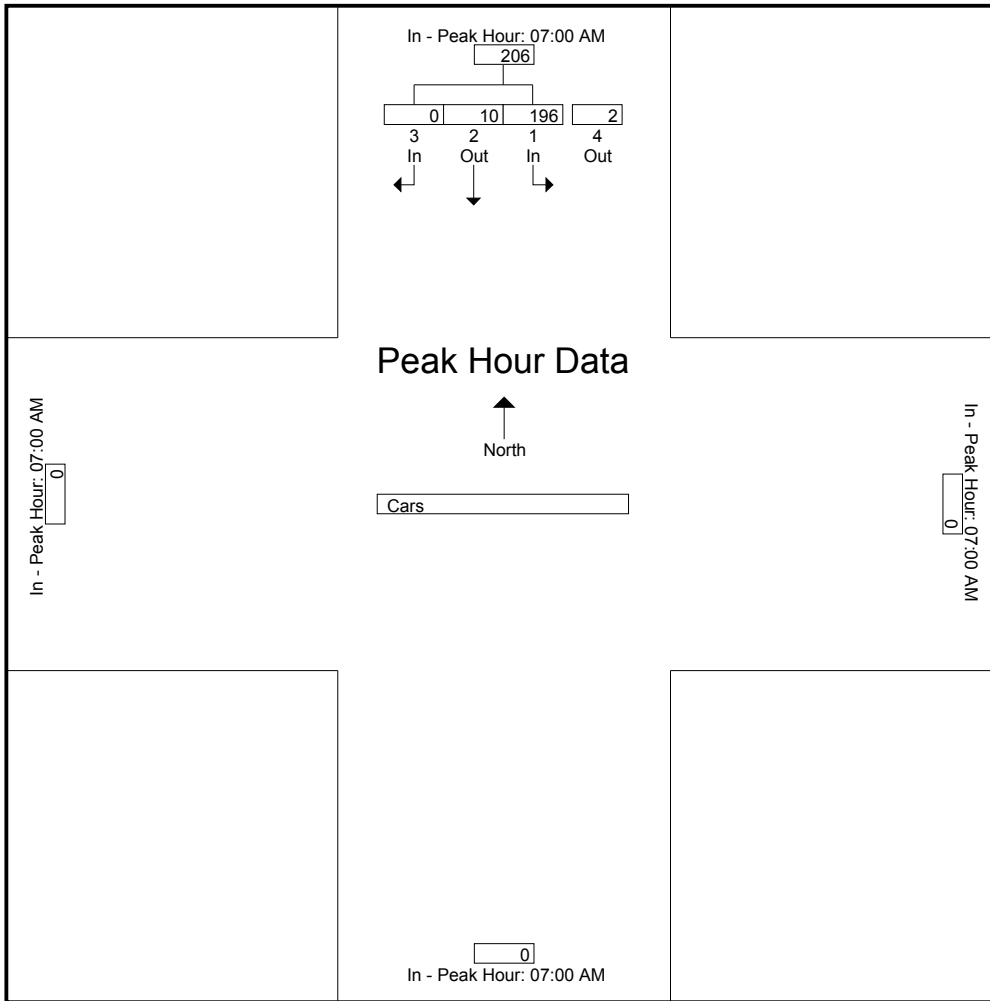
Peak Hour Analysis From 07:00 AM to 08:45 AM - Peak 1 of 1
Peak Hour for Each Approach Begins at:

	07:00 AM					07:00 AM	07:00 AM	07:00 AM
+0 mins.	49	8	0	1	58	0	0	0
+15 mins.	43	0	0	0	43	0	0	0
+30 mins.	55	2	0	1	58	0	0	0
+45 mins.	49	0	0	0	49	0	0	0
Total Volume	196	10	0	2	208	0	0	0
% App. Total	94.2	4.8	0	1				
PHF	.891	.313	.000	.500	.897	.000	.000	.000

Accurate Counts
978-664-2565

N/S Street : Ins and Outs at Section 'A'
E/W Street: Binney Street
City/State : Cambridge, MA
Weather : Clear

File Name : LG03800A
Site Code : LG03800A
Start Date : 5/15/2013
Page No : 3



Accurate Counts
978-664-2565

N/S Street : Ins and Outs at Section 'A'
E/W Street: Binney Street
City/State : Cambridge, MA
Weather : Clear

File Name : LG03800A
Site Code : LG03800A
Start Date : 5/15/2013
Page No : 1

Groups Printed- Trucks

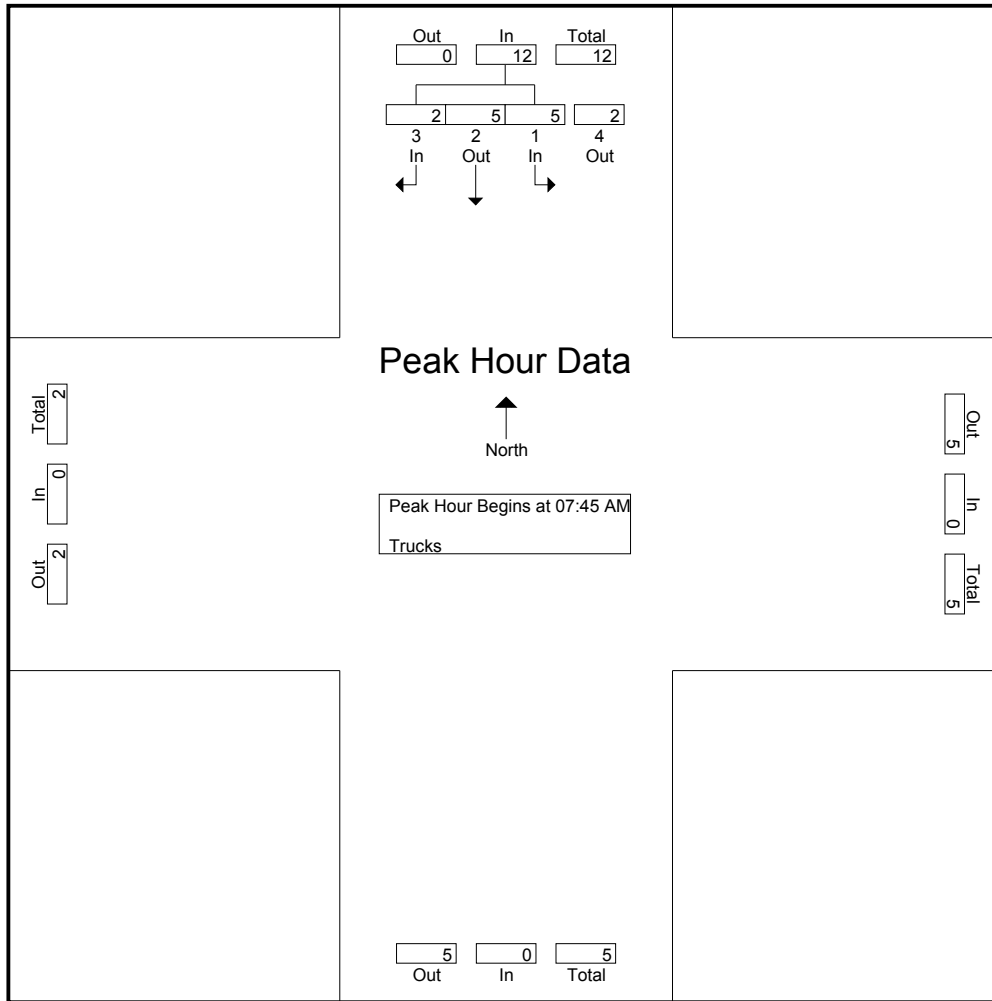
Start Time	From North				Int. Total
	1 In	2 Out	3 In	4 Out	
07:00 AM	0	0	1	0	1
07:15 AM	2	2	0	1	5
07:30 AM	0	0	0	0	0
07:45 AM	1	1	0	0	2
Total	3	3	1	1	8
08:00 AM	1	1	0	0	2
08:15 AM	3	3	1	1	8
08:30 AM	0	0	1	1	2
08:45 AM	0	0	0	0	0
Total	4	4	2	2	12
Grand Total	7	7	3	3	20
Apprch %	35	35	15	15	
Total %	35	35	15	15	

Start Time	From North				App. Total	From East	From South	From West	App. Total	Int. Total
	1 In	2 Out	3 In	4 Out						
Peak Hour Analysis From 07:00 AM to 08:45 AM - Peak 1 of 1										
Peak Hour for Entire Intersection Begins at 07:45 AM										
07:45 AM	1	1	0	0	2	0	0	0	0	2
08:00 AM	1	1	0	0	2	0	0	0	0	2
08:15 AM	3	3	1	1	8	0	0	0	0	8
08:30 AM	0	0	1	1	2	0	0	0	0	2
Total Volume	5	5	2	2	14	0	0	0	0	14
% App. Total	35.7	35.7	14.3	14.3						
PHF	.417	.417	.500	.500	.438	.000	.000	.000	.000	.438

Accurate Counts
978-664-2565

N/S Street : Ins and Outs at Section 'A'
E/W Street: Binney Street
City/State : Cambridge, MA
Weather : Clear

File Name : LG03800A
Site Code : LG03800A
Start Date : 5/15/2013
Page No : 2



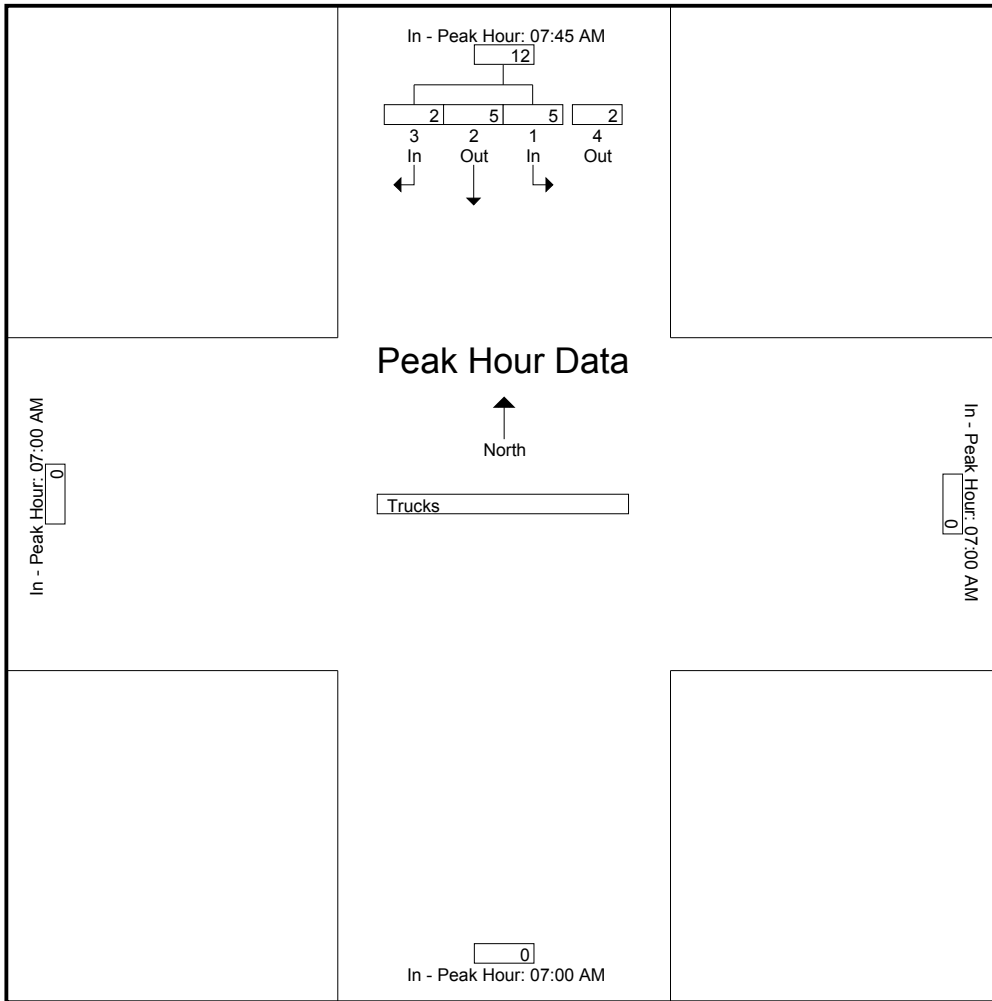
Peak Hour Analysis From 07:00 AM to 08:45 AM - Peak 1 of 1
Peak Hour for Each Approach Begins at:

	07:45 AM					07:00 AM	07:00 AM	07:00 AM
+0 mins.	1	1	0	0	2	0	0	0
+15 mins.	1	1	0	0	2	0	0	0
+30 mins.	3	3	1	1	8	0	0	0
+45 mins.	0	0	1	1	2	0	0	0
Total Volume	5	5	2	2	14	0	0	0
% App. Total	35.7	35.7	14.3	14.3				
PHF	.417	.417	.500	.500	.438	.000	.000	.000

Accurate Counts
978-664-2565

N/S Street : Ins and Outs at Section 'A'
E/W Street: Binney Street
City/State : Cambridge, MA
Weather : Clear

File Name : LG03800A
Site Code : LG03800A
Start Date : 5/15/2013
Page No : 3



Accurate Counts
978-664-2565

N/S Street : Ins and Outs at Section 'A'
E/W Street: Binney Street
City/State : Cambridge, MA
Weather : Clear

File Name : LG03800A
Site Code : LG03800A
Start Date : 5/15/2013
Page No : 1

Groups Printed- Cars - Trucks

Start Time	From North				Int. Total
	1 In	2 Out	3 In	4 Out	
11:00 AM	12	2	0	0	14
11:15 AM	8	2	0	0	10
11:30 AM	11	7	1	1	20
11:45 AM	7	8	0	0	15
Total	38	19	1	1	59
12:00 PM	9	3	1	1	14
12:15 PM	8	4	0	0	12
12:30 PM	10	3	1	2	16
12:45 PM	10	2	0	0	12
Total	37	12	2	3	54
Grand Total	75	31	3	4	113
Apprch %	66.4	27.4	2.7	3.5	
Total %	66.4	27.4	2.7	3.5	
Cars	70	26	0	1	97
% Cars	93.3	83.9	0	25	85.8
Trucks	5	5	3	3	16
% Trucks	6.7	16.1	100	75	14.2

Start Time	From North				App. Total	From East App. Total	From South App. Total	From West App. Total	Int. Total
	1 In	2 Out	3 In	4 Out					
11:30 AM	11	7	1	1	20	0	0	0	20
11:45 AM	7	8	0	0	15	0	0	0	15
12:00 PM	9	3	1	1	14	0	0	0	14
12:15 PM	8	4	0	0	12	0	0	0	12
Total Volume	35	22	2	2	61	0	0	0	61
% App. Total	57.4	36.1	3.3	3.3					
PHF	.795	.688	.500	.500	.763	.000	.000	.000	.763
Cars	33	20	0	0	53	0	0	0	53
% Cars	94.3	90.9	0	0	86.9	0	0	0	86.9
Trucks	2	2	2	2	8	0	0	0	8
% Trucks	5.7	9.1	100	100	13.1	0	0	0	13.1

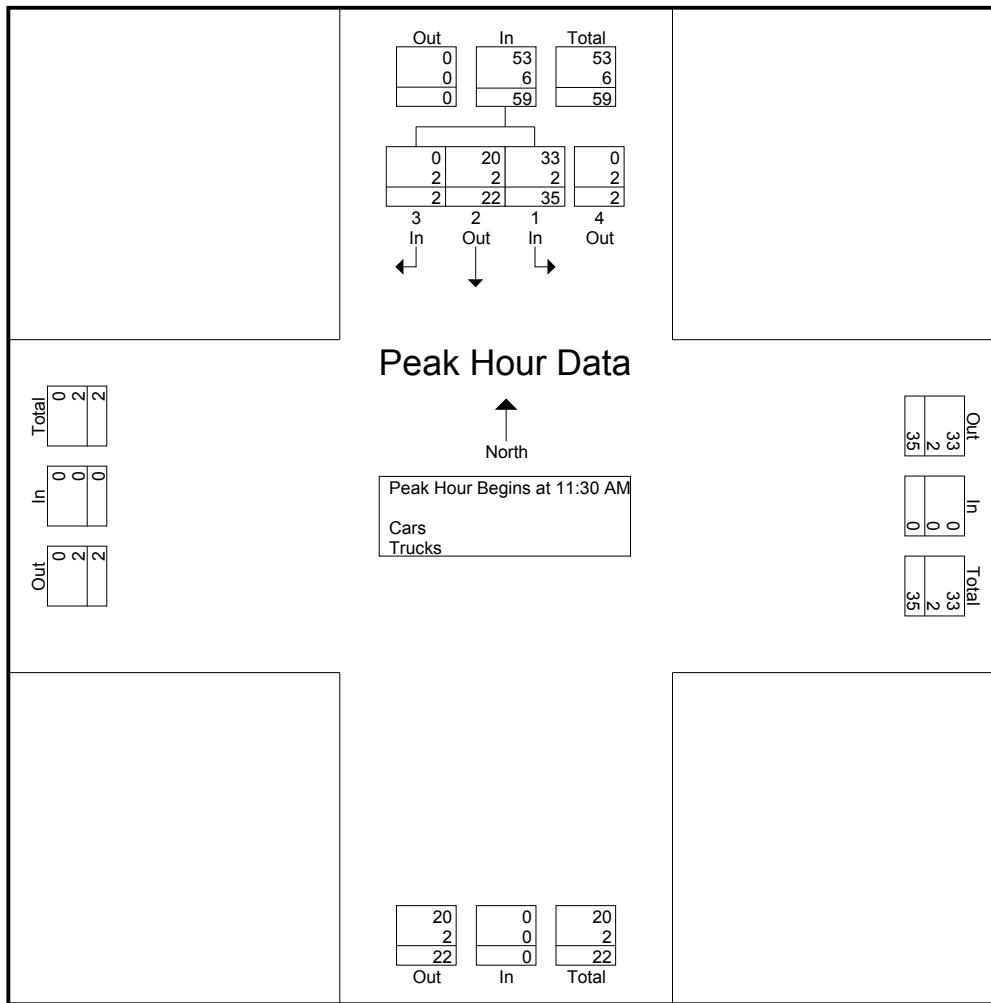
Peak Hour Analysis From 11:00 AM to 12:45 PM - Peak 1 of 1

Peak Hour for Entire Intersection Begins at 11:30 AM

Accurate Counts
978-664-2565

File Name : LG03800A
Site Code : LG03800A
Start Date : 5/15/2013
Page No : 2

N/S Street : Ins and Outs at Section 'A'
E/W Street: Binney Street
City/State : Cambridge, MA
Weather : Clear



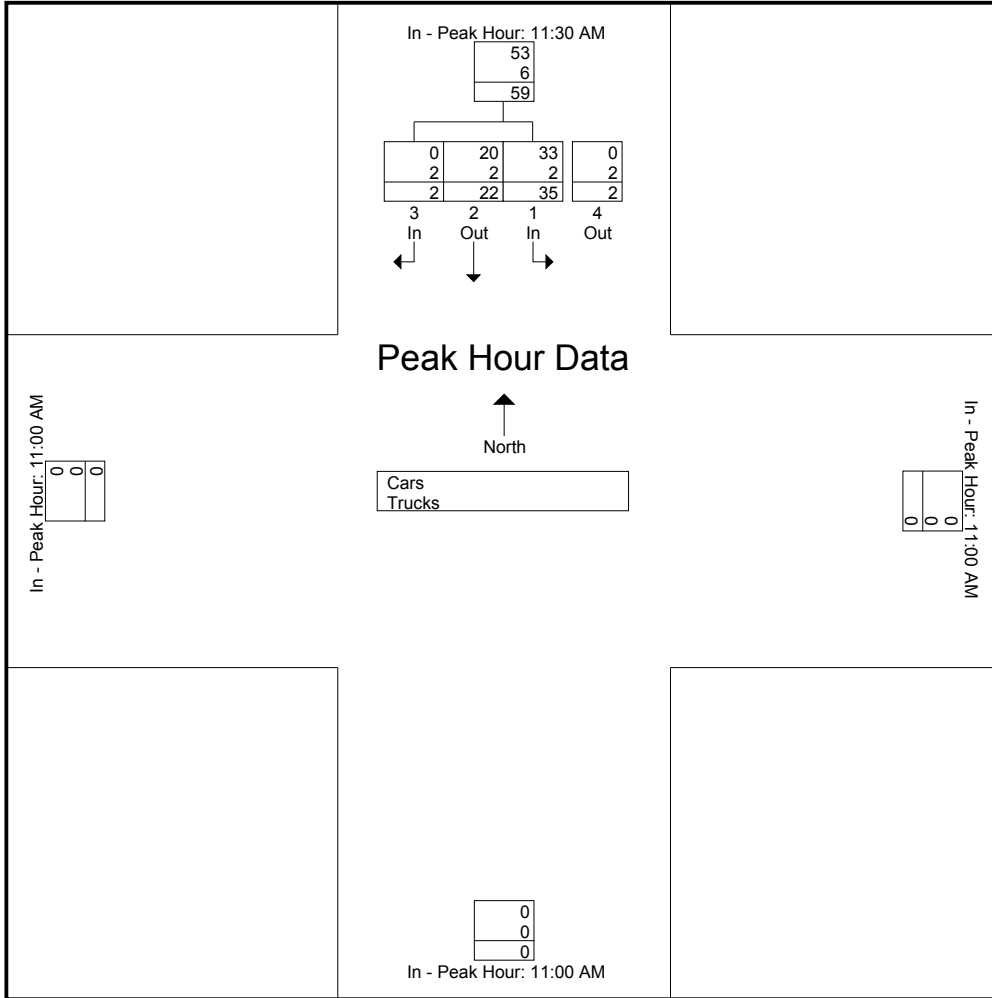
Peak Hour Analysis From 11:00 AM to 12:45 PM - Peak 1 of 1
Peak Hour for Each Approach Begins at:

	11:30 AM					11:00 AM	11:00 AM	11:00 AM
+0 mins.	11	7	1	1	20	0	0	0
+15 mins.	7	8	0	0	15	0	0	0
+30 mins.	9	3	1	1	14	0	0	0
+45 mins.	8	4	0	0	12	0	0	0
Total Volume	35	22	2	2	61	0	0	0
% App. Total	57.4	36.1	3.3	3.3				
PHF	.795	.688	.500	.500	.763	.000	.000	.000
Cars	33	20	0	0	53	0	0	0
% Cars	94.3	90.9	0	0	86.9	0	0	0
Trucks	2	2	2	2	8	0	0	0
% Trucks	5.7	9.1	100	100	13.1	0	0	0

Accurate Counts
978-664-2565

File Name : LG03800A
Site Code : LG03800A
Start Date : 5/15/2013
Page No : 3

N/S Street : Ins and Outs at Section 'A'
E/W Street: Binney Street
City/State : Cambridge, MA
Weather : Clear



Accurate Counts
978-664-2565

N/S Street : Ins and Outs at Section 'A'
E/W Street: Binney Street
City/State : Cambridge, MA
Weather : Clear

File Name : LG03800A
Site Code : LG03800A
Start Date : 5/15/2013
Page No : 1

Groups Printed- Cars

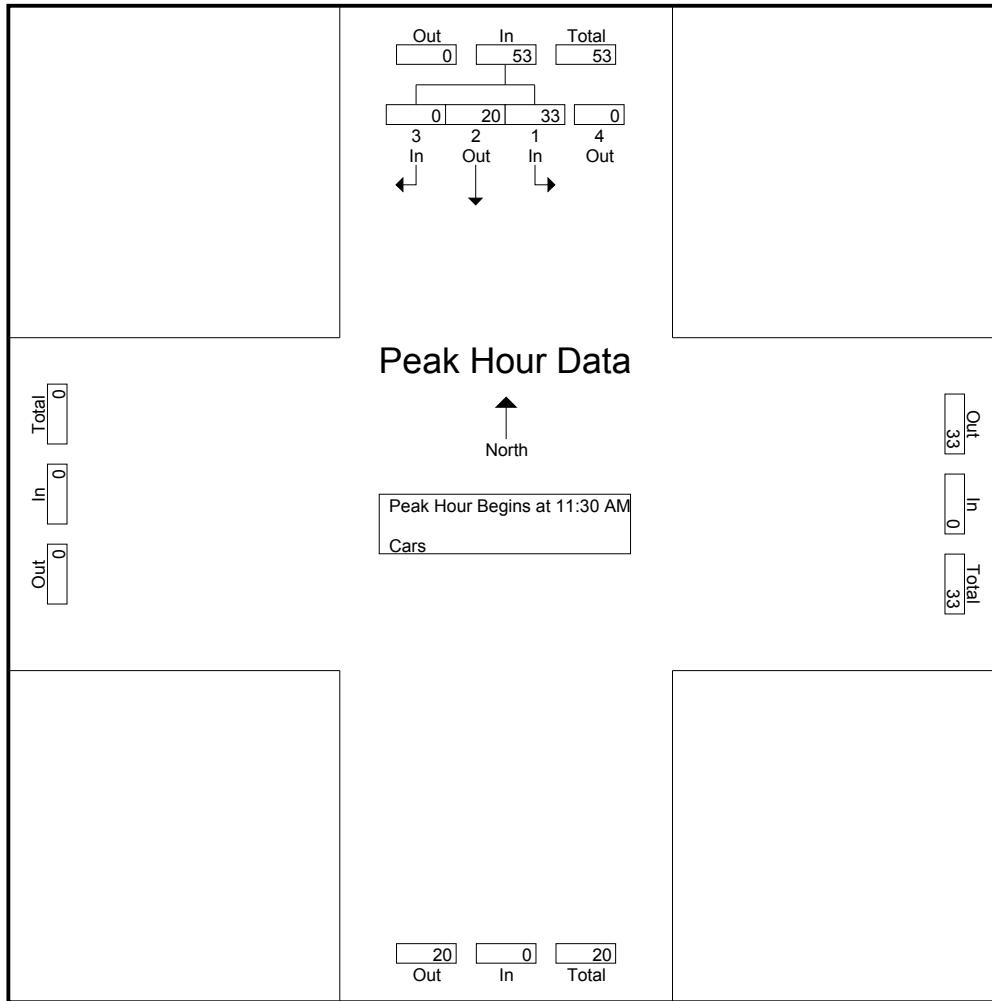
Start Time	From North				Int. Total
	1 In	2 Out	3 In	4 Out	
11:00 AM	11	1	0	0	12
11:15 AM	7	1	0	0	8
11:30 AM	9	5	0	0	14
11:45 AM	7	8	0	0	15
Total	34	15	0	0	49
12:00 PM	9	3	0	0	12
12:15 PM	8	4	0	0	12
12:30 PM	9	2	0	1	12
12:45 PM	10	2	0	0	12
Total	36	11	0	1	48
Grand Total	70	26	0	1	97
Apprch %	72.2	26.8	0	1	
Total %	72.2	26.8	0	1	

Start Time	From North				App. Total	From East	From South	From West	App. Total	Int. Total
	1 In	2 Out	3 In	4 Out						
Peak Hour Analysis From 11:00 AM to 12:45 PM - Peak 1 of 1										
Peak Hour for Entire Intersection Begins at 11:30 AM										
11:30 AM	9	5	0	0	14	0	0	0	0	14
11:45 AM	7	8	0	0	15	0	0	0	0	15
12:00 PM	9	3	0	0	12	0	0	0	0	12
12:15 PM	8	4	0	0	12	0	0	0	0	12
Total Volume	33	20	0	0	53	0	0	0	0	53
% App. Total	62.3	37.7	0	0						
PHF	.917	.625	.000	.000	.883	.000	.000	.000	.000	.883

Accurate Counts
978-664-2565

N/S Street : Ins and Outs at Section 'A'
E/W Street: Binney Street
City/State : Cambridge, MA
Weather : Clear

File Name : LG03800A
Site Code : LG03800A
Start Date : 5/15/2013
Page No : 2



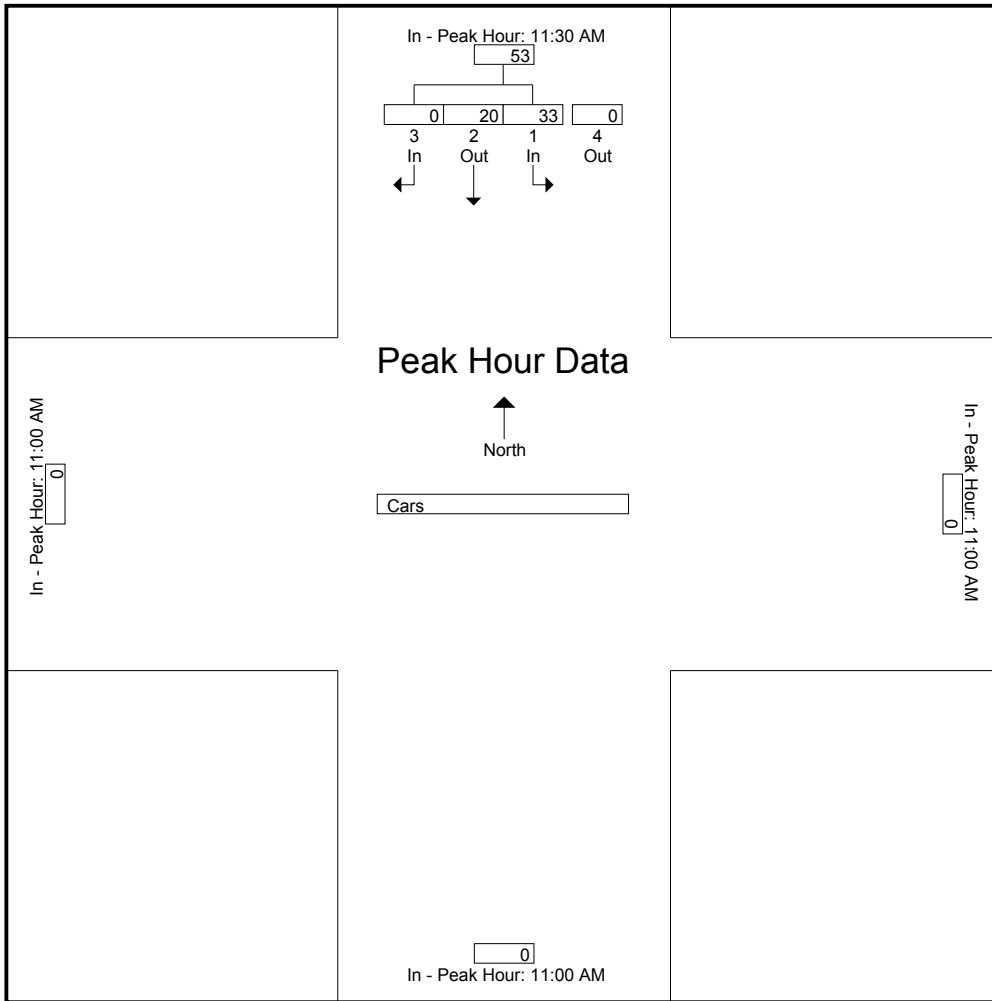
Peak Hour Analysis From 11:00 AM to 12:45 PM - Peak 1 of 1
Peak Hour for Each Approach Begins at:

	11:30 AM					11:00 AM	11:00 AM	11:00 AM
+0 mins.	9	5	0	0	14	0	0	0
+15 mins.	7	8	0	0	15	0	0	0
+30 mins.	9	3	0	0	12	0	0	0
+45 mins.	8	4	0	0	12	0	0	0
Total Volume	33	20	0	0	53	0	0	0
% App. Total	62.3	37.7	0	0				
PHF	.917	.625	.000	.000	.883	.000	.000	.000

Accurate Counts
978-664-2565

N/S Street : Ins and Outs at Section 'A'
E/W Street: Binney Street
City/State : Cambridge, MA
Weather : Clear

File Name : LG03800A
Site Code : LG03800A
Start Date : 5/15/2013
Page No : 3



Accurate Counts
978-664-2565

N/S Street : Ins and Outs at Section 'A'
E/W Street: Binney Street
City/State : Cambridge, MA
Weather : Clear

File Name : LG03800A
Site Code : LG03800A
Start Date : 5/15/2013
Page No : 1

Groups Printed- Trucks

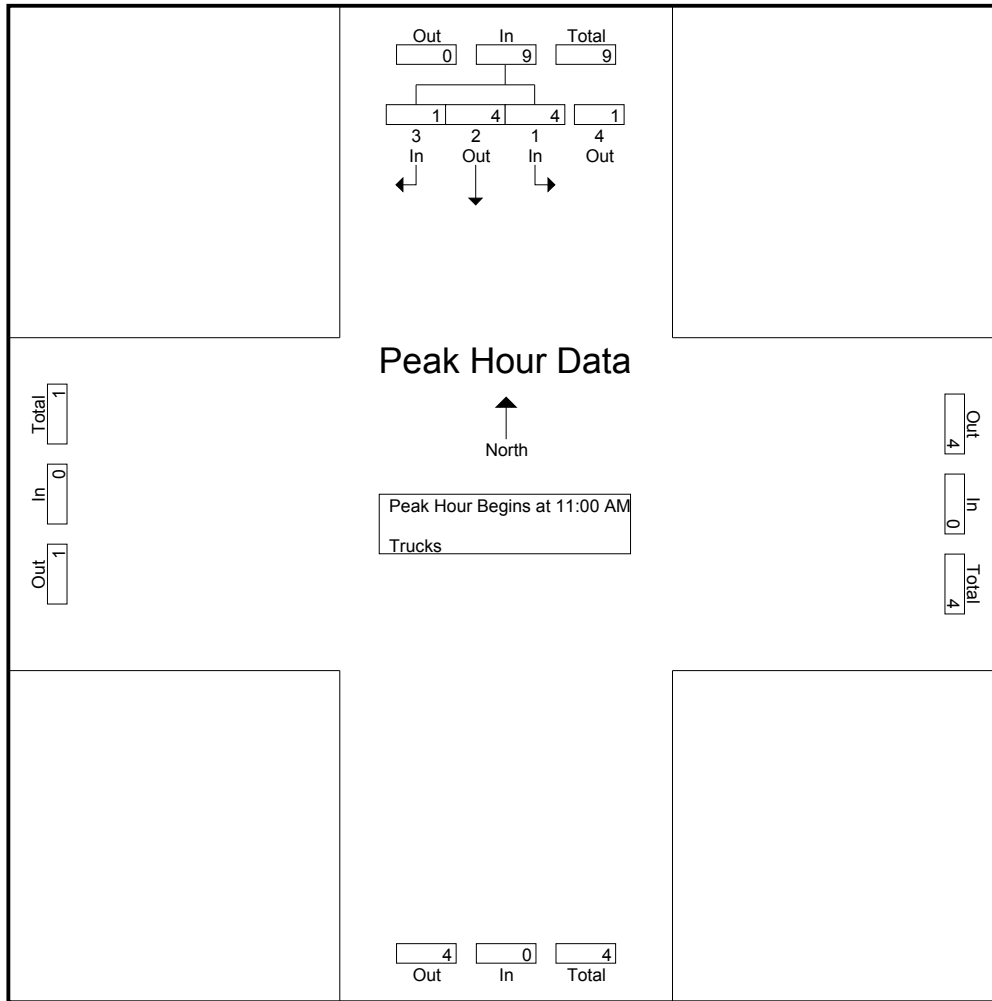
Start Time	From North				Int. Total
	1 In	2 Out	3 In	4 Out	
11:00 AM	1	1	0	0	2
11:15 AM	1	1	0	0	2
11:30 AM	2	2	1	1	6
11:45 AM	0	0	0	0	0
Total	4	4	1	1	10
12:00 PM	0	0	1	1	2
12:15 PM	0	0	0	0	0
12:30 PM	1	1	1	1	4
12:45 PM	0	0	0	0	0
Total	1	1	2	2	6
Grand Total	5	5	3	3	16
Apprch %	31.2	31.2	18.8	18.8	
Total %	31.2	31.2	18.8	18.8	

Start Time	From North				App. Total	From East	From South	From West	Int. Total
	1 In	2 Out	3 In	4 Out					
Peak Hour Analysis From 11:00 AM to 12:45 PM - Peak 1 of 1									
Peak Hour for Entire Intersection Begins at 11:00 AM									
11:00 AM	1	1	0	0	2	0	0	0	2
11:15 AM	1	1	0	0	2	0	0	0	2
11:30 AM	2	2	1	1	6	0	0	0	6
11:45 AM	0	0	0	0	0	0	0	0	0
Total Volume	4	4	1	1	10	0	0	0	10
% App. Total	40	40	10	10					
PHF	.500	.500	.250	.250	.417	.000	.000	.000	.417

Accurate Counts
978-664-2565

N/S Street : Ins and Outs at Section 'A'
E/W Street: Binney Street
City/State : Cambridge, MA
Weather : Clear

File Name : LG03800A
Site Code : LG03800A
Start Date : 5/15/2013
Page No : 2



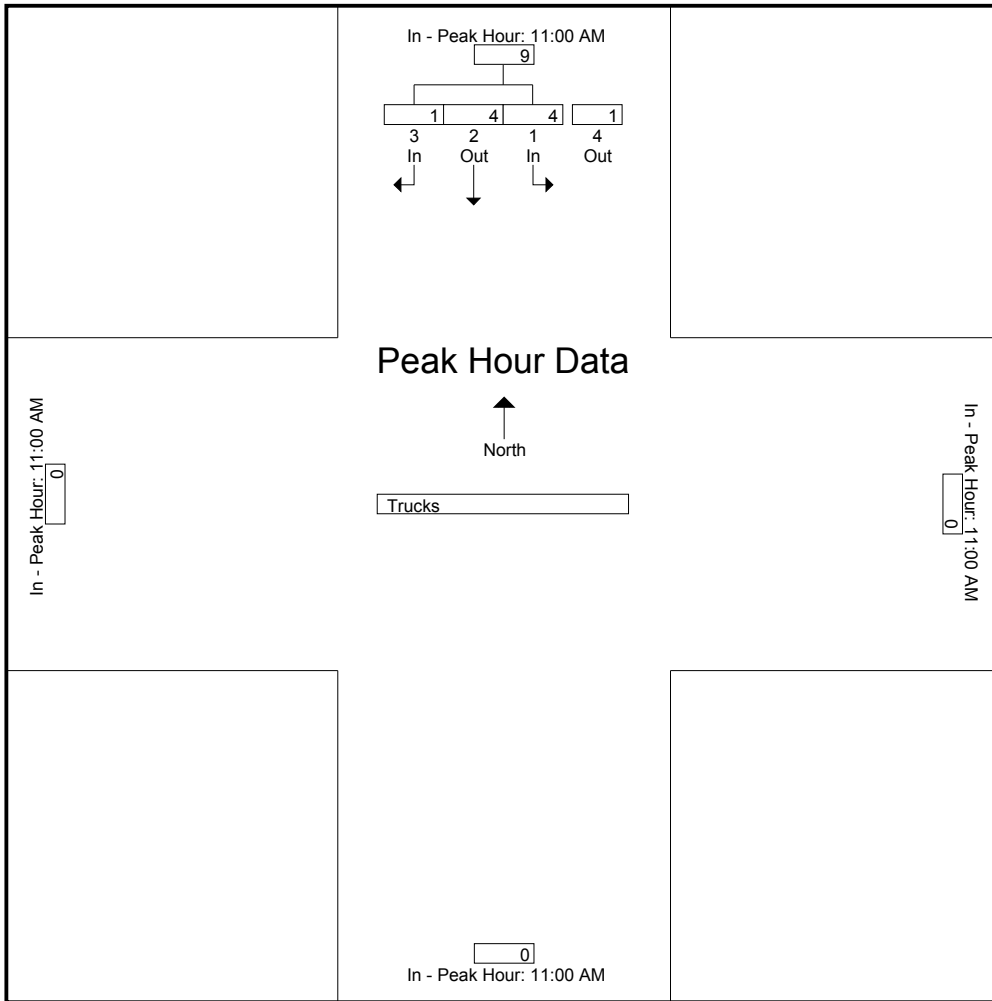
Peak Hour Analysis From 11:00 AM to 12:45 PM - Peak 1 of 1
Peak Hour for Each Approach Begins at:

	11:00 AM					11:00 AM	11:00 AM	11:00 AM
+0 mins.	1	1	0	0	2	0	0	0
+15 mins.	1	1	0	0	2	0	0	0
+30 mins.	2	2	1	1	6	0	0	0
+45 mins.	0	0	0	0	0	0	0	0
Total Volume	4	4	1	1	10	0	0	0
% App. Total	40	40	10	10				
PHF	.500	.500	.250	.250	.417	.000	.000	.000

Accurate Counts
978-664-2565

N/S Street : Ins and Outs at Section 'A'
E/W Street: Binney Street
City/State : Cambridge, MA
Weather : Clear

File Name : LG03800A
Site Code : LG03800A
Start Date : 5/15/2013
Page No : 3



Accurate Counts
978-664-2565

N/S Street : Ins and Outs at Section 'A'
E/W Street: Binney Street
City/State : Cambridge, MA
Weather : Clear

File Name : LG03800A
Site Code : LG03800A
Start Date : 5/15/2013
Page No : 1

Groups Printed- Cars - Trucks

Start Time	From North				Int. Total
	1 In	2 Out	3 In	4 Out	
04:00 PM	7	37	0	0	44
04:15 PM	9	33	0	0	42
04:30 PM	9	25	0	0	34
04:45 PM	4	29	0	0	33
Total	29	124	0	0	153
05:00 PM	4	29	1	1	35
05:15 PM	3	28	0	0	31
05:30 PM	4	25	0	0	29
05:45 PM	7	28	0	0	35
Total	18	110	1	1	130
Grand Total	47	234	1	1	283
Apprch %	16.6	82.7	0.4	0.4	
Total %	16.6	82.7	0.4	0.4	
Cars	45	232	0	0	277
% Cars	95.7	99.1	0	0	97.9
Trucks	2	2	1	1	6
% Trucks	4.3	0.9	100	100	2.1

Start Time	From North					From East	From South	From West	Int. Total
	1 In	2 Out	3 In	4 Out	App. Total	App. Total	App. Total		

Peak Hour Analysis From 04:00 PM to 05:45 PM - Peak 1 of 1

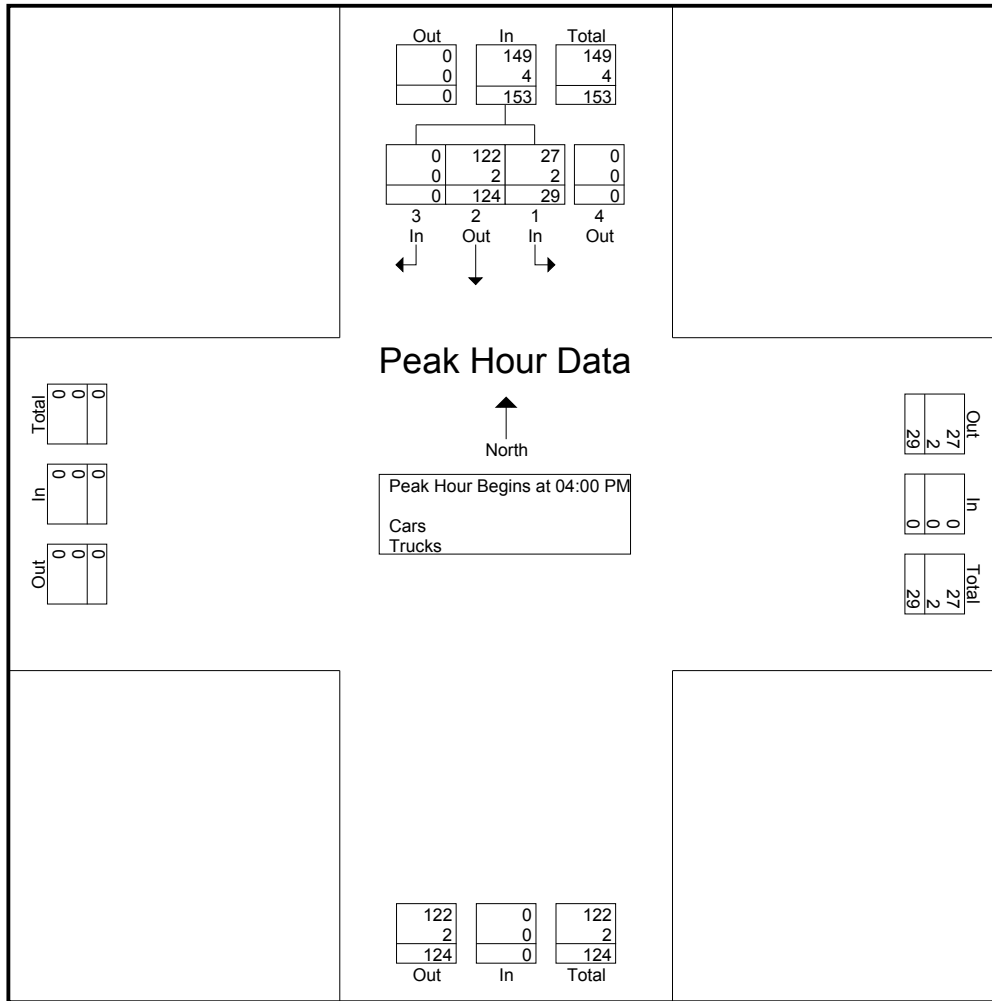
Peak Hour for Entire Intersection Begins at 04:00 PM

04:00 PM	7	37	0	0	44	0	0	0	44
04:15 PM	9	33	0	0	42	0	0	0	42
04:30 PM	9	25	0	0	34	0	0	0	34
04:45 PM	4	29	0	0	33	0	0	0	33
Total Volume	29	124	0	0	153	0	0	0	153
% App. Total	19	81	0	0					
PHF	.806	.838	.000	.000	.869	.000	.000	.000	.869
Cars	27	122	0	0	149	0	0	0	149
% Cars	93.1	98.4	0	0	97.4	0	0	0	97.4
Trucks	2	2	0	0	4	0	0	0	4
% Trucks	6.9	1.6	0	0	2.6	0	0	0	2.6

Accurate Counts
978-664-2565

File Name : LG03800A
Site Code : LG03800A
Start Date : 5/15/2013
Page No : 2

N/S Street : Ins and Outs at Section 'A'
E/W Street: Binney Street
City/State : Cambridge, MA
Weather : Clear



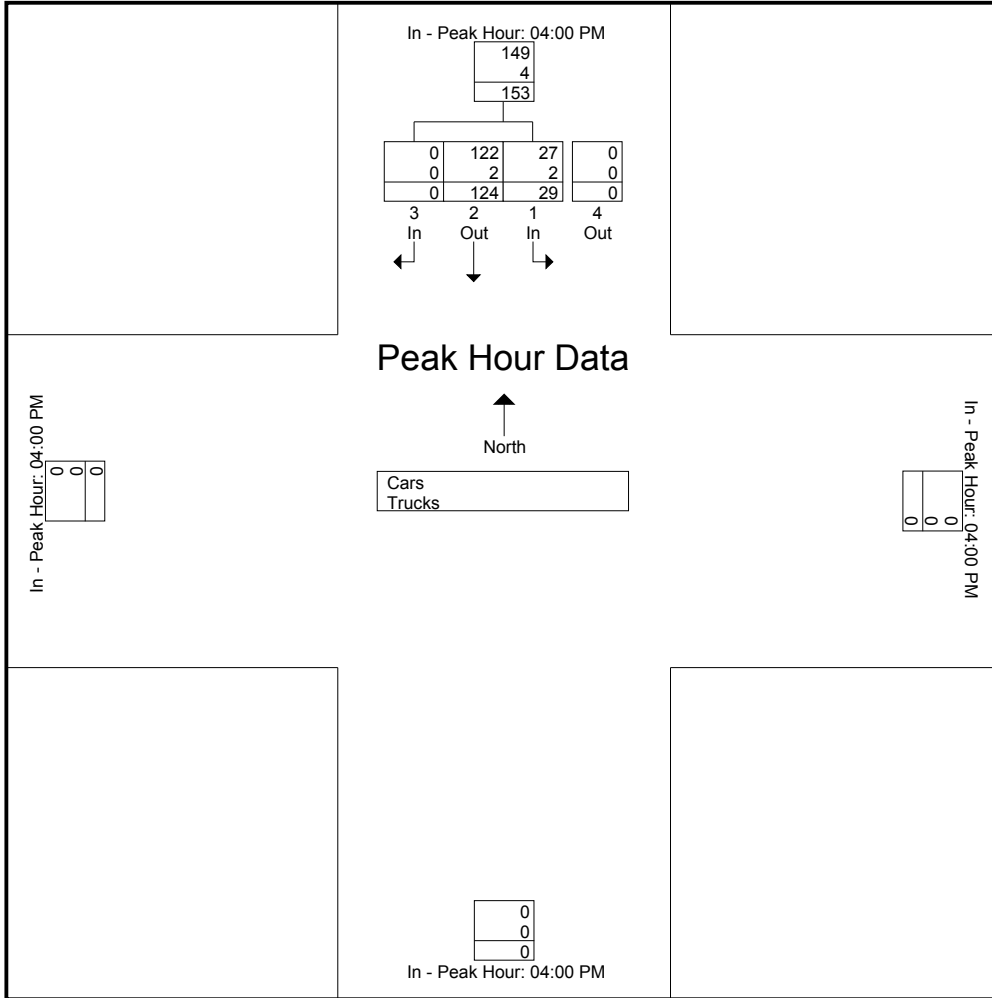
Peak Hour Analysis From 04:00 PM to 05:45 PM - Peak 1 of 1
Peak Hour for Each Approach Begins at:

	04:00 PM					04:00 PM	04:00 PM	04:00 PM
+0 mins.	7	37	0	0	44	0	0	0
+15 mins.	9	33	0	0	42	0	0	0
+30 mins.	9	25	0	0	34	0	0	0
+45 mins.	4	29	0	0	33	0	0	0
Total Volume	29	124	0	0	153	0	0	0
% App. Total	19	81	0	0	0	0	0	0
PHF	.806	.838	.000	.000	.869	.000	.000	.000
Cars	27	122	0	0	149	0	0	0
% Cars	93.1	98.4	0	0	97.4	0	0	0
Trucks	2	2	0	0	4	0	0	0
% Trucks	6.9	1.6	0	0	2.6	0	0	0

Accurate Counts
978-664-2565

File Name : LG03800A
Site Code : LG03800A
Start Date : 5/15/2013
Page No : 3

N/S Street : Ins and Outs at Section 'A'
E/W Street: Binney Street
City/State : Cambridge, MA
Weather : Clear



Accurate Counts
978-664-2565

N/S Street : Ins and Outs at Section 'A'
E/W Street: Binney Street
City/State : Cambridge, MA
Weather : Clear

File Name : LG03800A
Site Code : LG03800A
Start Date : 5/15/2013
Page No : 1

Groups Printed- Cars

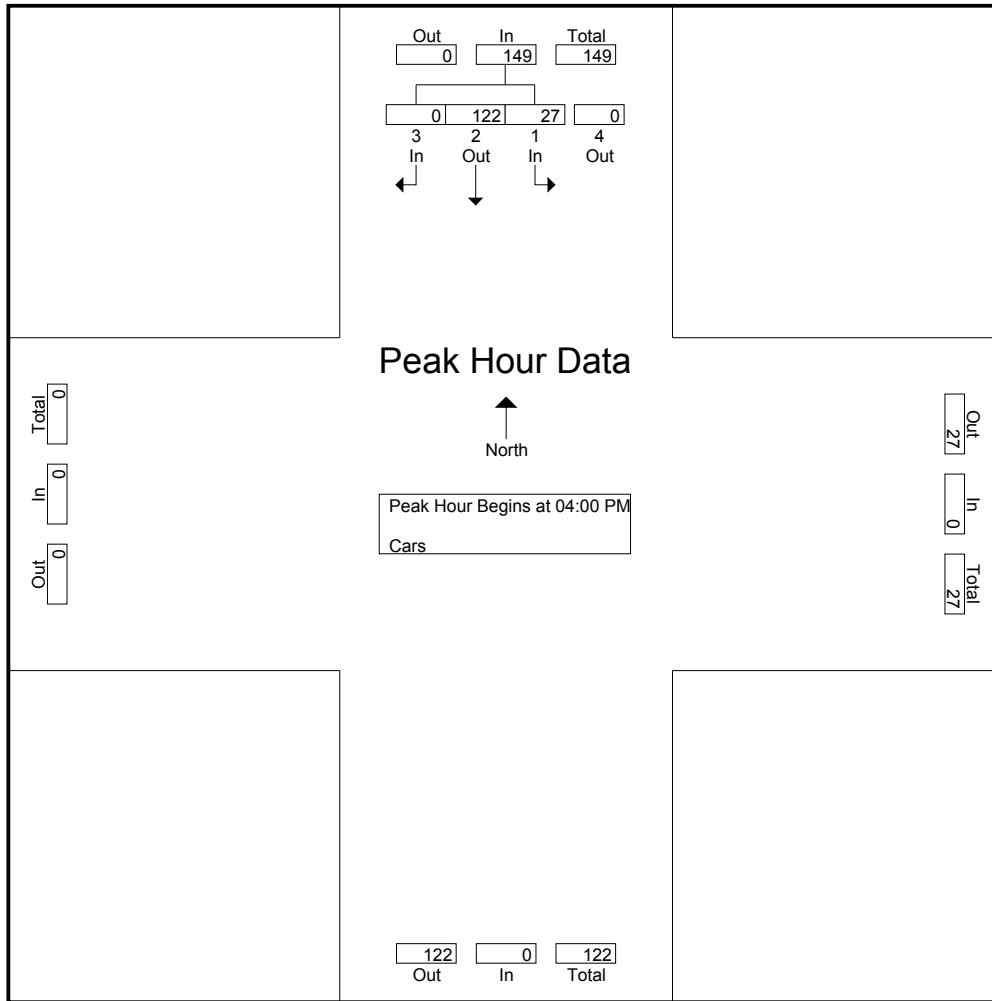
Start Time	From North				Int. Total
	1 In	2 Out	3 In	4 Out	
04:00 PM	7	37	0	0	44
04:15 PM	8	32	0	0	40
04:30 PM	9	25	0	0	34
04:45 PM	3	28	0	0	31
Total	27	122	0	0	149
05:00 PM	4	29	0	0	33
05:15 PM	3	28	0	0	31
05:30 PM	4	25	0	0	29
05:45 PM	7	28	0	0	35
Total	18	110	0	0	128
Grand Total	45	232	0	0	277
Apprch %	16.2	83.8	0	0	
Total %	16.2	83.8	0	0	

Start Time	From North					App. Total	From East	From South	From West	Int. Total
	1 In	2 Out	3 In	4 Out	App. Total					
Peak Hour Analysis From 04:00 PM to 05:45 PM - Peak 1 of 1										
Peak Hour for Entire Intersection Begins at 04:00 PM										
04:00 PM	7	37	0	0	44	0	0	0	0	44
04:15 PM	8	32	0	0	40	0	0	0	0	40
04:30 PM	9	25	0	0	34	0	0	0	0	34
04:45 PM	3	28	0	0	31	0	0	0	0	31
Total Volume	27	122	0	0	149	0	0	0	0	149
% App. Total	18.1	81.9	0	0						
PHF	.750	.824	.000	.000	.847	.000	.000	.000	.000	.847

Accurate Counts
978-664-2565

N/S Street : Ins and Outs at Section 'A'
E/W Street: Binney Street
City/State : Cambridge, MA
Weather : Clear

File Name : LG03800A
Site Code : LG03800A
Start Date : 5/15/2013
Page No : 2



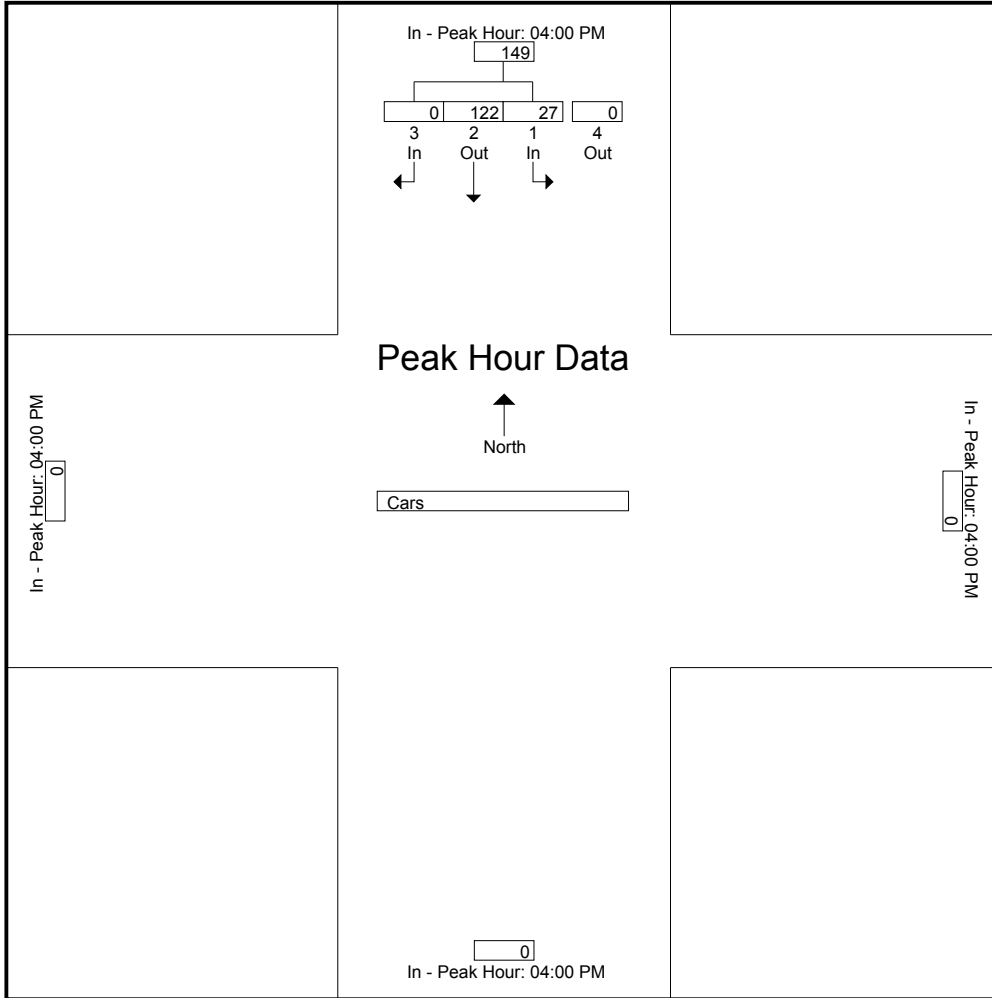
Peak Hour Analysis From 04:00 PM to 05:45 PM - Peak 1 of 1
Peak Hour for Each Approach Begins at:

	04:00 PM					04:00 PM	04:00 PM	04:00 PM
+0 mins.	7	37	0	0	44	0	0	0
+15 mins.	8	32	0	0	40	0	0	0
+30 mins.	9	25	0	0	34	0	0	0
+45 mins.	3	28	0	0	31	0	0	0
Total Volume	27	122	0	0	149	0	0	0
% App. Total	18.1	81.9	0	0				
PHF	.750	.824	.000	.000	.847	.000	.000	.000

Accurate Counts
978-664-2565

N/S Street : Ins and Outs at Section 'A'
E/W Street: Binney Street
City/State : Cambridge, MA
Weather : Clear

File Name : LG03800A
Site Code : LG03800A
Start Date : 5/15/2013
Page No : 3



Accurate Counts
978-664-2565

N/S Street : Ins and Outs at Section 'A'
E/W Street: Binney Street
City/State : Cambridge, MA
Weather : Clear

File Name : LG03800A
Site Code : LG03800A
Start Date : 5/15/2013
Page No : 1

Groups Printed- Trucks

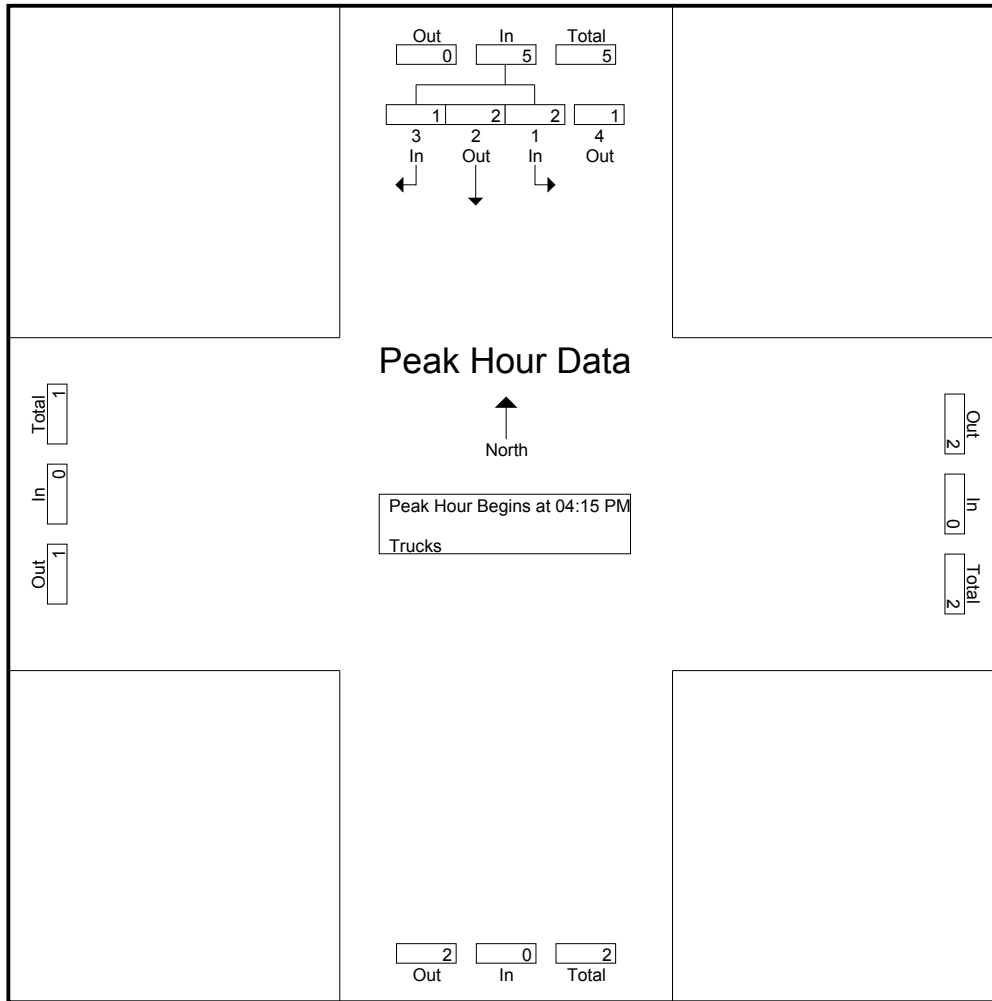
Start Time	From North				Int. Total
	1 In	2 Out	3 In	4 Out	
04:00 PM	0	0	0	0	0
04:15 PM	1	1	0	0	2
04:30 PM	0	0	0	0	0
04:45 PM	1	1	0	0	2
Total	2	2	0	0	4
05:00 PM	0	0	1	1	2
05:15 PM	0	0	0	0	0
05:30 PM	0	0	0	0	0
05:45 PM	0	0	0	0	0
Total	0	0	1	1	2
Grand Total	2	2	1	1	6
Apprch %	33.3	33.3	16.7	16.7	
Total %	33.3	33.3	16.7	16.7	

Start Time	From North				App. Total	From East	From South	From West	App. Total	Int. Total
	1 In	2 Out	3 In	4 Out						
Peak Hour Analysis From 04:00 PM to 05:45 PM - Peak 1 of 1										
Peak Hour for Entire Intersection Begins at 04:15 PM										
04:15 PM	1	1	0	0	2	0	0	0	0	2
04:30 PM	0	0	0	0	0	0	0	0	0	0
04:45 PM	1	1	0	0	2	0	0	0	0	2
05:00 PM	0	0	1	1	2	0	0	0	0	2
Total Volume	2	2	1	1	6	0	0	0	0	6
% App. Total	33.3	33.3	16.7	16.7						
PHF	.500	.500	.250	.250	.750	.000	.000	.000	.000	.750

Accurate Counts
978-664-2565

N/S Street : Ins and Outs at Section 'A'
E/W Street: Binney Street
City/State : Cambridge, MA
Weather : Clear

File Name : LG03800A
Site Code : LG03800A
Start Date : 5/15/2013
Page No : 2



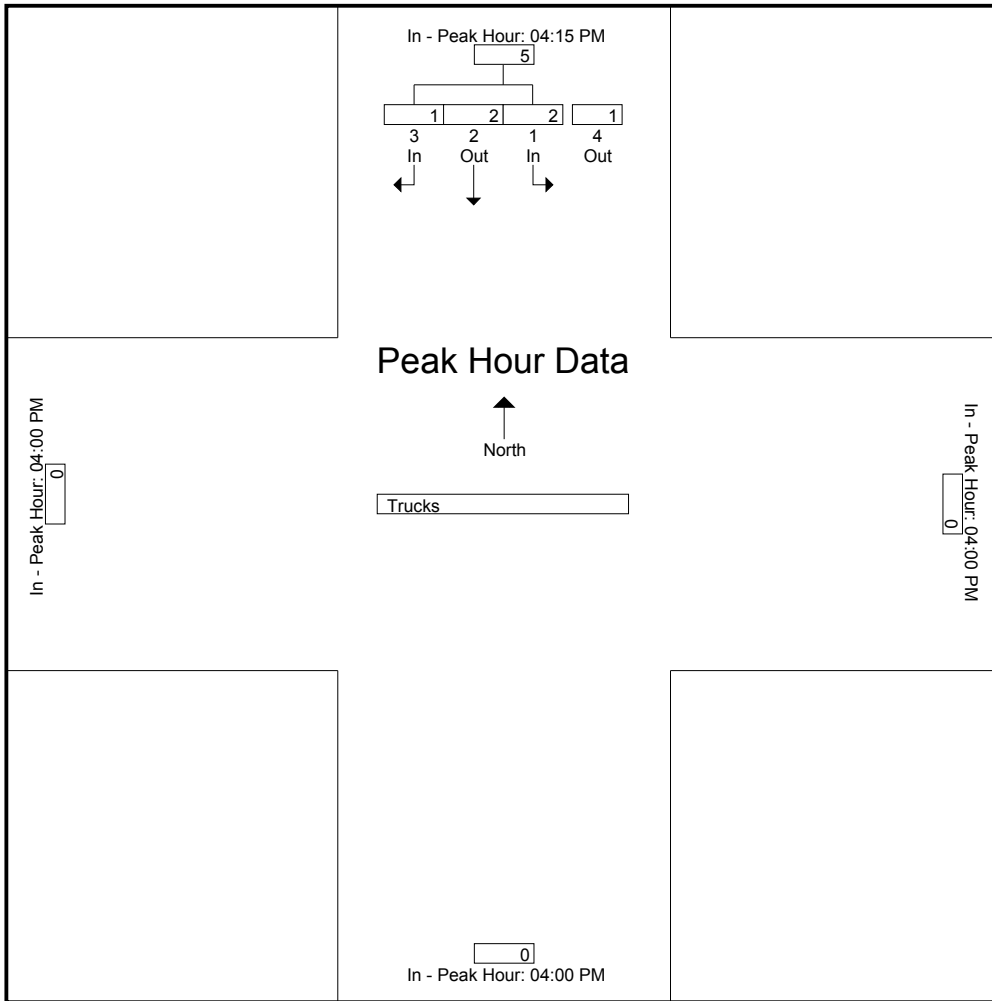
Peak Hour Analysis From 04:00 PM to 05:45 PM - Peak 1 of 1
Peak Hour for Each Approach Begins at:

	04:15 PM					04:00 PM	04:00 PM	04:00 PM
+0 mins.	1	1	0	0	2	0	0	0
+15 mins.	0	0	0	0	0	0	0	0
+30 mins.	1	1	0	0	2	0	0	0
+45 mins.	0	0	1	1	2	0	0	0
Total Volume	2	2	1	1	6	0	0	0
% App. Total	33.3	33.3	16.7	16.7				
PHF	.500	.500	.250	.250	.750	.000	.000	.000

Accurate Counts
978-664-2565

N/S Street : Ins and Outs at Section 'A'
E/W Street: Binney Street
City/State : Cambridge, MA
Weather : Clear

File Name : LG03800A
Site Code : LG03800A
Start Date : 5/15/2013
Page No : 3



Accurate Counts
978-664-2565

N/S Street : Ins and Outs at Section 'B'
E/W Street: Galileo Way
City/State : Cambridge, MA
Weather : Clear

File Name : lg03800B
Site Code : LG03800B
Start Date : 5/15/2013
Page No : 1

Groups Printed- Cars - Trucks

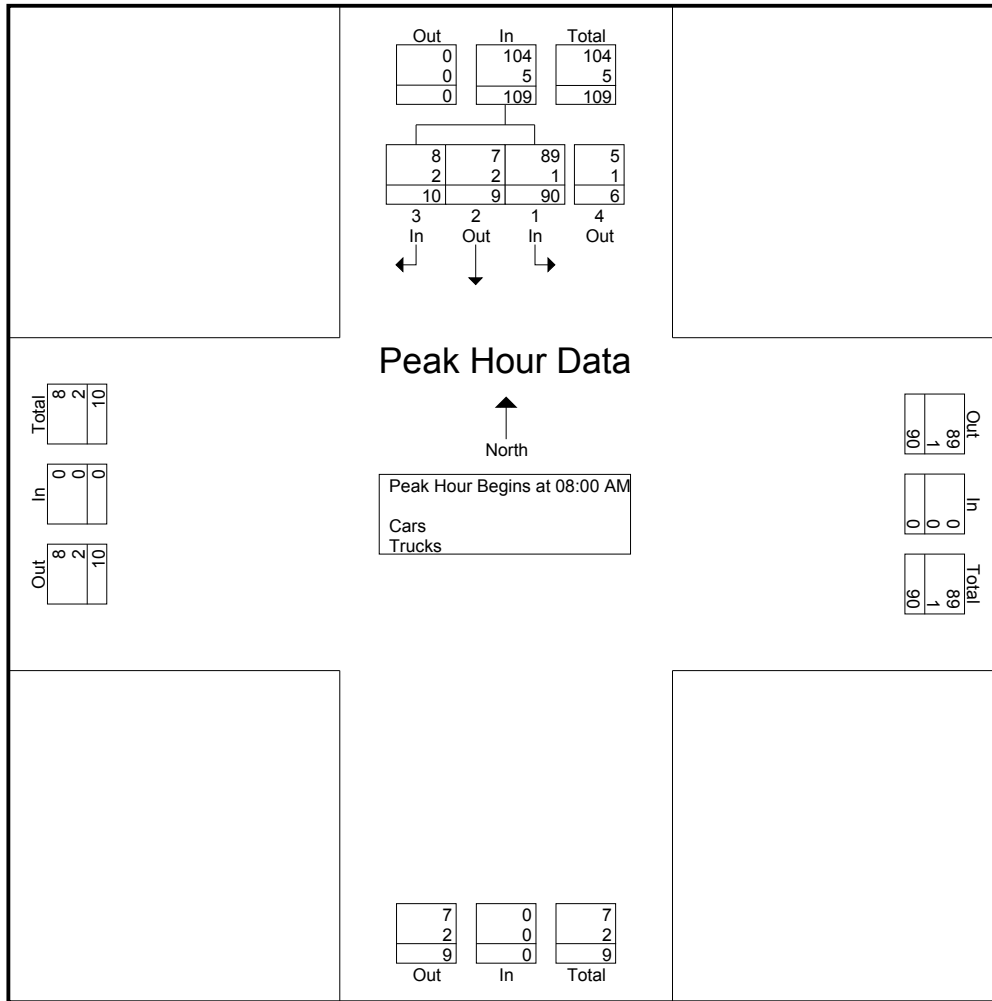
Start Time	From North				Int. Total
	1 In	2 Out	3 In	4 Out	
07:00 AM	11	2	1	1	15
07:15 AM	12	0	0	1	13
07:30 AM	15	1	0	0	16
07:45 AM	16	1	0	0	17
Total	54	4	1	2	61
08:00 AM	22	2	0	1	25
08:15 AM	18	1	5	0	24
08:30 AM	18	3	3	2	26
08:45 AM	32	3	2	3	40
Total	90	9	10	6	115
Grand Total	144	13	11	8	176
Apprch %	81.8	7.4	6.2	4.5	
Total %	81.8	7.4	6.2	4.5	
Cars	142	10	9	6	167
% Cars	98.6	76.9	81.8	75	94.9
Trucks	2	3	2	2	9
% Trucks	1.4	23.1	18.2	25	5.1

Start Time	From North				App. Total	From East App. Total	From South App. Total	From West App. Total	Int. Total
	1 In	2 Out	3 In	4 Out					
Peak Hour Analysis From 07:00 AM to 08:45 AM - Peak 1 of 1									
Peak Hour for Entire Intersection Begins at 08:00 AM									
08:00 AM	22	2	0	1	25	0	0	0	25
08:15 AM	18	1	5	0	24	0	0	0	24
08:30 AM	18	3	3	2	26	0	0	0	26
08:45 AM	32	3	2	3	40	0	0	0	40
Total Volume	90	9	10	6	115	0	0	0	115
% App. Total	78.3	7.8	8.7	5.2					
PHF	.703	.750	.500	.500	.719	.000	.000	.000	.719
Cars	89	7	8	5	109	0	0	0	109
% Cars	98.9	77.8	80.0	83.3	94.8	0	0	0	94.8
Trucks	1	2	2	1	6	0	0	0	6
% Trucks	1.1	22.2	20.0	16.7	5.2	0	0	0	5.2

Accurate Counts
978-664-2565

File Name : lg03800B
Site Code : LG03800B
Start Date : 5/15/2013
Page No : 2

N/S Street : Ins and Outs at Section 'B'
E/W Street: Galileo Way
City/State : Cambridge, MA
Weather : Clear



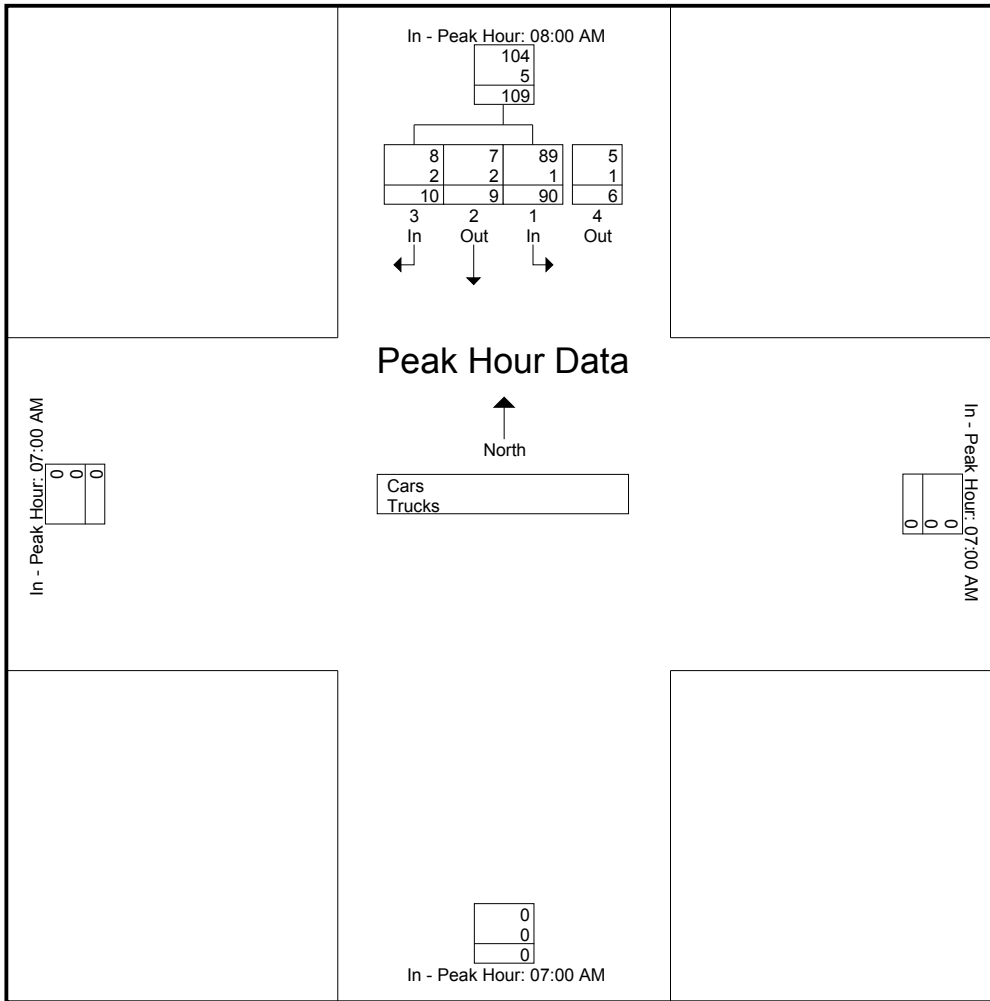
Peak Hour Analysis From 07:00 AM to 08:45 AM - Peak 1 of 1
Peak Hour for Each Approach Begins at:

	08:00 AM					07:00 AM	07:00 AM	07:00 AM
+0 mins.	22	2	0	1	25	0	0	0
+15 mins.	18	1	5	0	24	0	0	0
+30 mins.	18	3	3	2	26	0	0	0
+45 mins.	32	3	2	3	40	0	0	0
Total Volume	90	9	10	6	115	0	0	0
% App. Total	78.3	7.8	8.7	5.2				
PHF	.703	.750	.500	.500	.719	.000	.000	.000
Cars	89	7	8	5	109	0	0	0
% Cars	98.9	77.8	80	83.3	94.8	0	0	0
Trucks	1	2	2	1	6	0	0	0
% Trucks	1.1	22.2	20	16.7	5.2	0	0	0

Accurate Counts
978-664-2565

N/S Street : Ins and Outs at Section 'B'
E/W Street: Galileo Way
City/State : Cambridge, MA
Weather : Clear

File Name : lg03800B
Site Code : LG03800B
Start Date : 5/15/2013
Page No : 3



Accurate Counts
978-664-2565

N/S Street : Ins and Outs at Section 'B'
E/W Street: Galileo Way
City/State : Cambridge, MA
Weather : Clear

File Name : lg03800B
Site Code : LG03800B
Start Date : 5/15/2013
Page No : 1

Groups Printed- Cars

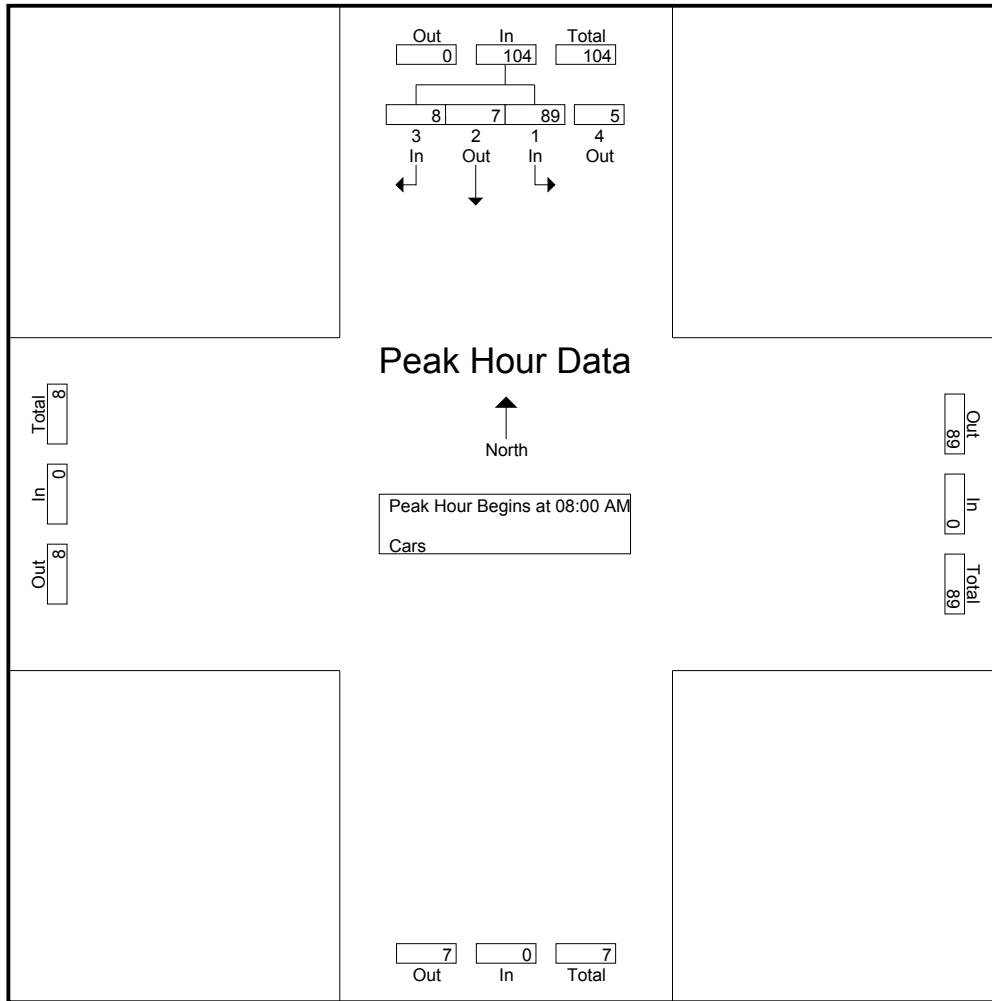
Start Time	From North				Int. Total
	1 In	2 Out	3 In	4 Out	
07:00 AM	11	1	1	1	14
07:15 AM	12	0	0	0	12
07:30 AM	15	1	0	0	16
07:45 AM	15	1	0	0	16
Total	53	3	1	1	58
08:00 AM	22	1	0	1	24
08:15 AM	18	1	4	0	23
08:30 AM	18	3	2	1	24
08:45 AM	31	2	2	3	38
Total	89	7	8	5	109
Grand Total	142	10	9	6	167
Apprch %	85	6	5.4	3.6	
Total %	85	6	5.4	3.6	

Start Time	From North				App. Total	From East	From South	From West	Int. Total
	1 In	2 Out	3 In	4 Out					
Peak Hour Analysis From 07:00 AM to 08:45 AM - Peak 1 of 1									
Peak Hour for Entire Intersection Begins at 08:00 AM									
08:00 AM	22	1	0	1	24	0	0	0	24
08:15 AM	18	1	4	0	23	0	0	0	23
08:30 AM	18	3	2	1	24	0	0	0	24
08:45 AM	31	2	2	3	38	0	0	0	38
Total Volume	89	7	8	5	109	0	0	0	109
% App. Total	81.7	6.4	7.3	4.6					
PHF	.718	.583	.500	.417	.717	.000	.000	.000	.717

Accurate Counts
978-664-2565

N/S Street : Ins and Outs at Section 'B'
E/W Street: Galileo Way
City/State : Cambridge, MA
Weather : Clear

File Name : lg03800B
Site Code : LG03800B
Start Date : 5/15/2013
Page No : 2



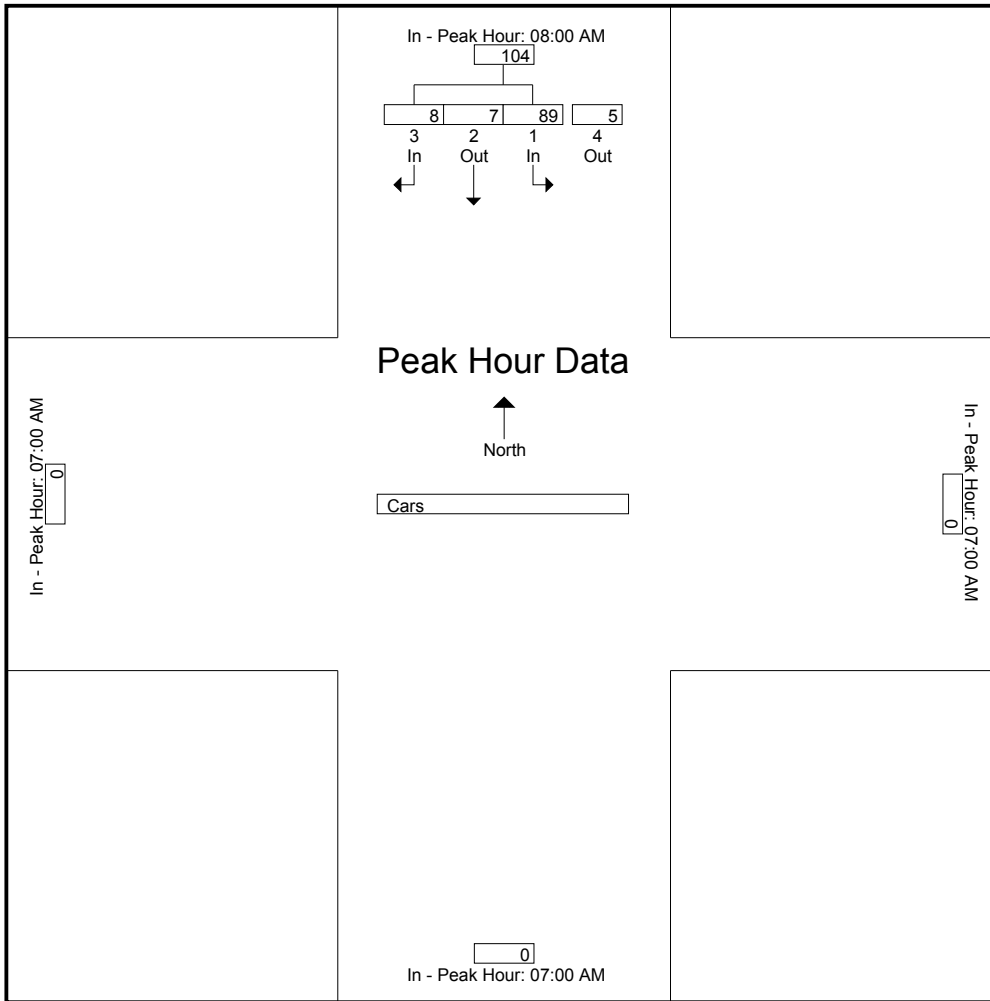
Peak Hour Analysis From 07:00 AM to 08:45 AM - Peak 1 of 1
Peak Hour for Each Approach Begins at:

	08:00 AM					07:00 AM	07:00 AM	07:00 AM
+0 mins.	22	1	0	1	24	0	0	0
+15 mins.	18	1	4	0	23	0	0	0
+30 mins.	18	3	2	1	24	0	0	0
+45 mins.	31	2	2	3	38	0	0	0
Total Volume	89	7	8	5	109	0	0	0
% App. Total	81.7	6.4	7.3	4.6				
PHF	.718	.583	.500	.417	.717	.000	.000	.000

Accurate Counts
978-664-2565

N/S Street : Ins and Outs at Section 'B'
E/W Street: Galileo Way
City/State : Cambridge, MA
Weather : Clear

File Name : lg03800B
Site Code : LG03800B
Start Date : 5/15/2013
Page No : 3



Accurate Counts
978-664-2565

N/S Street : Ins and Outs at Section 'B'
E/W Street: Galileo Way
City/State : Cambridge, MA
Weather : Clear

File Name : lg03800B
Site Code : LG03800B
Start Date : 5/15/2013
Page No : 1

Groups Printed- Trucks

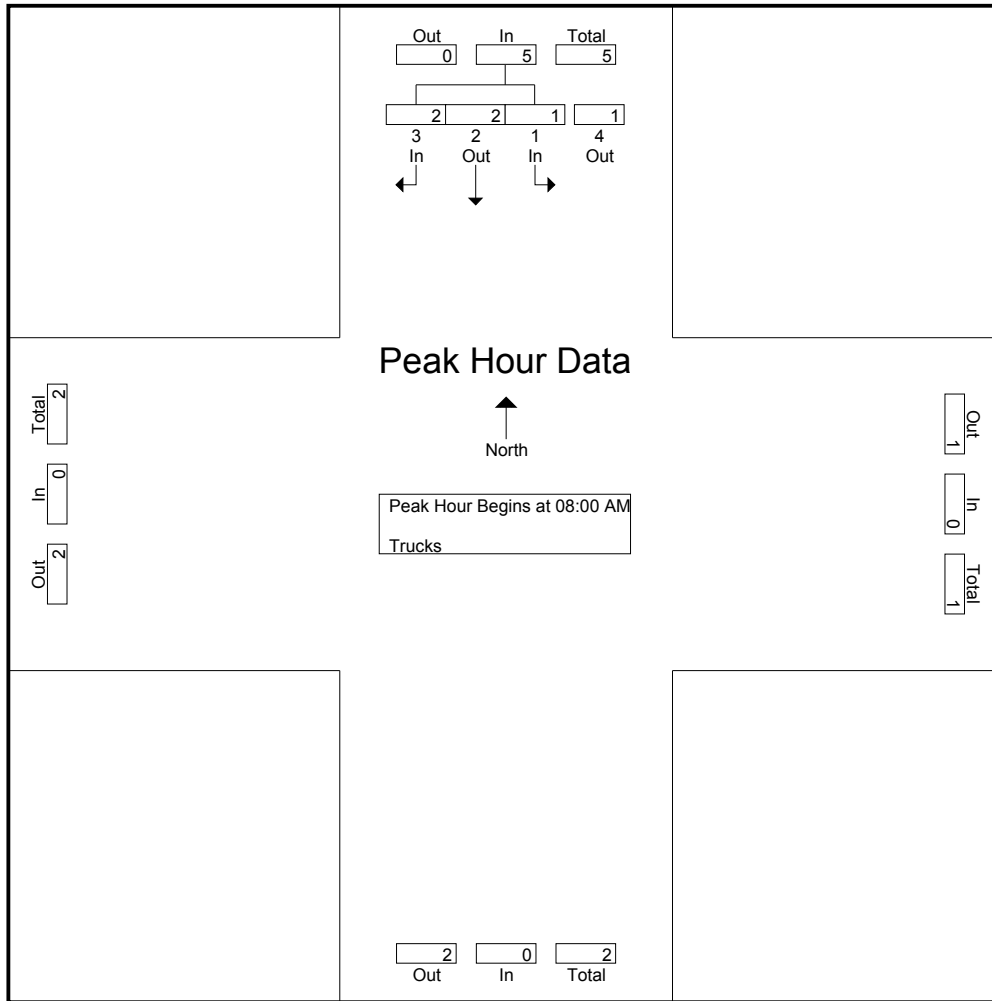
Start Time	From North				Int. Total
	1 In	2 Out	3 In	4 Out	
07:00 AM	0	1	0	0	1
07:15 AM	0	0	0	1	1
07:30 AM	0	0	0	0	0
07:45 AM	1	0	0	0	1
Total	1	1	0	1	3
08:00 AM	0	1	0	0	1
08:15 AM	0	0	1	0	1
08:30 AM	0	0	1	1	2
08:45 AM	1	1	0	0	2
Total	1	2	2	1	6
Grand Total	2	3	2	2	9
Apprch %	22.2	33.3	22.2	22.2	
Total %	22.2	33.3	22.2	22.2	

Start Time	From North				App. Total	From East	From South	From West	App. Total	Int. Total
	1 In	2 Out	3 In	4 Out						
Peak Hour Analysis From 07:00 AM to 08:45 AM - Peak 1 of 1										
Peak Hour for Entire Intersection Begins at 08:00 AM										
08:00 AM	0	1	0	0	1	0	0	0	0	1
08:15 AM	0	0	1	0	1	0	0	0	0	1
08:30 AM	0	0	1	1	2	0	0	0	0	2
08:45 AM	1	1	0	0	2	0	0	0	0	2
Total Volume	1	2	2	1	6	0	0	0	0	6
% App. Total	16.7	33.3	33.3	16.7						
PHF	.250	.500	.500	.250	.750	.000	.000	.000	.000	.750

Accurate Counts
978-664-2565

N/S Street : Ins and Outs at Section 'B'
E/W Street: Galileo Way
City/State : Cambridge, MA
Weather : Clear

File Name : lg03800B
Site Code : LG03800B
Start Date : 5/15/2013
Page No : 2



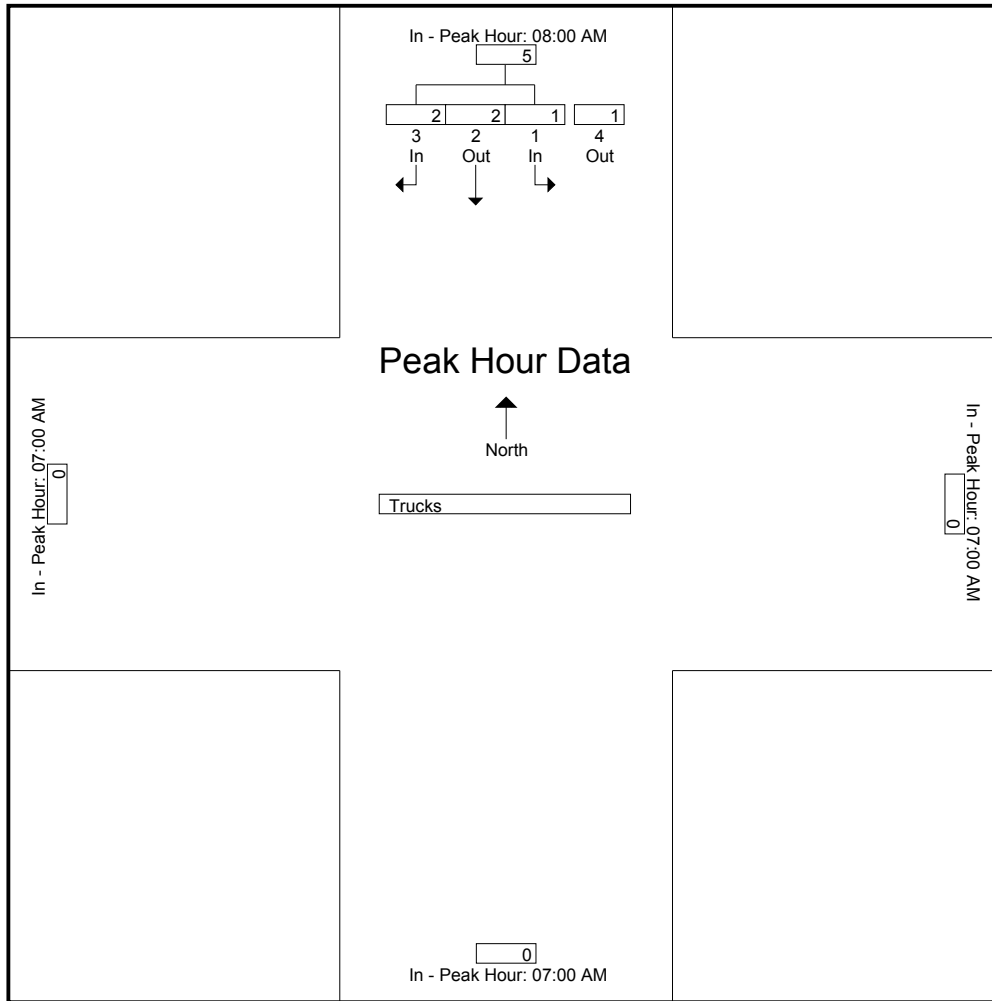
Peak Hour Analysis From 07:00 AM to 08:45 AM - Peak 1 of 1
Peak Hour for Each Approach Begins at:

	08:00 AM					07:00 AM	07:00 AM	07:00 AM
+0 mins.	0	1	0	0	1	0	0	0
+15 mins.	0	0	1	0	1	0	0	0
+30 mins.	0	0	1	1	2	0	0	0
+45 mins.	1	1	0	0	2	0	0	0
Total Volume	1	2	2	1	6	0	0	0
% App. Total	16.7	33.3	33.3	16.7				
PHF	.250	.500	.500	.250	.750	.000	.000	.000

Accurate Counts
978-664-2565

N/S Street : Ins and Outs at Section 'B'
E/W Street: Galileo Way
City/State : Cambridge, MA
Weather : Clear

File Name : lg03800B
Site Code : LG03800B
Start Date : 5/15/2013
Page No : 3



Accurate Counts
978-664-2565

N/S Street : Ins and Outs at Section 'B'
E/W Street: Galileo Way
City/State : Cambridge, MA
Weather : Clear

File Name : lg03800B
Site Code : LG03800B
Start Date : 5/15/2013
Page No : 1

Groups Printed- Cars - Trucks

Start Time	From North				Int. Total
	1 In	2 Out	3 In	4 Out	
11:00 AM	15	10	0	4	29
11:15 AM	8	10	3	0	21
11:30 AM	10	4	0	1	15
11:45 AM	11	7	0	0	18
Total	44	31	3	5	83
12:00 PM	8	13	0	1	22
12:15 PM	6	7	0	0	13
12:30 PM	6	8	1	1	16
12:45 PM	10	8	0	1	19
Total	30	36	1	3	70
Grand Total	74	67	4	8	153
Apprch %	48.4	43.8	2.6	5.2	
Total %	48.4	43.8	2.6	5.2	
Cars	71	63	4	7	145
% Cars	95.9	94	100	87.5	94.8
Trucks	3	4	0	1	8
% Trucks	4.1	6	0	12.5	5.2

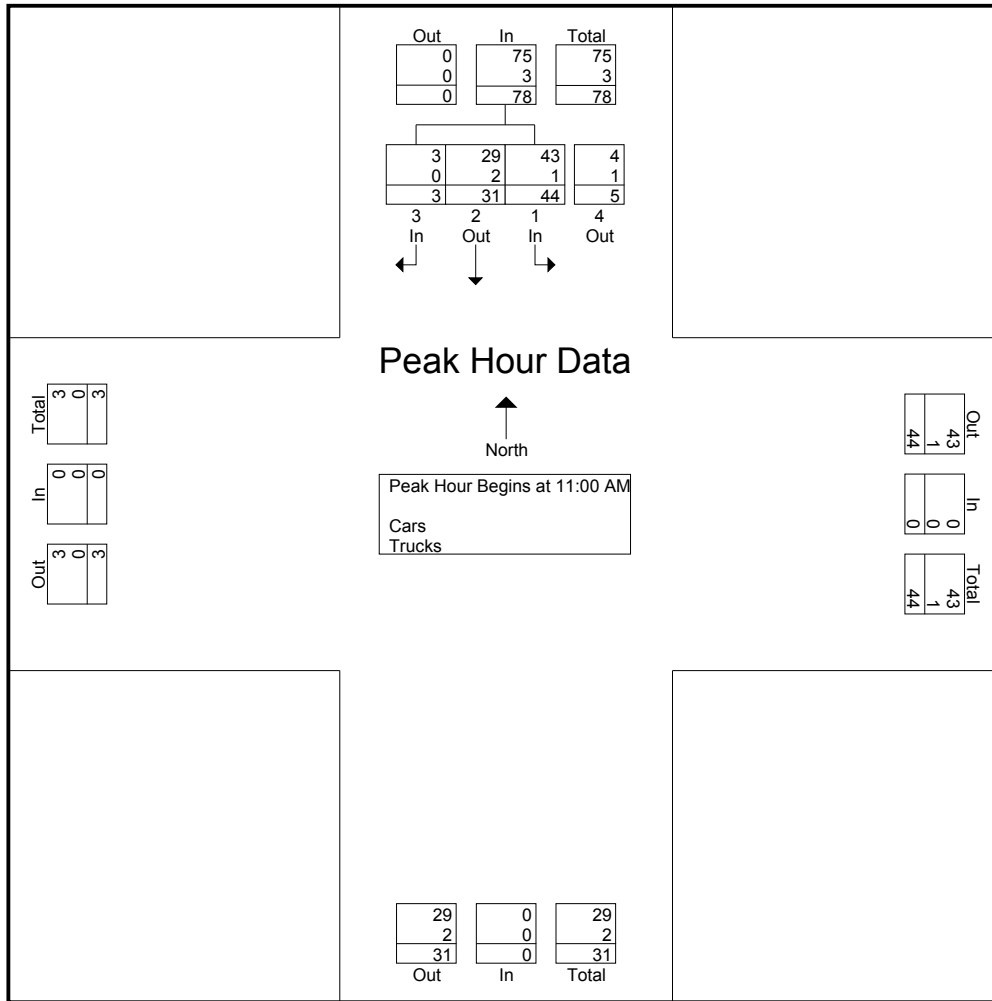
Start Time	From North				App. Total	From East App. Total	From South App. Total	From West App. Total	Int. Total
	1 In	2 Out	3 In	4 Out					
11:00 AM	15	10	0	4	29	0	0	0	29
11:15 AM	8	10	3	0	21	0	0	0	21
11:30 AM	10	4	0	1	15	0	0	0	15
11:45 AM	11	7	0	0	18	0	0	0	18
Total Volume	44	31	3	5	83	0	0	0	83
% App. Total	53	37.3	3.6	6					
PHF	.733	.775	.250	.313	.716	.000	.000	.000	.716
Cars	43	29	3	4	79	0	0	0	79
% Cars	97.7	93.5	100	80.0	95.2	0	0	0	95.2
Trucks	1	2	0	1	4	0	0	0	4
% Trucks	2.3	6.5	0	20.0	4.8	0	0	0	4.8

Peak Hour Analysis From 11:00 AM to 12:45 PM - Peak 1 of 1
Peak Hour for Entire Intersection Begins at 11:00 AM

Accurate Counts
978-664-2565

N/S Street : Ins and Outs at Section 'B'
E/W Street: Galileo Way
City/State : Cambridge, MA
Weather : Clear

File Name : lg03800B
Site Code : LG03800B
Start Date : 5/15/2013
Page No : 2



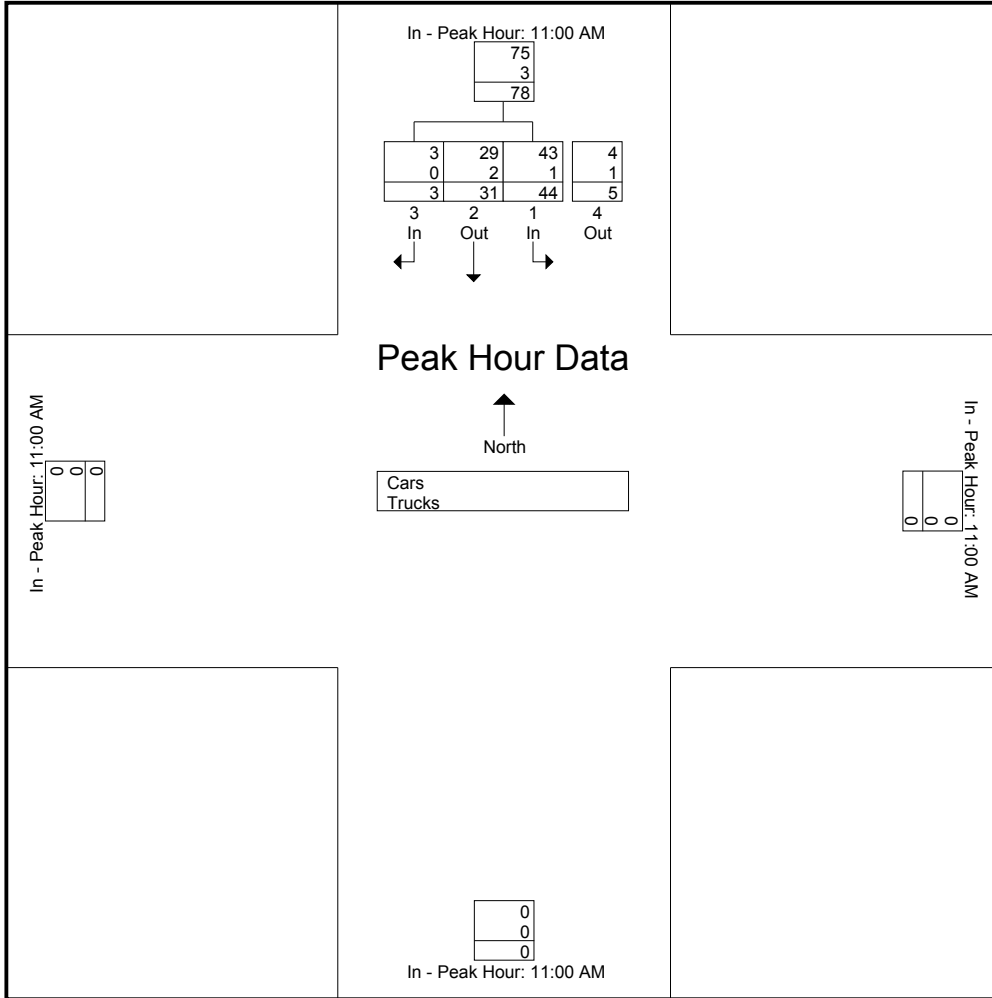
Peak Hour Analysis From 11:00 AM to 12:45 PM - Peak 1 of 1
Peak Hour for Each Approach Begins at:

	11:00 AM					11:00 AM	11:00 AM	11:00 AM
+0 mins.	15	10	0	4	29	0	0	0
+15 mins.	8	10	3	0	21	0	0	0
+30 mins.	10	4	0	1	15	0	0	0
+45 mins.	11	7	0	0	18	0	0	0
Total Volume	44	31	3	5	83	0	0	0
% App. Total	53	37.3	3.6	6				
PHF	.733	.775	.250	.313	.716	.000	.000	.000
Cars	43	29	3	4	79	0	0	0
% Cars	97.7	93.5	100	80	95.2	0	0	0
Trucks	1	2	0	1	4	0	0	0
% Trucks	2.3	6.5	0	20	4.8	0	0	0

Accurate Counts
978-664-2565

N/S Street : Ins and Outs at Section 'B'
E/W Street: Galileo Way
City/State : Cambridge, MA
Weather : Clear

File Name : lg03800B
Site Code : LG03800B
Start Date : 5/15/2013
Page No : 3



Accurate Counts
978-664-2565

N/S Street : Ins and Outs at Section 'B'
E/W Street: Galileo Way
City/State : Cambridge, MA
Weather : Clear

File Name : lg03800B
Site Code : LG03800B
Start Date : 5/15/2013
Page No : 1

Groups Printed- Cars

Start Time	From North				Int. Total
	1 In	2 Out	3 In	4 Out	
11:00 AM	14	9	0	4	27
11:15 AM	8	9	3	0	20
11:30 AM	10	4	0	0	14
11:45 AM	11	7	0	0	18
Total	43	29	3	4	79
12:00 PM	7	13	0	1	21
12:15 PM	6	7	0	0	13
12:30 PM	6	6	1	1	14
12:45 PM	9	8	0	1	18
Total	28	34	1	3	66
Grand Total	71	63	4	7	145
Apprch %	49	43.4	2.8	4.8	
Total %	49	43.4	2.8	4.8	

Start Time	From North				App. Total	From East	From South	From West	Int. Total
	1 In	2 Out	3 In	4 Out					
11:00 AM	14	9	0	4	27	0	0	0	27
11:15 AM	8	9	3	0	20	0	0	0	20
11:30 AM	10	4	0	0	14	0	0	0	14
11:45 AM	11	7	0	0	18	0	0	0	18
Total Volume	43	29	3	4	79	0	0	0	79
% App. Total	54.4	36.7	3.8	5.1					
PHF	.768	.806	.250	.250	.731	.000	.000	.000	.731

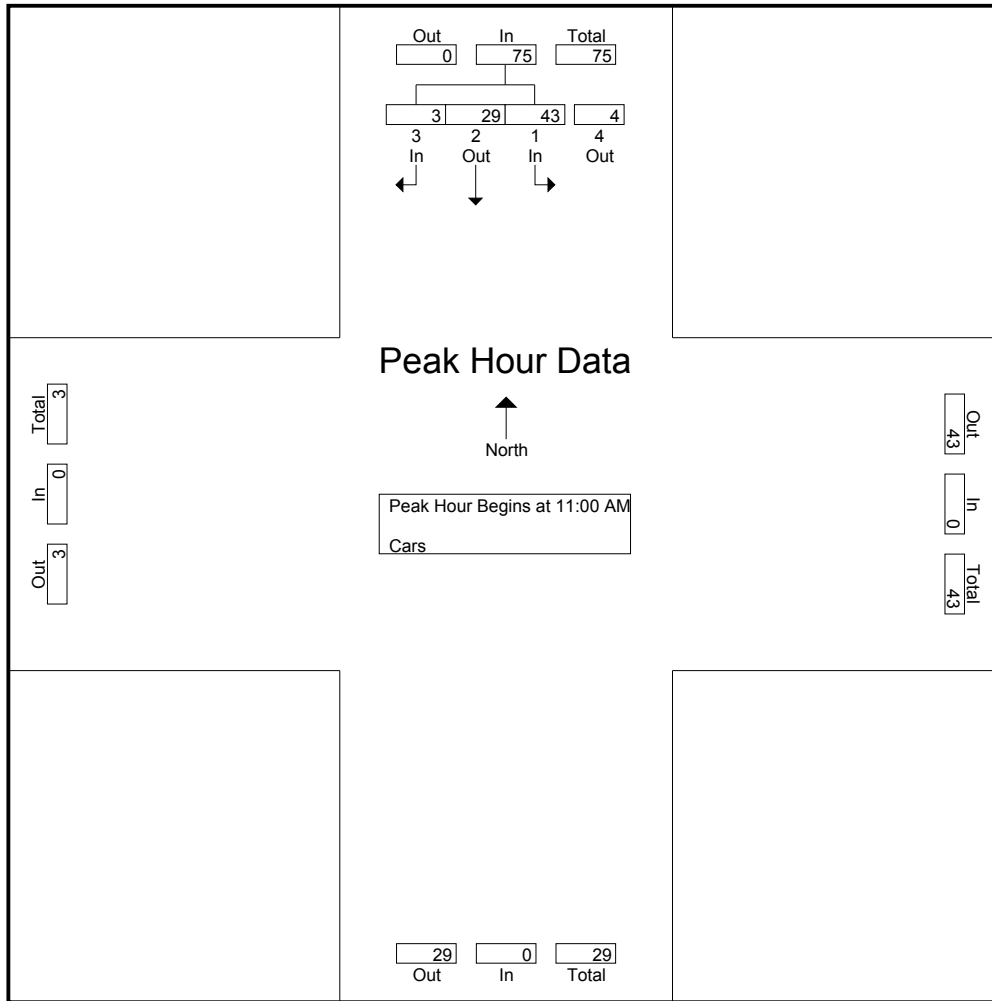
Peak Hour Analysis From 11:00 AM to 12:45 PM - Peak 1 of 1

Peak Hour for Entire Intersection Begins at 11:00 AM

Accurate Counts
978-664-2565

N/S Street : Ins and Outs at Section 'B'
E/W Street: Galileo Way
City/State : Cambridge, MA
Weather : Clear

File Name : lg03800B
Site Code : LG03800B
Start Date : 5/15/2013
Page No : 2



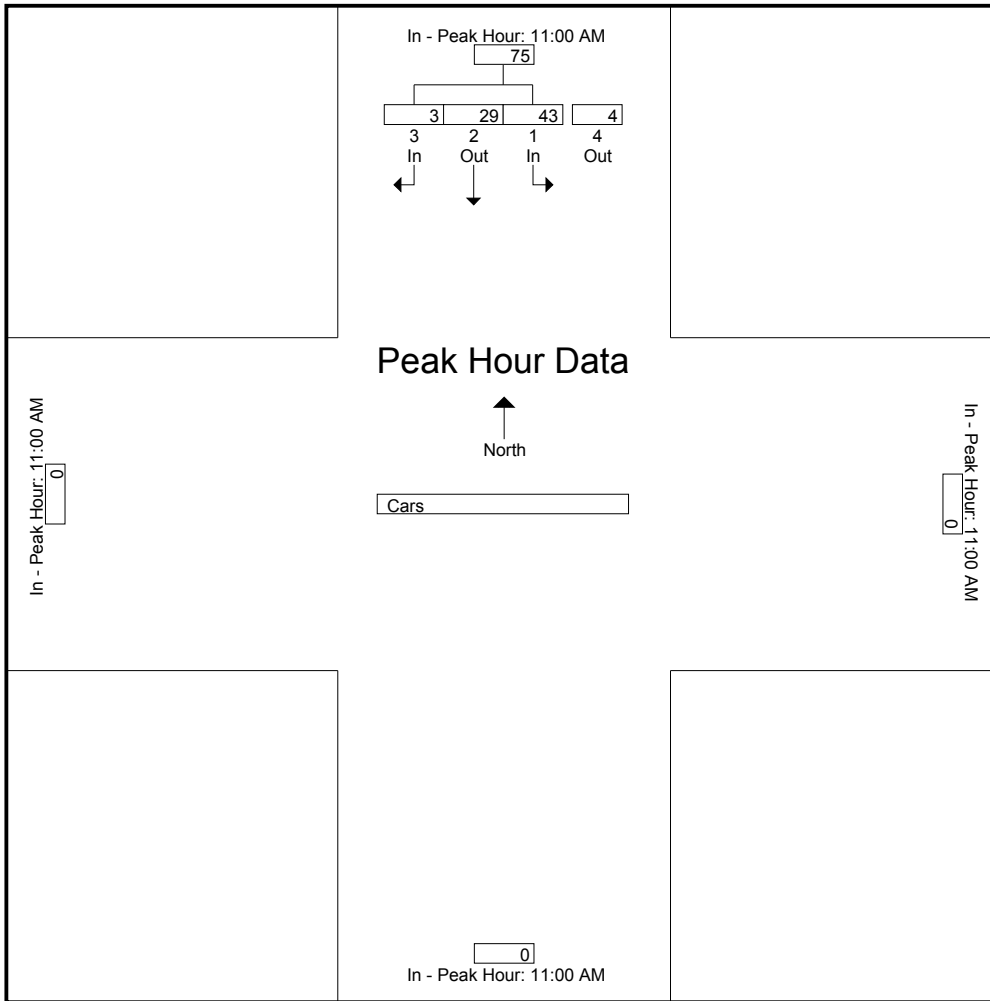
Peak Hour Analysis From 11:00 AM to 12:45 PM - Peak 1 of 1
Peak Hour for Each Approach Begins at:

	11:00 AM					11:00 AM	11:00 AM	11:00 AM
+0 mins.	14	9	0	4	27	0	0	0
+15 mins.	8	9	3	0	20	0	0	0
+30 mins.	10	4	0	0	14	0	0	0
+45 mins.	11	7	0	0	18	0	0	0
Total Volume	43	29	3	4	79	0	0	0
% App. Total	54.4	36.7	3.8	5.1				
PHF	.768	.806	.250	.250	.731	.000	.000	.000

Accurate Counts
978-664-2565

N/S Street : Ins and Outs at Section 'B'
E/W Street: Galileo Way
City/State : Cambridge, MA
Weather : Clear

File Name : lg03800B
Site Code : LG03800B
Start Date : 5/15/2013
Page No : 3



Accurate Counts
978-664-2565

N/S Street : Ins and Outs at Section 'B'
E/W Street: Galileo Way
City/State : Cambridge, MA
Weather : Clear

File Name : lg03800B
Site Code : LG03800B
Start Date : 5/15/2013
Page No : 1

Groups Printed- Trucks

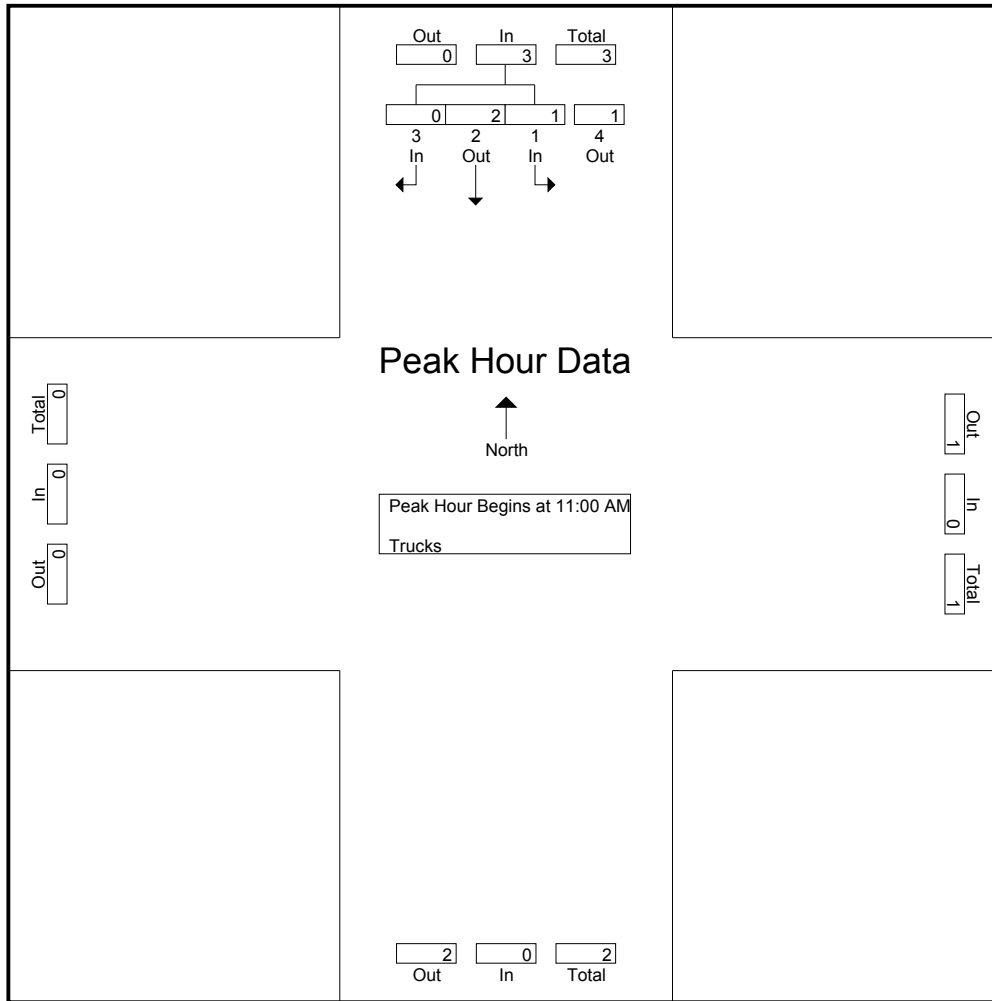
Start Time	From North				Int. Total
	1 In	2 Out	3 In	4 Out	
11:00 AM	1	1	0	0	2
11:15 AM	0	1	0	0	1
11:30 AM	0	0	0	1	1
11:45 AM	0	0	0	0	0
Total	1	2	0	1	4
12:00 PM	1	0	0	0	1
12:15 PM	0	0	0	0	0
12:30 PM	0	2	0	0	2
12:45 PM	1	0	0	0	1
Total	2	2	0	0	4
Grand Total	3	4	0	1	8
Apprch %	37.5	50	0	12.5	
Total %	37.5	50	0	12.5	

Start Time	From North				App. Total	From East	From South	From West	App. Total	Int. Total
	1 In	2 Out	3 In	4 Out						
Peak Hour Analysis From 11:00 AM to 12:45 PM - Peak 1 of 1										
Peak Hour for Entire Intersection Begins at 11:00 AM										
11:00 AM	1	1	0	0	2	0	0	0	0	2
11:15 AM	0	1	0	0	1	0	0	0	0	1
11:30 AM	0	0	0	1	1	0	0	0	0	1
11:45 AM	0	0	0	0	0	0	0	0	0	0
Total Volume	1	2	0	1	4	0	0	0	0	4
% App. Total	25	50	0	25						
PHF	.250	.500	.000	.250	.500	.000	.000	.000	.000	.500

Accurate Counts
978-664-2565

N/S Street : Ins and Outs at Section 'B'
E/W Street: Galileo Way
City/State : Cambridge, MA
Weather : Clear

File Name : lg03800B
Site Code : LG03800B
Start Date : 5/15/2013
Page No : 2



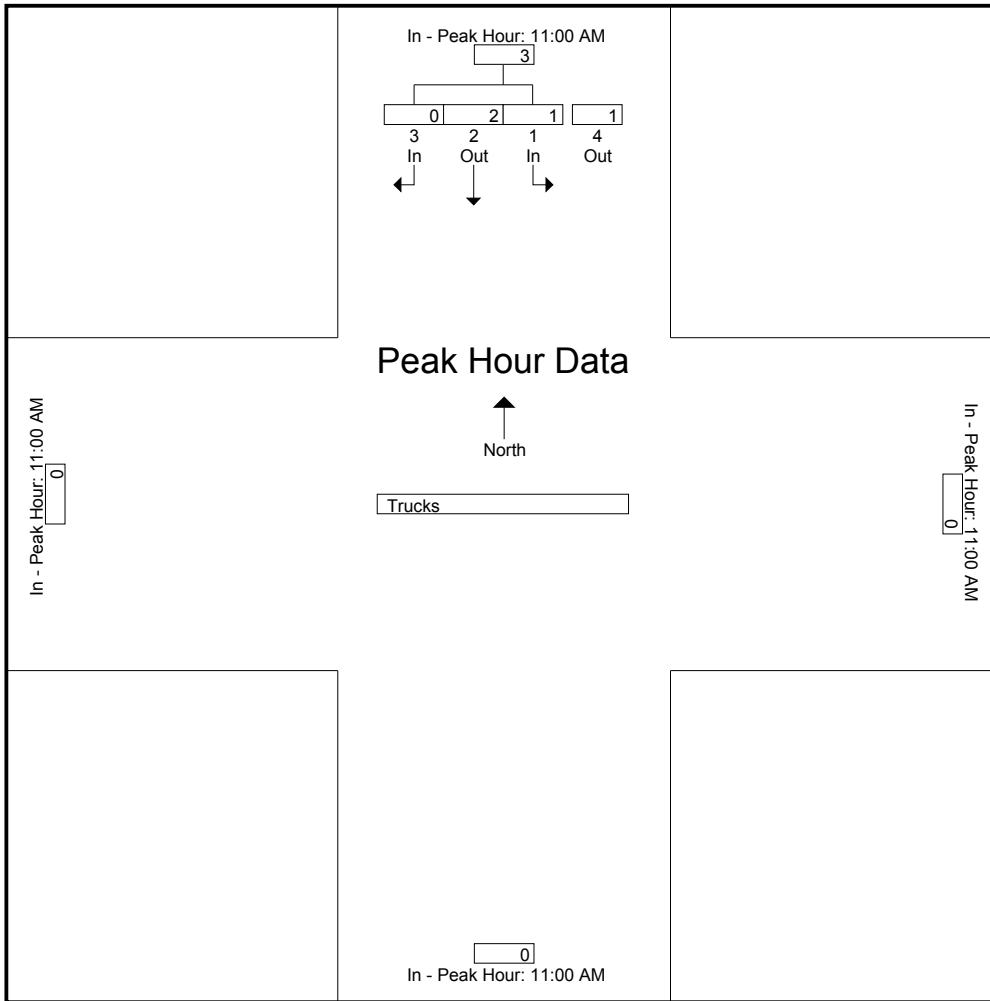
Peak Hour Analysis From 11:00 AM to 12:45 PM - Peak 1 of 1
Peak Hour for Each Approach Begins at:

	11:00 AM					11:00 AM	11:00 AM	11:00 AM
+0 mins.	1	1	0	0	2	0	0	0
+15 mins.	0	1	0	0	1	0	0	0
+30 mins.	0	0	0	1	1	0	0	0
+45 mins.	0	0	0	0	0	0	0	0
Total Volume	1	2	0	1	4	0	0	0
% App. Total	.25	.50	.00	.25	.50	.000	.000	.000
PHF	.250	.500	.000	.250	.500	.000	.000	.000

Accurate Counts
978-664-2565

N/S Street : Ins and Outs at Section 'B'
E/W Street: Galileo Way
City/State : Cambridge, MA
Weather : Clear

File Name : lg03800B
Site Code : LG03800B
Start Date : 5/15/2013
Page No : 3



Accurate Counts
978-664-2565

N/S Street : Ins and Outs at Section 'B'
E/W Street: Galileo Way
City/State : Cambridge, MA
Weather : Clear

File Name : lg03800B
Site Code : LG03800B
Start Date : 5/15/2013
Page No : 1

Groups Printed- Cars

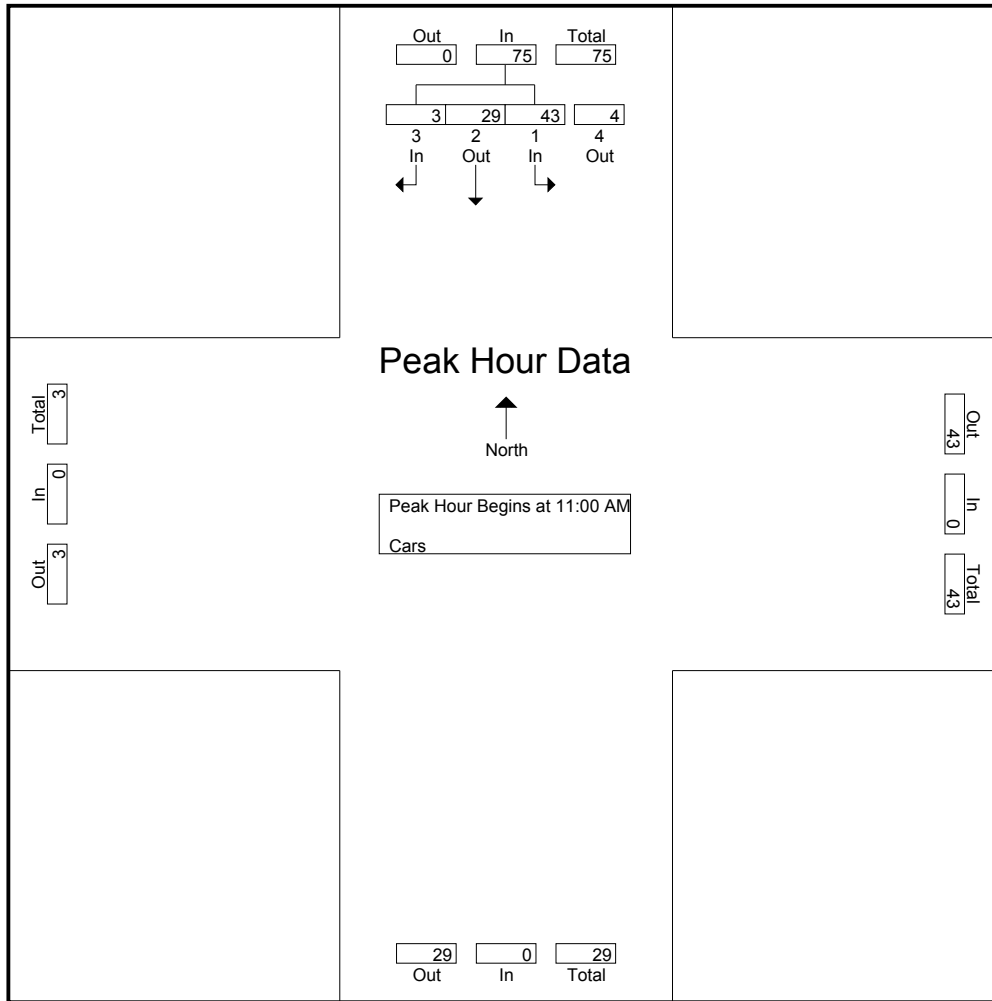
Start Time	From North				Int. Total
	1 In	2 Out	3 In	4 Out	
04:00 PM	4	21	0	2	27
04:15 PM	0	19	0	3	22
04:30 PM	1	13	0	4	18
04:45 PM	1	19	0	2	22
Total	6	72	0	11	89
05:00 PM	2	25	0	1	28
05:15 PM	1	26	0	1	28
05:30 PM	3	19	0	1	23
05:45 PM	5	20	0	1	26
Total	11	90	0	4	105
Grand Total	17	162	0	15	194
Apprch %	8.8	83.5	0	7.7	
Total %	8.8	83.5	0	7.7	

Start Time	From North				App. Total	From East	From South	From West	Int. Total
	1 In	2 Out	3 In	4 Out					
Peak Hour Analysis From 11:00 AM to 12:45 PM - Peak 1 of 1									
Peak Hour for Entire Intersection Begins at 11:00 AM									
11:00 AM	14	9	0	4	27	0	0	0	27
11:15 AM	8	9	3	0	20	0	0	0	20
11:30 AM	10	4	0	0	14	0	0	0	14
11:45 AM	11	7	0	0	18	0	0	0	18
Total Volume	43	29	3	4	79	0	0	0	79
% App. Total	54.4	36.7	3.8	5.1					
PHF	.768	.806	.250	.250	.731	.000	.000	.000	.731

Accurate Counts
978-664-2565

N/S Street : Ins and Outs at Section 'B'
E/W Street: Galileo Way
City/State : Cambridge, MA
Weather : Clear

File Name : lg03800B
Site Code : LG03800B
Start Date : 5/15/2013
Page No : 2



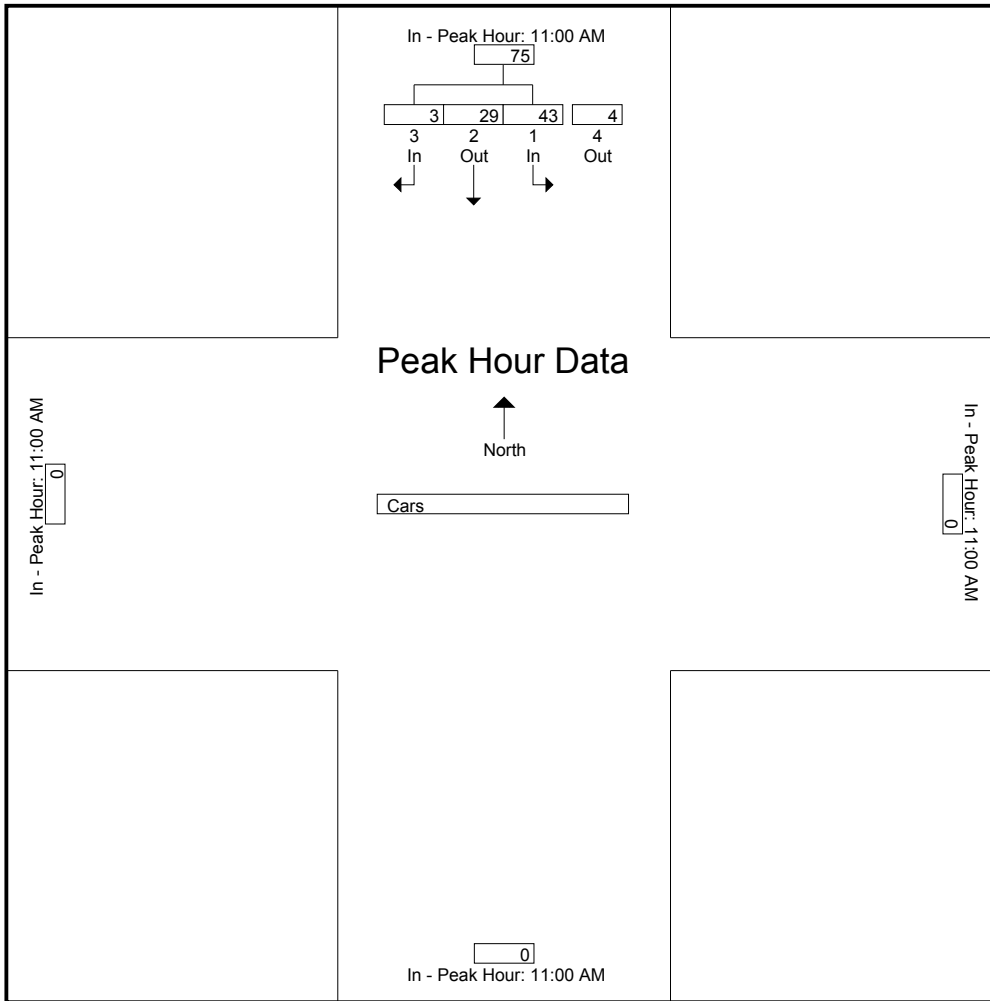
Peak Hour Analysis From 11:00 AM to 12:45 PM - Peak 1 of 1
Peak Hour for Each Approach Begins at:

	11:00 AM					11:00 AM	11:00 AM	11:00 AM
+0 mins.	14	9	0	4	27	0	0	0
+15 mins.	8	9	3	0	20	0	0	0
+30 mins.	10	4	0	0	14	0	0	0
+45 mins.	11	7	0	0	18	0	0	0
Total Volume	43	29	3	4	79	0	0	0
% App. Total	54.4	36.7	3.8	5.1				
PHF	.768	.806	.250	.250	.731	.000	.000	.000

Accurate Counts
978-664-2565

N/S Street : Ins and Outs at Section 'B'
E/W Street: Galileo Way
City/State : Cambridge, MA
Weather : Clear

File Name : lg03800B
Site Code : LG03800B
Start Date : 5/15/2013
Page No : 3



Accurate Counts
978-664-2565

N/S Street : Ins and Outs at Section 'D'
E/W Street: Broadway
City/State : Cambridge, MA
Weather : Clear

File Name : LG03800D
Site Code : LG03800D
Start Date : 5/15/2013
Page No : 1

Groups Printed- Cars - Trucks

Start Time	From East				From West		Int. Total
	1 In	2 Out	3 In	4 Out	5 In	6 Out	
07:00 AM	0	8	10	3	3	2	26
07:15 AM	0	10	17	3	2	3	35
07:30 AM	0	5	9	3	1	1	19
07:45 AM	0	9	17	2	3	2	33
Total	0	32	53	11	9	8	113
08:00 AM	0	9	16	2	2	3	32
08:15 AM	0	7	6	3	1	0	17
08:30 AM	0	4	7	0	0	0	11
08:45 AM	0	14	13	1	3	3	34
Total	0	34	42	6	6	6	94
Grand Total	0	66	95	17	15	14	207
Apprch %	0	37.1	53.4	9.6	51.7	48.3	
Total %	0	31.9	45.9	8.2	7.2	6.8	
Cars	0	56	93	15	15	14	193
% Cars	0	84.8	97.9	88.2	100	100	93.2
Trucks	0	10	2	2	0	0	14
% Trucks	0	15.2	2.1	11.8	0	0	6.8

Start Time	From North	From East				From South	From West			Int. Total
	App. Total	1 In	2 Out	3 In	4 Out	App. Total	App. Total	5 In	6 Out	

Peak Hour Analysis From 07:00 AM to 08:45 AM - Peak 1 of 1

Peak Hour for Entire Intersection Begins at 07:15 AM

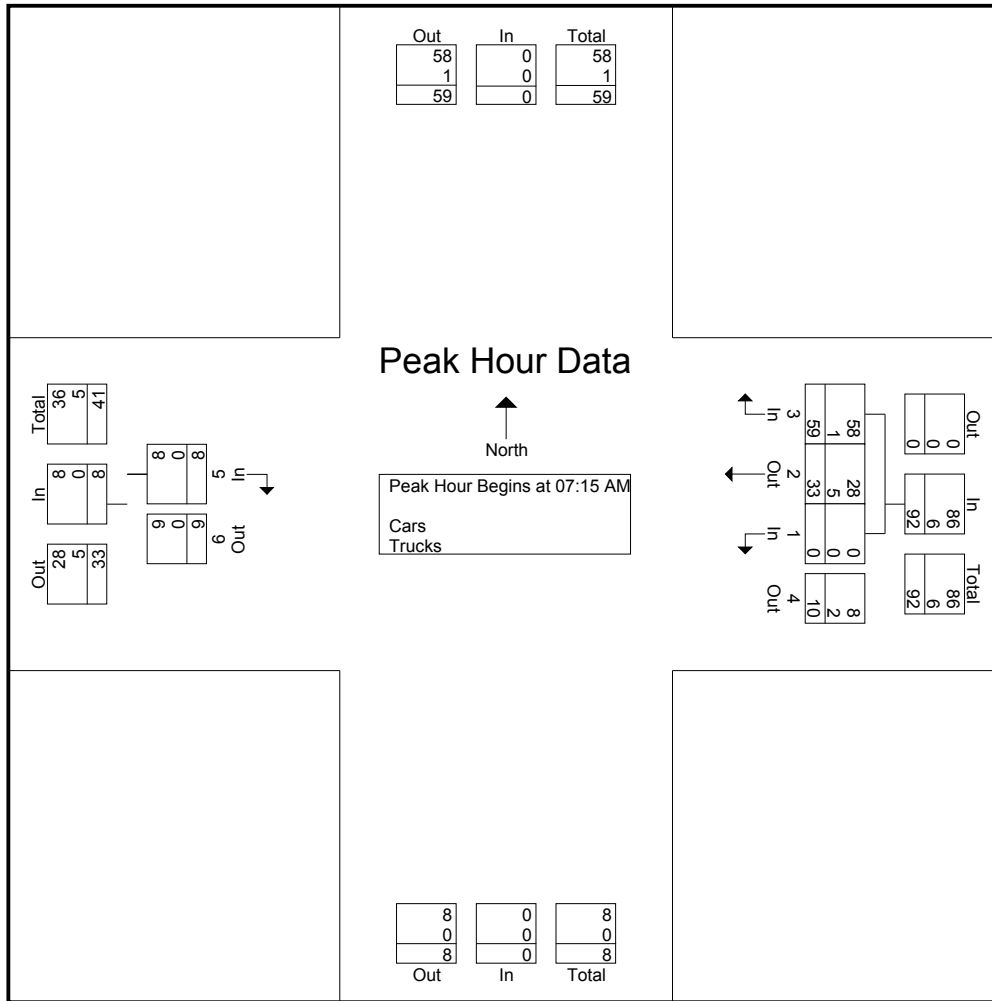
07:15 AM	0	0	10	17	3	30	0	2	3	5	35
07:30 AM	0	0	5	9	3	17	0	1	1	2	19
07:45 AM	0	0	9	17	2	28	0	3	2	5	33
08:00 AM	0	0	9	16	2	27	0	2	3	5	32
Total Volume	0	0	33	59	10	102	0	8	9	17	119
% App. Total	0	0	32.4	57.8	9.8			47.1	52.9		
PHF	.000	.000	.825	.868	.833	.850	.000	.667	.750	.850	.850
Cars	0	0	28	58	8	94	0	8	9	17	111
% Cars	0	0	84.8	98.3	80.0	92.2	0	100	100	100	93.3
Trucks	0	0	5	1	2	8	0	0	0	0	8
% Trucks	0	0	15.2	1.7	20.0	7.8	0	0	0	0	6.7

Accurate Counts

978-664-2565

N/S Street : Ins and Outs at Section 'D'
 E/W Street: Broadway
 City/State : Cambridge, MA
 Weather : Clear

File Name : LG03800D
 Site Code : LG03800D
 Start Date : 5/15/2013
 Page No : 2



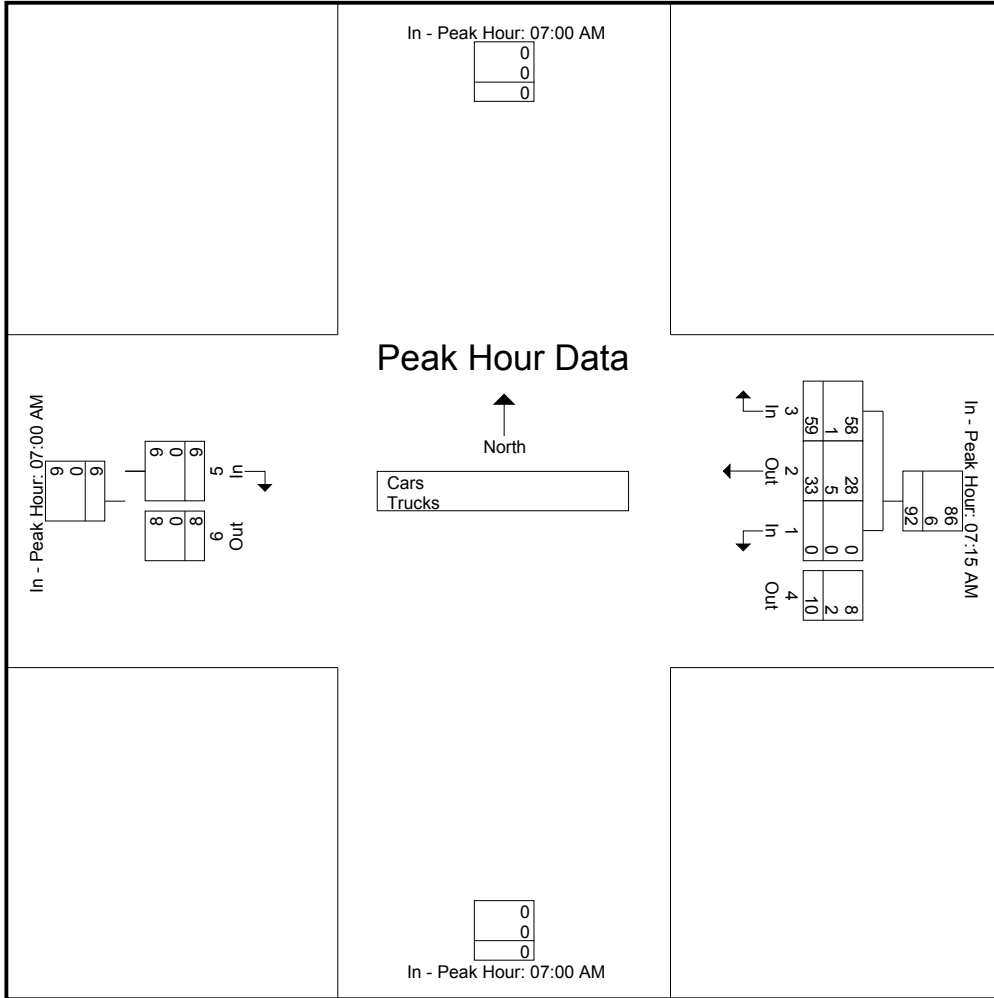
Peak Hour Analysis From 07:00 AM to 08:45 AM - Peak 1 of 1
 Peak Hour for Each Approach Begins at:

	07:00 AM	07:15 AM					07:00 AM	07:00 AM		
+0 mins.	0	0	10	17	3	30	0	3	2	5
+15 mins.	0	0	5	9	3	17	0	2	3	5
+30 mins.	0	0	9	17	2	28	0	1	1	2
+45 mins.	0	0	9	16	2	27	0	3	2	5
Total Volume	0	0	33	59	10	102	0	9	8	17
% App. Total		0	32.4	57.8	9.8			52.9	47.1	
PHF	.000	.000	.825	.868	.833	.850	.000	.750	.667	.850
Cars	0	0	28	58	8	94	0	9	8	17
% Cars	0	0	84.8	98.3	80	92.2	0	100	100	100
Trucks	0	0	5	1	2	8	0	0	0	0
% Trucks	0	0	15.2	1.7	20	7.8	0	0	0	0

Accurate Counts
978-664-2565

File Name : LG03800D
Site Code : LG03800D
Start Date : 5/15/2013
Page No : 3

N/S Street : Ins and Outs at Section 'D'
E/W Street: Broadway
City/State : Cambridge, MA
Weather : Clear



Accurate Counts
978-664-2565

N/S Street : Ins and Outs at Section 'D'
E/W Street: Broadway
City/State : Cambridge, MA
Weather : Clear

File Name : LG03800D
Site Code : LG03800D
Start Date : 5/15/2013
Page No : 1

Groups Printed- Cars

Start Time	From East				From West		Int. Total
	1 In	2 Out	3 In	4 Out	5 In	6 Out	
07:00 AM	0	7	9	3	3	2	24
07:15 AM	0	8	17	2	2	3	32
07:30 AM	0	4	9	2	1	1	17
07:45 AM	0	8	16	2	3	2	31
Total	0	27	51	9	9	8	104
08:00 AM	0	8	16	2	2	3	31
08:15 AM	0	5	6	3	1	0	15
08:30 AM	0	3	7	0	0	0	10
08:45 AM	0	13	13	1	3	3	33
Total	0	29	42	6	6	6	89
Grand Total	0	56	93	15	15	14	193
Apprch %	0	34.1	56.7	9.1	51.7	48.3	
Total %	0	29	48.2	7.8	7.8	7.3	

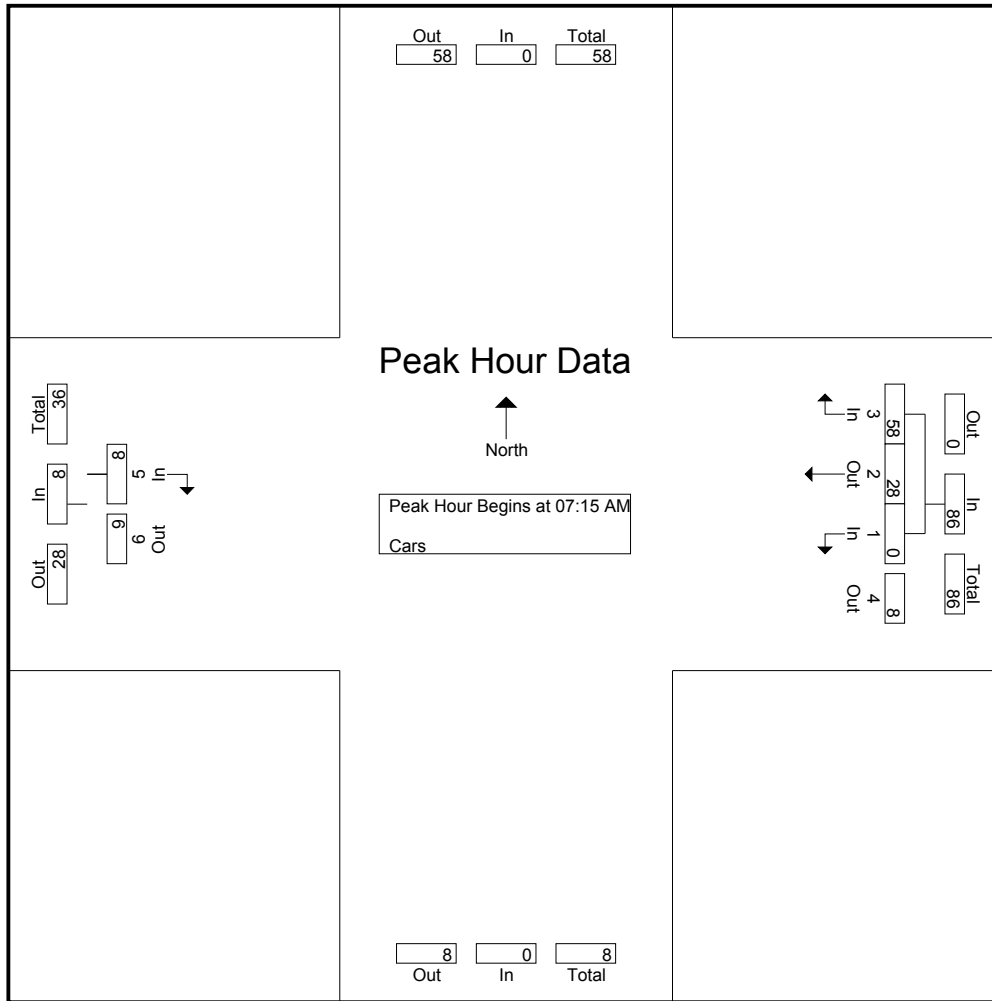
Start Time	From North	From East				From South	From West			Int. Total	
	App. Total	1 In	2 Out	3 In	4 Out	App. Total	App. Total	5 In	6 Out		App. Total
Peak Hour Analysis From 07:00 AM to 08:45 AM - Peak 1 of 1											
Peak Hour for Entire Intersection Begins at 07:15 AM											
07:15 AM	0	0	8	17	2	27	0	2	3	5	32
07:30 AM	0	0	4	9	2	15	0	1	1	2	17
07:45 AM	0	0	8	16	2	26	0	3	2	5	31
08:00 AM	0	0	8	16	2	26	0	2	3	5	31
Total Volume	0	0	28	58	8	94	0	8	9	17	111
% App. Total		0	29.8	61.7	8.5			47.1	52.9		
PHF	.000	.000	.875	.853	1.00	.870	.000	.667	.750	.850	.867

Accurate Counts

978-664-2565

N/S Street : Ins and Outs at Section 'D'
 E/W Street: Broadway
 City/State : Cambridge, MA
 Weather : Clear

File Name : LG03800D
 Site Code : LG03800D
 Start Date : 5/15/2013
 Page No : 2



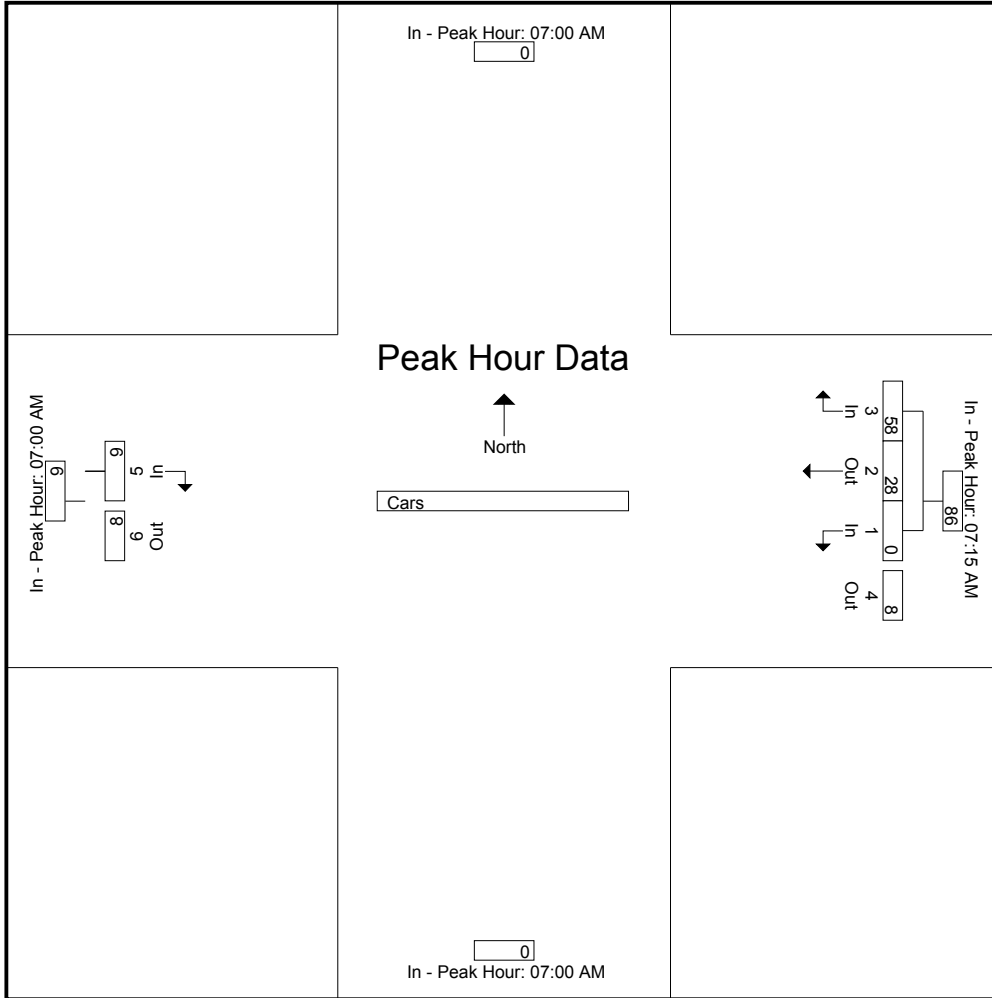
Peak Hour Analysis From 07:00 AM to 08:45 AM - Peak 1 of 1
 Peak Hour for Each Approach Begins at:

	07:00 AM	07:15 AM					07:00 AM	07:00 AM		
+0 mins.	0	0	8	17	2	27	0	3	2	5
+15 mins.	0	0	4	9	2	15	0	2	3	5
+30 mins.	0	0	8	16	2	26	0	1	1	2
+45 mins.	0	0	8	16	2	26	0	3	2	5
Total Volume	0	0	28	58	8	94	0	9	8	17
% App. Total		0	29.8	61.7	8.5			52.9	47.1	
PHF	.000	.000	.875	.853	1.000	.870	.000	.750	.667	.850

Accurate Counts
978-664-2565

File Name : LG03800D
Site Code : LG03800D
Start Date : 5/15/2013
Page No : 3

N/S Street : Ins and Outs at Section 'D'
E/W Street: Broadway
City/State : Cambridge, MA
Weather : Clear



Accurate Counts
978-664-2565

N/S Street : Ins and Outs at Section 'D'
E/W Street: Broadway
City/State : Cambridge, MA
Weather : Clear

File Name : LG03800D
Site Code : LG03800D
Start Date : 5/15/2013
Page No : 1

Groups Printed- Trucks

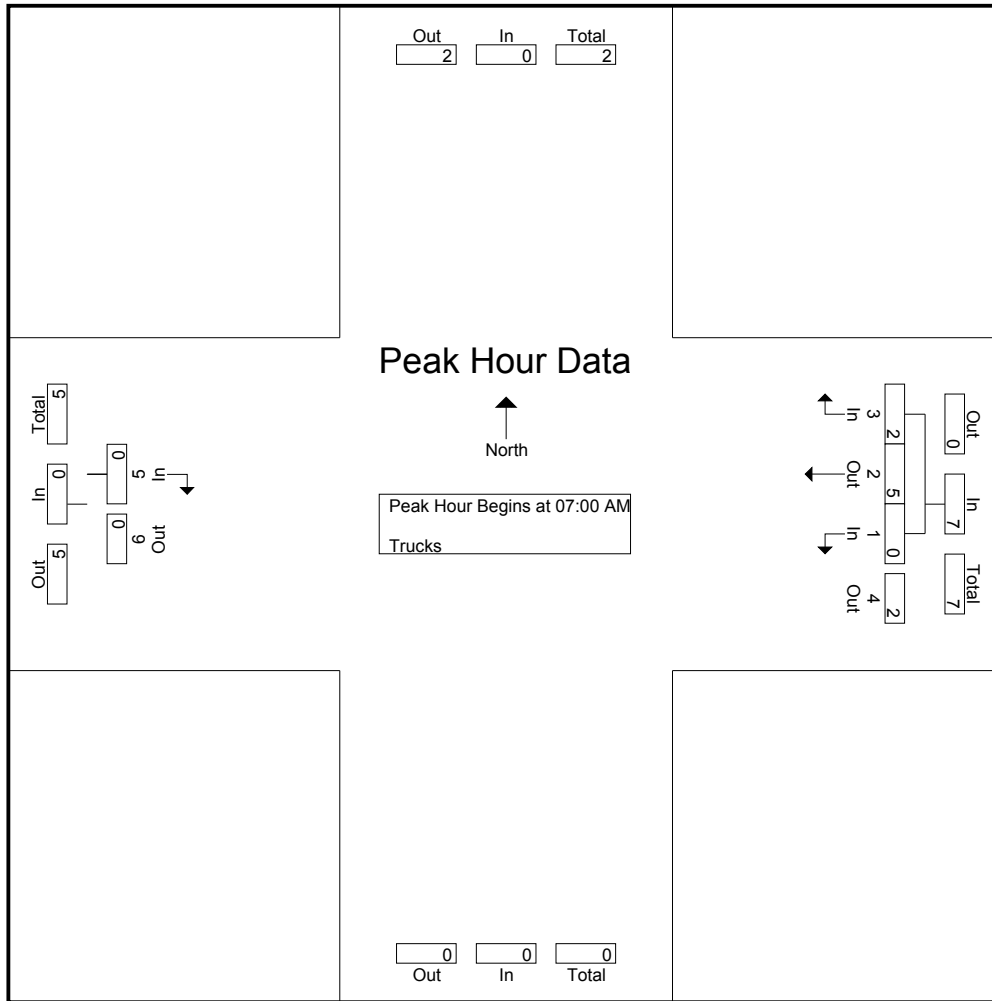
Start Time	From East				From West		Int. Total
	1 In	2 Out	3 In	4 Out	5 In	6 Out	
07:00 AM	0	1	1	0	0	0	2
07:15 AM	0	2	0	1	0	0	3
07:30 AM	0	1	0	1	0	0	2
07:45 AM	0	1	1	0	0	0	2
Total	0	5	2	2	0	0	9
08:00 AM	0	1	0	0	0	0	1
08:15 AM	0	2	0	0	0	0	2
08:30 AM	0	1	0	0	0	0	1
08:45 AM	0	1	0	0	0	0	1
Total	0	5	0	0	0	0	5
Grand Total	0	10	2	2	0	0	14
Apprch %	0	71.4	14.3	14.3	0	0	
Total %	0	71.4	14.3	14.3	0	0	

Start Time	From North	From East				From South	From West			Int. Total	
	App. Total	1 In	2 Out	3 In	4 Out	App. Total	App. Total	5 In	6 Out		App. Total
Peak Hour Analysis From 07:00 AM to 08:45 AM - Peak 1 of 1											
Peak Hour for Entire Intersection Begins at 07:00 AM											
07:00 AM	0	0	1	1	0	2	0	0	0	0	2
07:15 AM	0	0	2	0	1	3	0	0	0	0	3
07:30 AM	0	0	1	0	1	2	0	0	0	0	2
07:45 AM	0	0	1	1	0	2	0	0	0	0	2
Total Volume	0	0	5	2	2	9	0	0	0	0	9
% App. Total		0	55.6	22.2	22.2			0	0		
PHF	.000	.000	.625	.500	.500	.750	.000	.000	.000	.000	.750

Accurate Counts
978-664-2565

N/S Street : Ins and Outs at Section 'D'
E/W Street: Broadway
City/State : Cambridge, MA
Weather : Clear

File Name : LG03800D
Site Code : LG03800D
Start Date : 5/15/2013
Page No : 2



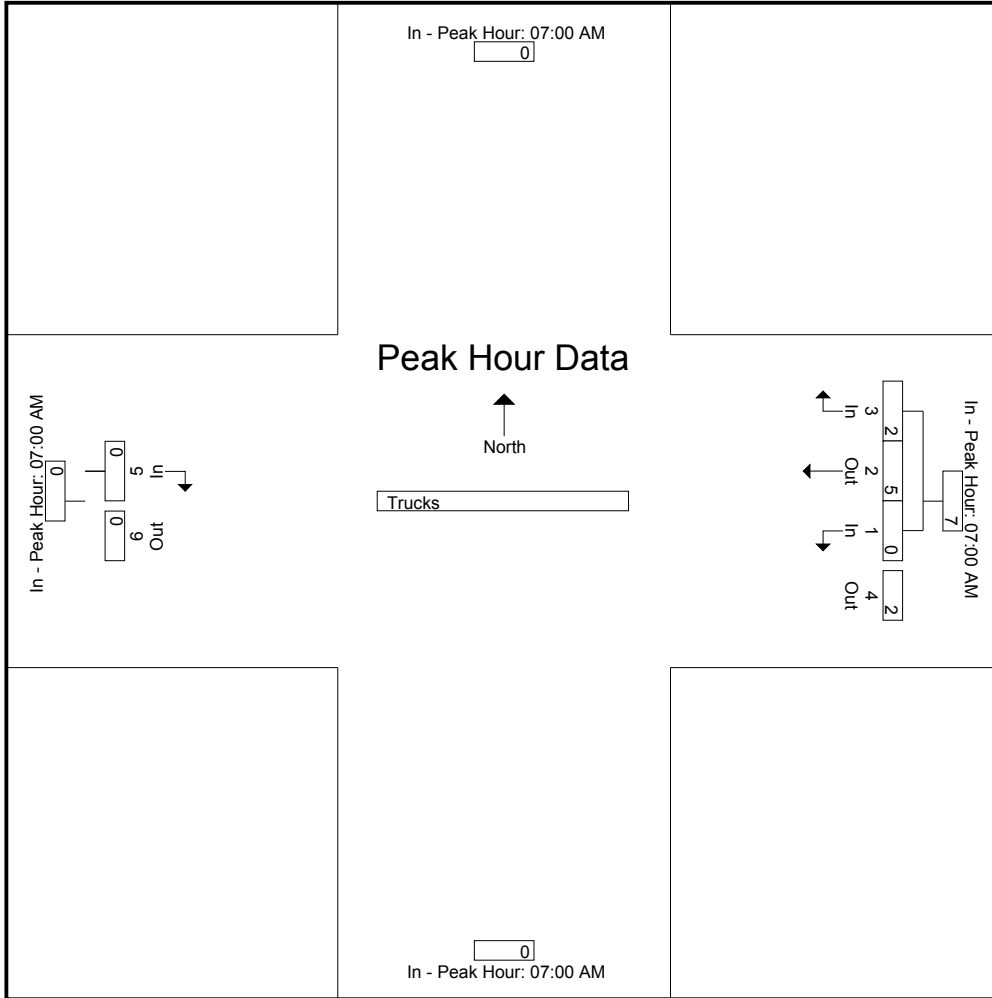
Peak Hour Analysis From 07:00 AM to 08:45 AM - Peak 1 of 1
Peak Hour for Each Approach Begins at:

	07:00 AM	07:00 AM	07:00 AM	07:00 AM	07:00 AM	07:00 AM	07:00 AM	07:00 AM	07:00 AM
+0 mins.	0	0	1	1	0	2	0	0	0
+15 mins.	0	0	2	0	1	3	0	0	0
+30 mins.	0	0	1	0	1	2	0	0	0
+45 mins.	0	0	1	1	0	2	0	0	0
Total Volume	0	0	5	2	2	9	0	0	0
% App. Total		0	55.6	22.2	22.2			0	0
PHF	.000	.000	.625	.500	.500	.750	.000	.000	.000

Accurate Counts
978-664-2565

File Name : LG03800D
Site Code : LG03800D
Start Date : 5/15/2013
Page No : 3

N/S Street : Ins and Outs at Section 'D'
E/W Street: Broadway
City/State : Cambridge, MA
Weather : Clear



Accurate Counts
978-664-2565

N/S Street : Ins and Outs at Section 'D'
E/W Street: Broadway
City/State : Cambridge, MA
Weather : Clear

File Name : LG03800D
Site Code : LG03800D
Start Date : 5/15/2013
Page No : 1

Groups Printed- Cars - Trucks

Start Time	From East				From West		Int. Total
	1 In	2 Out	3 In	4 Out	5 In	6 Out	
11:00 AM	0	7	4	3	2	3	19
11:15 AM	0	5	8	10	1	0	24
11:30 AM	0	9	6	5	4	4	28
11:45 AM	0	9	5	8	4	6	32
Total	0	30	23	26	11	13	103
12:00 PM	0	6	3	5	1	1	16
12:15 PM	0	3	3	3	1	2	12
12:30 PM	0	4	2	4	1	0	11
12:45 PM	0	3	3	5	3	3	17
Total	0	16	11	17	6	6	56
Grand Total	0	46	34	43	17	19	159
Apprch %	0	37.4	27.6	35	47.2	52.8	
Total %	0	28.9	21.4	27	10.7	11.9	
Cars	0	37	30	40	17	19	143
% Cars	0	80.4	88.2	93	100	100	89.9
Trucks	0	9	4	3	0	0	16
% Trucks	0	19.6	11.8	7	0	0	10.1

Start Time	From North	From East				From South	From West			Int. Total
	App. Total	1 In	2 Out	3 In	4 Out	App. Total	App. Total	5 In	6 Out	

Peak Hour Analysis From 11:00 AM to 12:45 PM - Peak 1 of 1

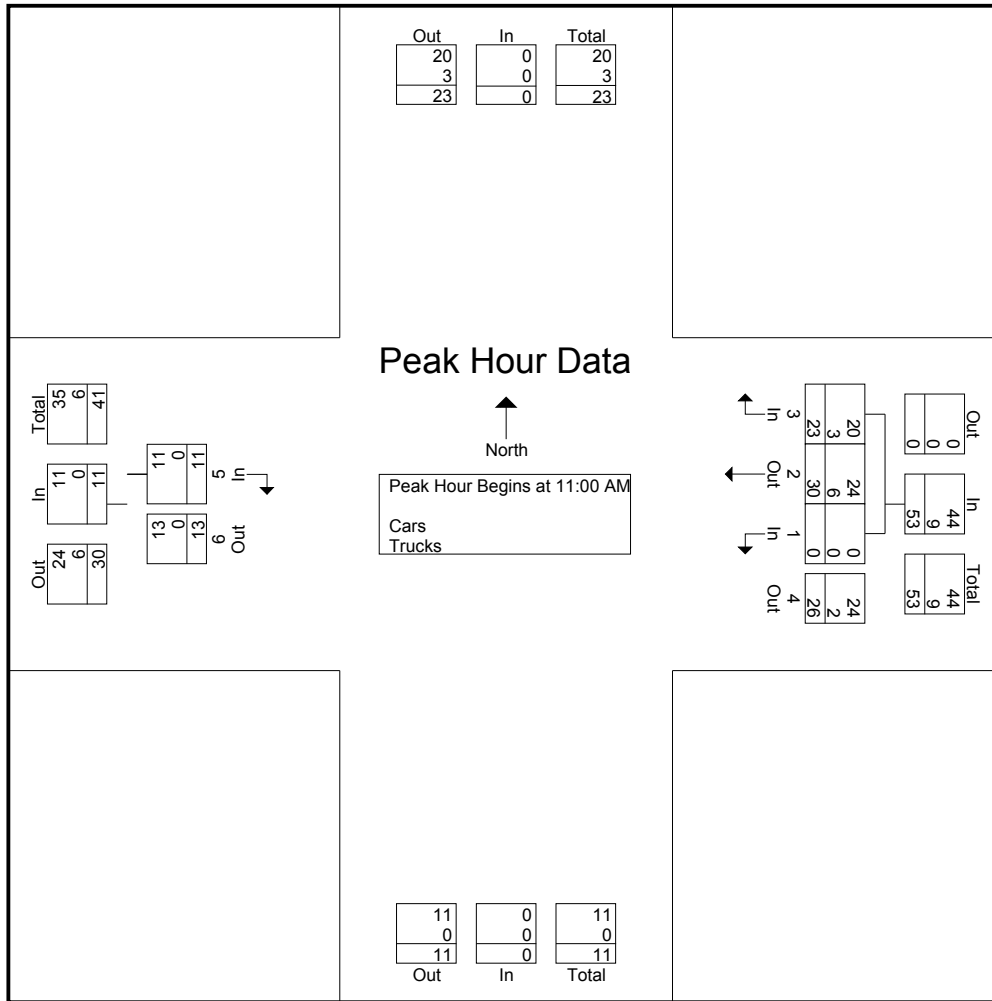
Peak Hour for Entire Intersection Begins at 11:00 AM

11:00 AM	0	0	7	4	3	14	0	2	3	5	19
11:15 AM	0	0	5	8	10	23	0	1	0	1	24
11:30 AM	0	0	9	6	5	20	0	4	4	8	28
11:45 AM	0	0	9	5	8	22	0	4	6	10	32
Total Volume	0	0	30	23	26	79	0	11	13	24	103
% App. Total	0	0	38	29.1	32.9			45.8	54.2		
PHF	.000	.000	.833	.719	.650	.859	.000	.688	.542	.600	.805
Cars	0	0	24	20	24	68	0	11	13	24	92
% Cars	0	0	80.0	87.0	92.3	86.1	0	100	100	100	89.3
Trucks	0	0	6	3	2	11	0	0	0	0	11
% Trucks	0	0	20.0	13.0	7.7	13.9	0	0	0	0	10.7

Accurate Counts
978-664-2565

N/S Street : Ins and Outs at Section 'D'
E/W Street: Broadway
City/State : Cambridge, MA
Weather : Clear

File Name : LG03800D
Site Code : LG03800D
Start Date : 5/15/2013
Page No : 2



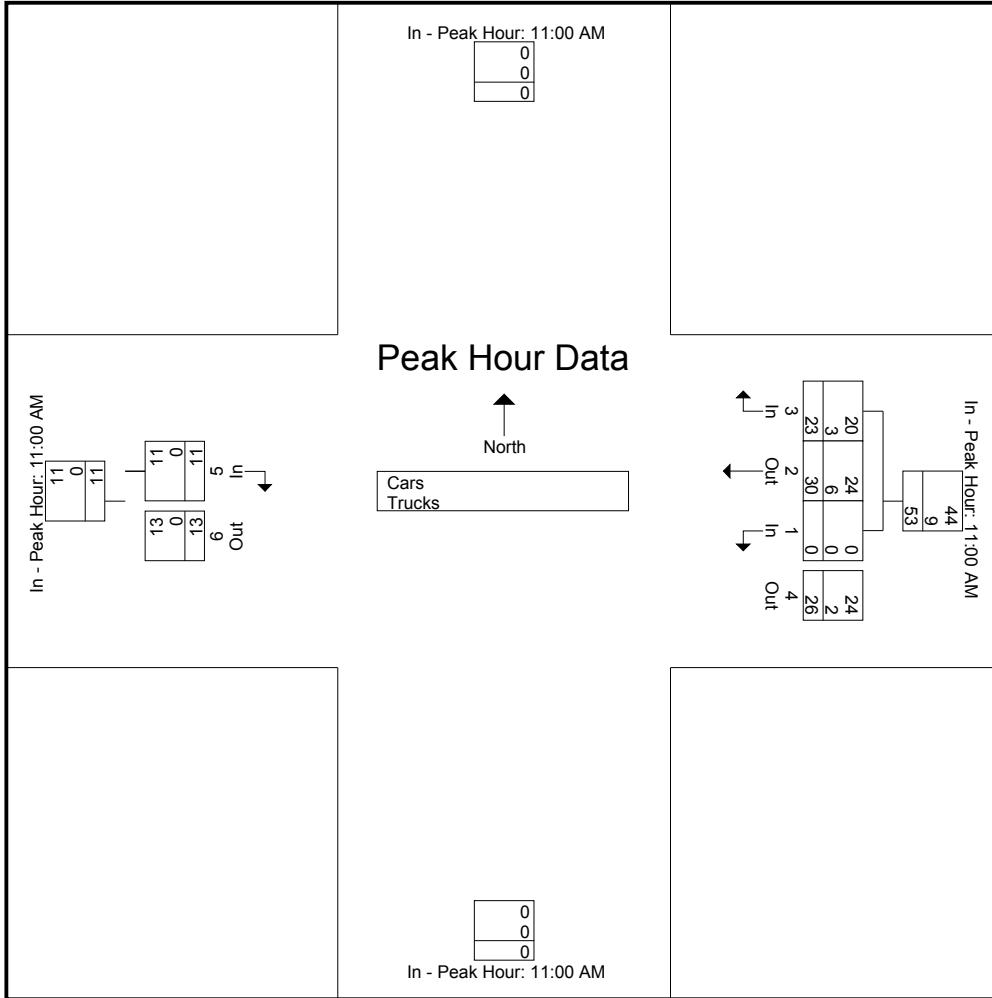
Peak Hour Analysis From 11:00 AM to 12:45 PM - Peak 1 of 1
Peak Hour for Each Approach Begins at:

	11:00 AM	11:00 AM					11:00 AM	11:00 AM		
+0 mins.	0	0	7	4	3	14	0	2	3	5
+15 mins.	0	0	5	8	10	23	0	1	0	1
+30 mins.	0	0	9	6	5	20	0	4	4	8
+45 mins.	0	0	9	5	8	22	0	4	6	10
Total Volume	0	0	30	23	26	79	0	11	13	24
% App. Total		0	38	29.1	32.9			45.8	54.2	
PHF	.000	.000	.833	.719	.650	.859	.000	.688	.542	.600
Cars	0	0	24	20	24	68	0	11	13	24
% Cars	0	0	80	87	92.3	86.1	0	100	100	100
Trucks	0	0	6	3	2	11	0	0	0	0
% Trucks	0	0	20	13	7.7	13.9	0	0	0	0

Accurate Counts
978-664-2565

File Name : LG03800D
Site Code : LG03800D
Start Date : 5/15/2013
Page No : 3

N/S Street : Ins and Outs at Section 'D'
E/W Street: Broadway
City/State : Cambridge, MA
Weather : Clear



Accurate Counts
978-664-2565

N/S Street : Ins and Outs at Section 'D'
E/W Street: Broadway
City/State : Cambridge, MA
Weather : Clear

File Name : LG03800D
Site Code : LG03800D
Start Date : 5/15/2013
Page No : 1

Groups Printed- Cars

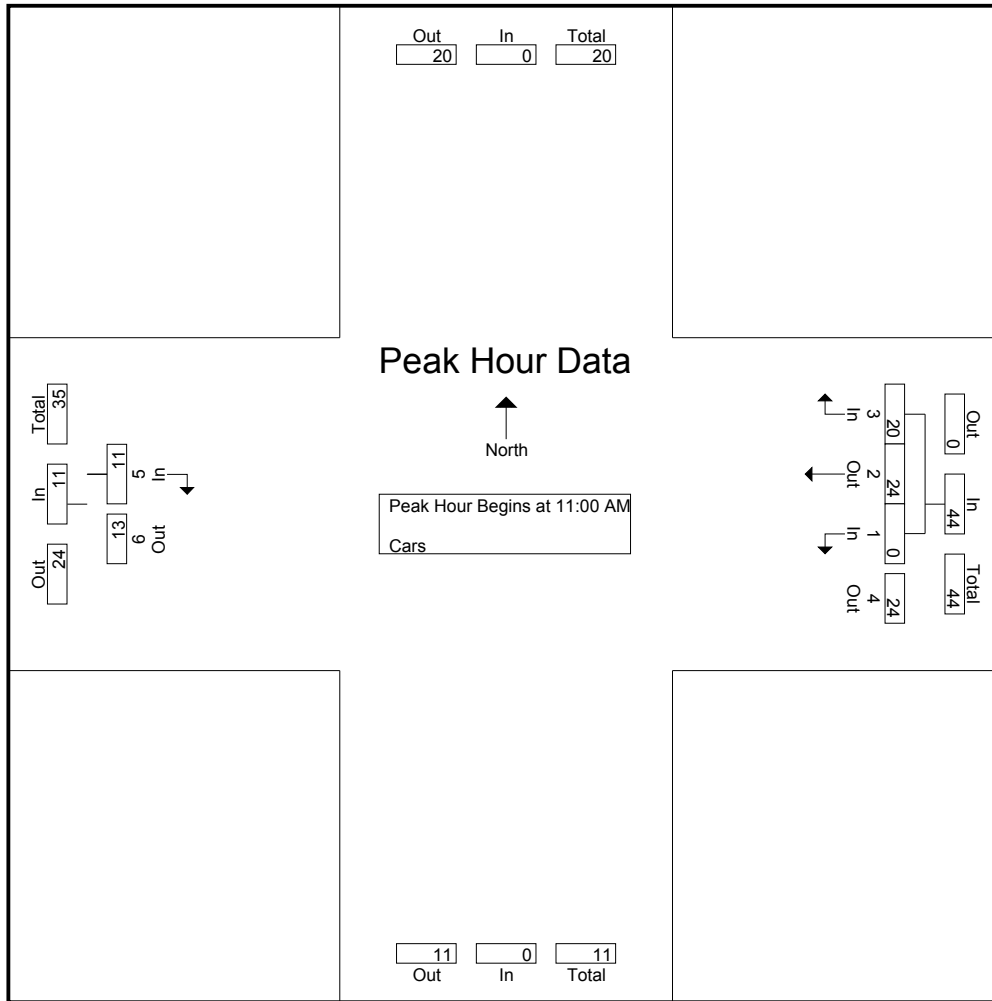
Start Time	From East				From West		Int. Total
	1 In	2 Out	3 In	4 Out	5 In	6 Out	
11:00 AM	0	6	3	3	2	3	17
11:15 AM	0	4	8	10	1	0	23
11:30 AM	0	7	4	4	4	4	23
11:45 AM	0	7	5	7	4	6	29
Total	0	24	20	24	11	13	92
12:00 PM	0	5	3	5	1	1	15
12:15 PM	0	2	3	3	1	2	11
12:30 PM	0	4	1	3	1	0	9
12:45 PM	0	2	3	5	3	3	16
Total	0	13	10	16	6	6	51
Grand Total	0	37	30	40	17	19	143
Apprch %	0	34.6	28	37.4	47.2	52.8	
Total %	0	25.9	21	28	11.9	13.3	

Start Time	From North	From East				From South	From West			Int. Total	
	App. Total	1 In	2 Out	3 In	4 Out	App. Total	App. Total	5 In	6 Out		App. Total
Peak Hour Analysis From 11:00 AM to 12:45 PM - Peak 1 of 1											
Peak Hour for Entire Intersection Begins at 11:00 AM											
11:00 AM	0	0	6	3	3	12	0	2	3	5	17
11:15 AM	0	0	4	8	10	22	0	1	0	1	23
11:30 AM	0	0	7	4	4	15	0	4	4	8	23
11:45 AM	0	0	7	5	7	19	0	4	6	10	29
Total Volume	0	0	24	20	24	68	0	11	13	24	92
% App. Total		0	35.3	29.4	35.3			45.8	54.2		
PHF	.000	.000	.857	.625	.600	.773	.000	.688	.542	.600	.793

Accurate Counts
978-664-2565

File Name : LG03800D
Site Code : LG03800D
Start Date : 5/15/2013
Page No : 2

N/S Street : Ins and Outs at Section 'D'
E/W Street: Broadway
City/State : Cambridge, MA
Weather : Clear



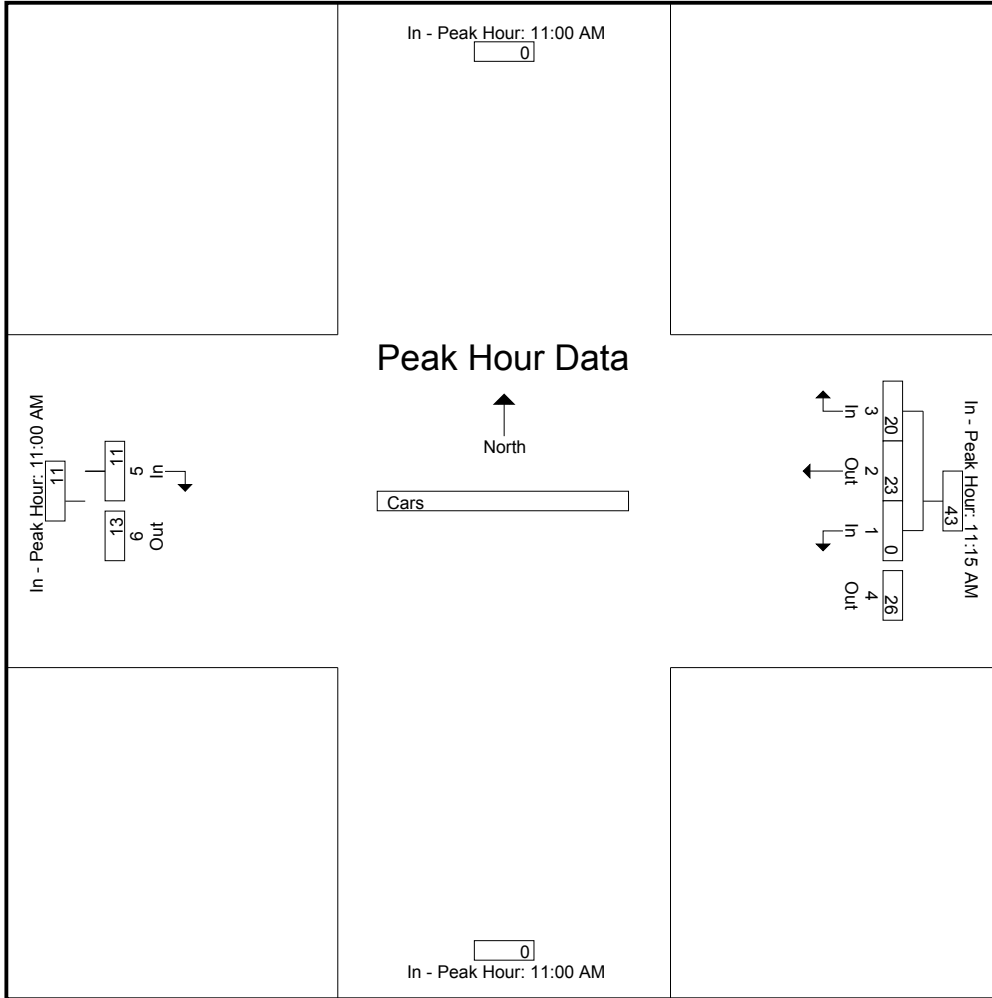
Peak Hour Analysis From 11:00 AM to 12:45 PM - Peak 1 of 1
Peak Hour for Each Approach Begins at:

	11:00 AM	11:15 AM					11:00 AM	11:00 AM		
+0 mins.	0	0	4	8	10	22	0	2	3	5
+15 mins.	0	0	7	4	4	15	0	1	0	1
+30 mins.	0	0	7	5	7	19	0	4	4	8
+45 mins.	0	0	5	3	5	13	0	4	6	10
Total Volume	0	0	23	20	26	69	0	11	13	24
% App. Total		0	33.3	29	37.7			45.8	54.2	
PHF	.000	.000	.821	.625	.650	.784	.000	.688	.542	.600

Accurate Counts
978-664-2565

File Name : LG03800D
Site Code : LG03800D
Start Date : 5/15/2013
Page No : 3

N/S Street : Ins and Outs at Section 'D'
E/W Street: Broadway
City/State : Cambridge, MA
Weather : Clear



Accurate Counts
978-664-2565

N/S Street : Ins and Outs at Section 'D'
E/W Street: Broadway
City/State : Cambridge, MA
Weather : Clear

File Name : LG03800D
Site Code : LG03800D
Start Date : 5/15/2013
Page No : 1

Groups Printed- Trucks

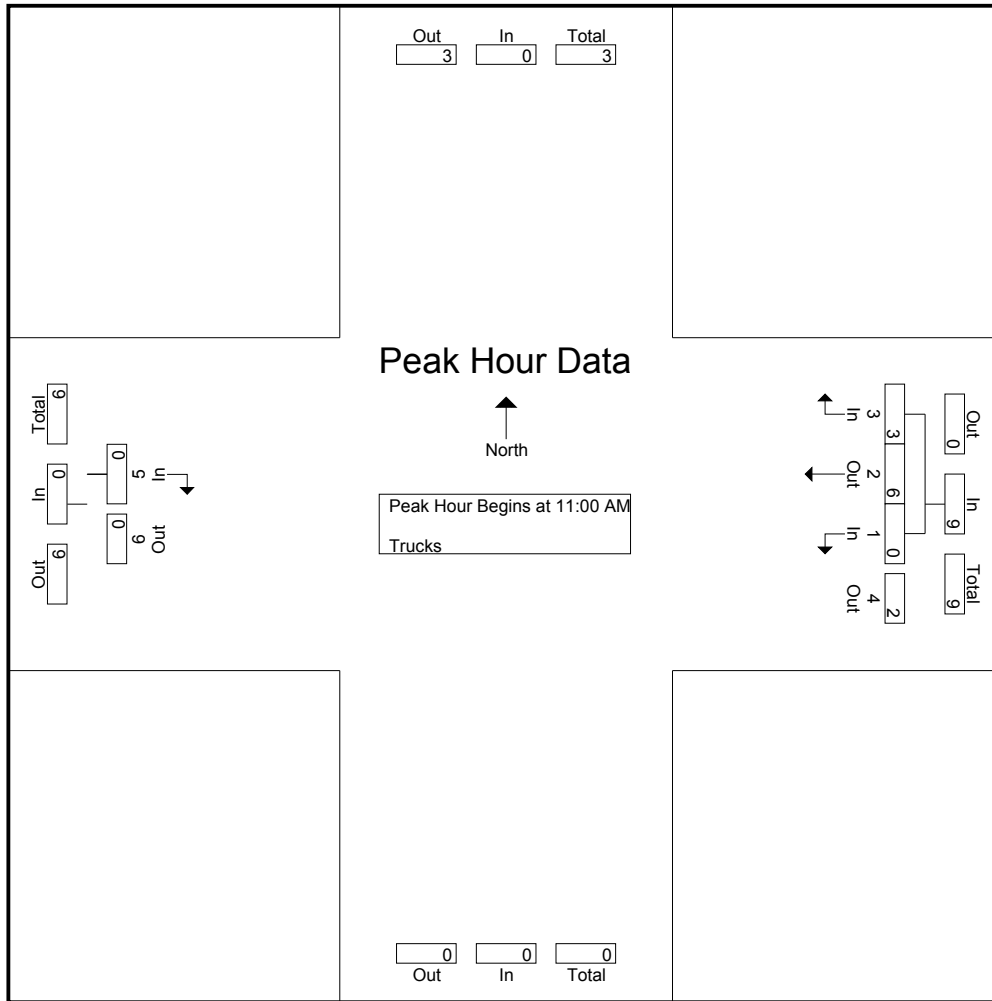
Start Time	From East				From West		Int. Total
	1 In	2 Out	3 In	4 Out	5 In	6 Out	
11:00 AM	0	1	1	0	0	0	2
11:15 AM	0	1	0	0	0	0	1
11:30 AM	0	2	2	1	0	0	5
11:45 AM	0	2	0	1	0	0	3
Total	0	6	3	2	0	0	11
12:00 PM	0	1	0	0	0	0	1
12:15 PM	0	1	0	0	0	0	1
12:30 PM	0	0	1	1	0	0	2
12:45 PM	0	1	0	0	0	0	1
Total	0	3	1	1	0	0	5
Grand Total	0	9	4	3	0	0	16
Apprch %	0	56.2	25	18.8	0	0	
Total %	0	56.2	25	18.8	0	0	

Start Time	From North	From East				From South	From West			Int. Total	
	App. Total	1 In	2 Out	3 In	4 Out	App. Total	App. Total	5 In	6 Out		App. Total
Peak Hour Analysis From 11:00 AM to 12:45 PM - Peak 1 of 1											
Peak Hour for Entire Intersection Begins at 11:00 AM											
11:00 AM	0	0	1	1	0	2	0	0	0	0	2
11:15 AM	0	0	1	0	0	1	0	0	0	0	1
11:30 AM	0	0	2	2	1	5	0	0	0	0	5
11:45 AM	0	0	2	0	1	3	0	0	0	0	3
Total Volume	0	0	6	3	2	11	0	0	0	0	11
% App. Total	0	0	54.5	27.3	18.2	100.0	0.0	0.0	0.0	0.0	100.0
PHF	.000	.000	.750	.375	.500	.550	.000	.000	.000	.000	.550

Accurate Counts
978-664-2565

N/S Street : Ins and Outs at Section 'D'
E/W Street: Broadway
City/State : Cambridge, MA
Weather : Clear

File Name : LG03800D
Site Code : LG03800D
Start Date : 5/15/2013
Page No : 2



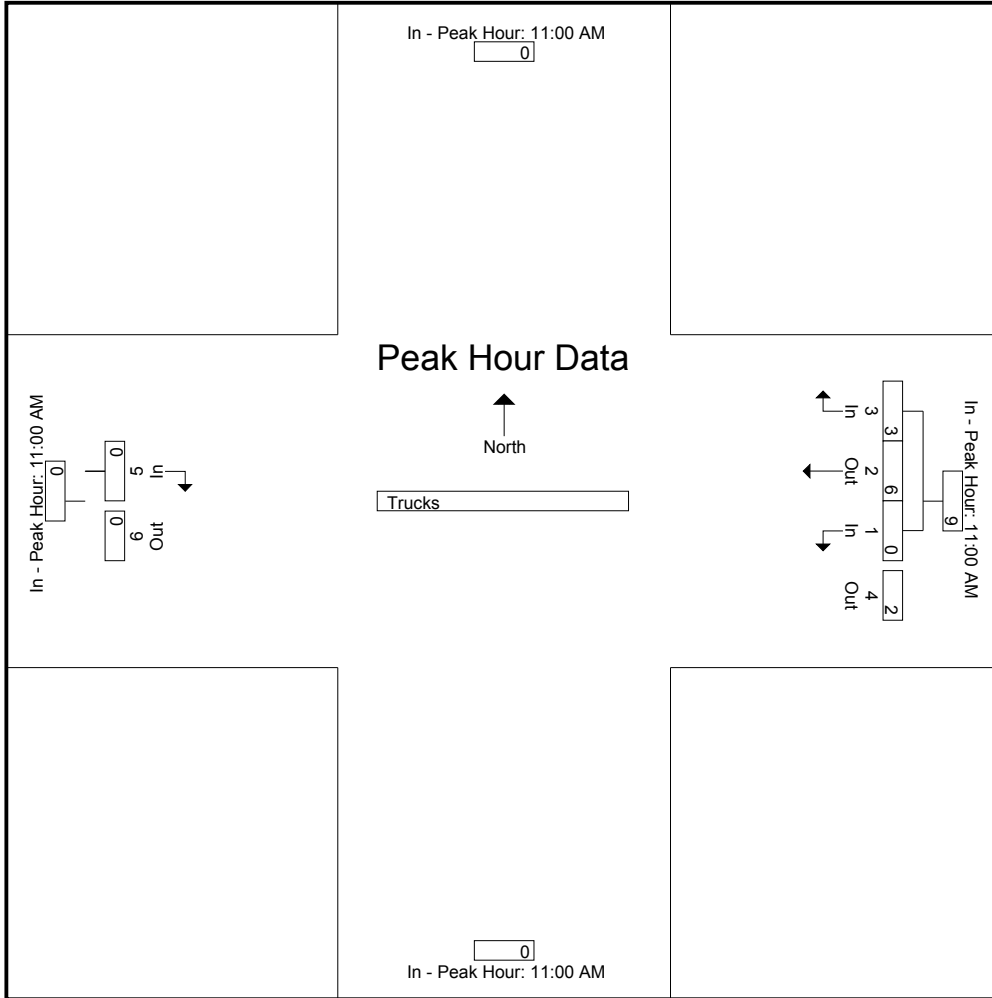
Peak Hour Analysis From 11:00 AM to 12:45 PM - Peak 1 of 1
Peak Hour for Each Approach Begins at:

	11:00 AM	11:00 AM	11:00 AM	11:00 AM	11:00 AM	11:00 AM	11:00 AM	11:00 AM	11:00 AM	11:00 AM
+0 mins.	0	0	1	1	0	2	0	0	0	0
+15 mins.	0	0	1	0	0	1	0	0	0	0
+30 mins.	0	0	2	2	1	5	0	0	0	0
+45 mins.	0	0	2	0	1	3	0	0	0	0
Total Volume	0	0	6	3	2	11	0	0	0	0
% App. Total		0	54.5	27.3	18.2			0	0	
PHF	.000	.000	.750	.375	.500	.550	.000	.000	.000	.000

Accurate Counts
978-664-2565

File Name : LG03800D
Site Code : LG03800D
Start Date : 5/15/2013
Page No : 3

N/S Street : Ins and Outs at Section 'D'
E/W Street: Broadway
City/State : Cambridge, MA
Weather : Clear



Accurate Counts

978-664-2565

N/S Street : Ins and Outs at Section 'D'
 E/W Street: Broadway
 City/State : Cambridge, MA
 Weather : Clear

File Name : LG03800D
 Site Code : LG03800D
 Start Date : 5/15/2013
 Page No : 1

Groups Printed- Cars - Trucks

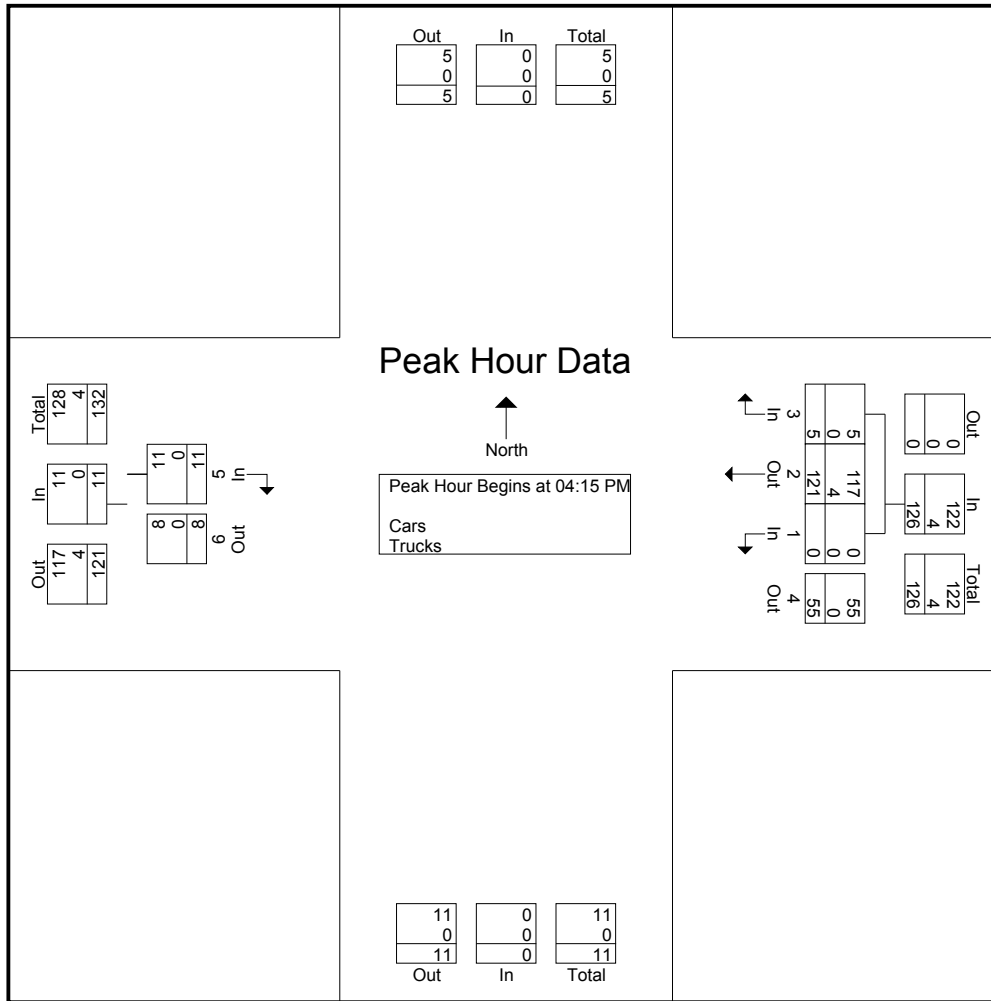
Start Time	From East				From West		Int. Total
	1 In	2 Out	3 In	4 Out	5 In	6 Out	
04:00 PM	0	25	0	14	2	1	42
04:15 PM	0	29	2	17	4	0	52
04:30 PM	0	29	1	11	1	3	45
04:45 PM	0	28	0	16	1	1	46
Total	0	111	3	58	8	5	185
05:00 PM	0	35	2	11	5	4	57
05:15 PM	0	23	0	10	0	2	35
05:30 PM	0	19	2	8	2	1	32
05:45 PM	0	23	2	8	1	2	36
Total	0	100	6	37	8	9	160
Grand Total	0	211	9	95	16	14	345
Apprch %	0	67	2.9	30.2	53.3	46.7	
Total %	0	61.2	2.6	27.5	4.6	4.1	
Cars	0	206	9	95	16	14	340
% Cars	0	97.6	100	100	100	100	98.6
Trucks	0	5	0	0	0	0	5
% Trucks	0	2.4	0	0	0	0	1.4

Start Time	From North	From East				From South	From West			Int. Total	
	App. Total	1 In	2 Out	3 In	4 Out	App. Total	App. Total	5 In	6 Out		App. Total
Peak Hour Analysis From 04:00 PM to 05:45 PM - Peak 1 of 1											
Peak Hour for Entire Intersection Begins at 04:15 PM											
04:15 PM	0	0	29	2	17	48	0	4	0	4	52
04:30 PM	0	0	29	1	11	41	0	1	3	4	45
04:45 PM	0	0	28	0	16	44	0	1	1	2	46
05:00 PM	0	0	35	2	11	48	0	5	4	9	57
Total Volume	0	0	121	5	55	181	0	11	8	19	200
% App. Total	0	0	66.9	2.8	30.4			57.9	42.1		
PHF	.000	.000	.864	.625	.809	.943	.000	.550	.500	.528	.877
Cars	0	0	117	5	55	177	0	11	8	19	196
% Cars	0	0	96.7	100	100	97.8	0	100	100	100	98.0
Trucks	0	0	4	0	0	4	0	0	0	0	4
% Trucks	0	0	3.3	0	0	2.2	0	0	0	0	2.0

Accurate Counts
978-664-2565

File Name : LG03800D
Site Code : LG03800D
Start Date : 5/15/2013
Page No : 2

N/S Street : Ins and Outs at Section 'D'
E/W Street: Broadway
City/State : Cambridge, MA
Weather : Clear



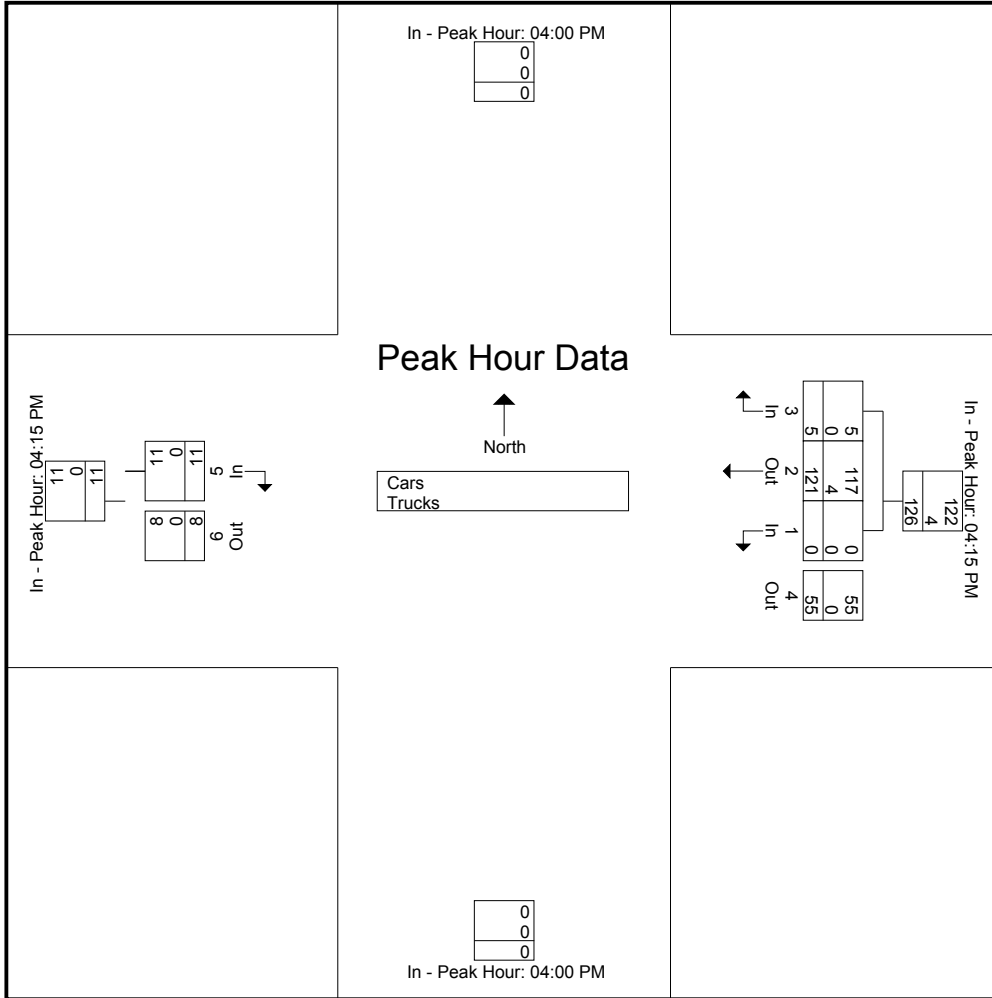
Peak Hour Analysis From 04:00 PM to 05:45 PM - Peak 1 of 1
Peak Hour for Each Approach Begins at:

	04:00 PM			04:15 PM			04:00 PM			04:15 PM		
+0 mins.	0	0	29	2	17	48	0	4	0	4	4	
+15 mins.	0	0	29	1	11	41	0	1	3	4	4	
+30 mins.	0	0	28	0	16	44	0	1	1	2	2	
+45 mins.	0	0	35	2	11	48	0	5	4	9	9	
Total Volume	0	0	121	5	55	181	0	11	8	19	19	
% App. Total			66.9	2.8	30.4			57.9	42.1			
PHF	.000	.000	.864	.625	.809	.943	.000	.550	.500	.528	.528	
Cars	0	0	117	5	55	177	0	11	8	19	19	
% Cars	0	0	96.7	100	100	97.8	0	100	100	100	100	
Trucks	0	0	4	0	0	4	0	0	0	0	0	
% Trucks	0	0	3.3	0	0	2.2	0	0	0	0	0	

Accurate Counts
978-664-2565

N/S Street : Ins and Outs at Section 'D'
E/W Street: Broadway
City/State : Cambridge, MA
Weather : Clear

File Name : LG03800D
Site Code : LG03800D
Start Date : 5/15/2013
Page No : 3



Accurate Counts
978-664-2565

N/S Street : Ins and Outs at Section 'D'
E/W Street: Broadway
City/State : Cambridge, MA
Weather : Clear

File Name : LG03800D
Site Code : LG03800D
Start Date : 5/15/2013
Page No : 1

Groups Printed- Cars

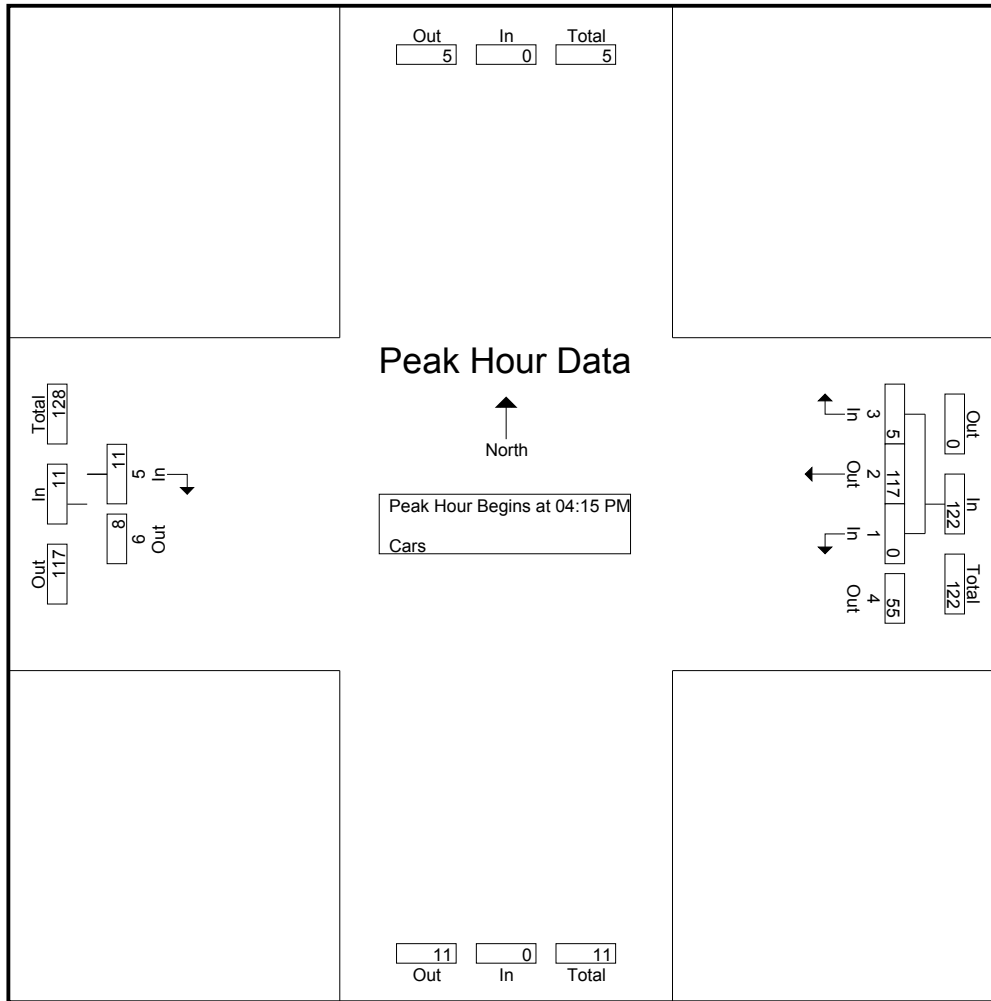
Start Time	From East				From West		Int. Total
	1 In	2 Out	3 In	4 Out	5 In	6 Out	
04:00 PM	0	25	0	14	2	1	42
04:15 PM	0	28	2	17	4	0	51
04:30 PM	0	29	1	11	1	3	45
04:45 PM	0	26	0	16	1	1	44
Total	0	108	3	58	8	5	182
05:00 PM	0	34	2	11	5	4	56
05:15 PM	0	23	0	10	0	2	35
05:30 PM	0	18	2	8	2	1	31
05:45 PM	0	23	2	8	1	2	36
Total	0	98	6	37	8	9	158
Grand Total	0	206	9	95	16	14	340
Apprch %	0	66.5	2.9	30.6	53.3	46.7	
Total %	0	60.6	2.6	27.9	4.7	4.1	

Start Time	From North	From East				From South	From West			Int. Total	
	App. Total	1 In	2 Out	3 In	4 Out	App. Total	App. Total	5 In	6 Out		App. Total
Peak Hour Analysis From 04:00 PM to 05:45 PM - Peak 1 of 1											
Peak Hour for Entire Intersection Begins at 04:15 PM											
04:15 PM	0	0	28	2	17	47	0	4	0	4	51
04:30 PM	0	0	29	1	11	41	0	1	3	4	45
04:45 PM	0	0	26	0	16	42	0	1	1	2	44
05:00 PM	0	0	34	2	11	47	0	5	4	9	56
Total Volume	0	0	117	5	55	177	0	11	8	19	196
% App. Total		0	66.1	2.8	31.1			57.9	42.1		
PHF	.000	.000	.860	.625	.809	.941	.000	.550	.500	.528	.875

Accurate Counts
978-664-2565

File Name : LG03800D
Site Code : LG03800D
Start Date : 5/15/2013
Page No : 2

N/S Street : Ins and Outs at Section 'D'
E/W Street: Broadway
City/State : Cambridge, MA
Weather : Clear



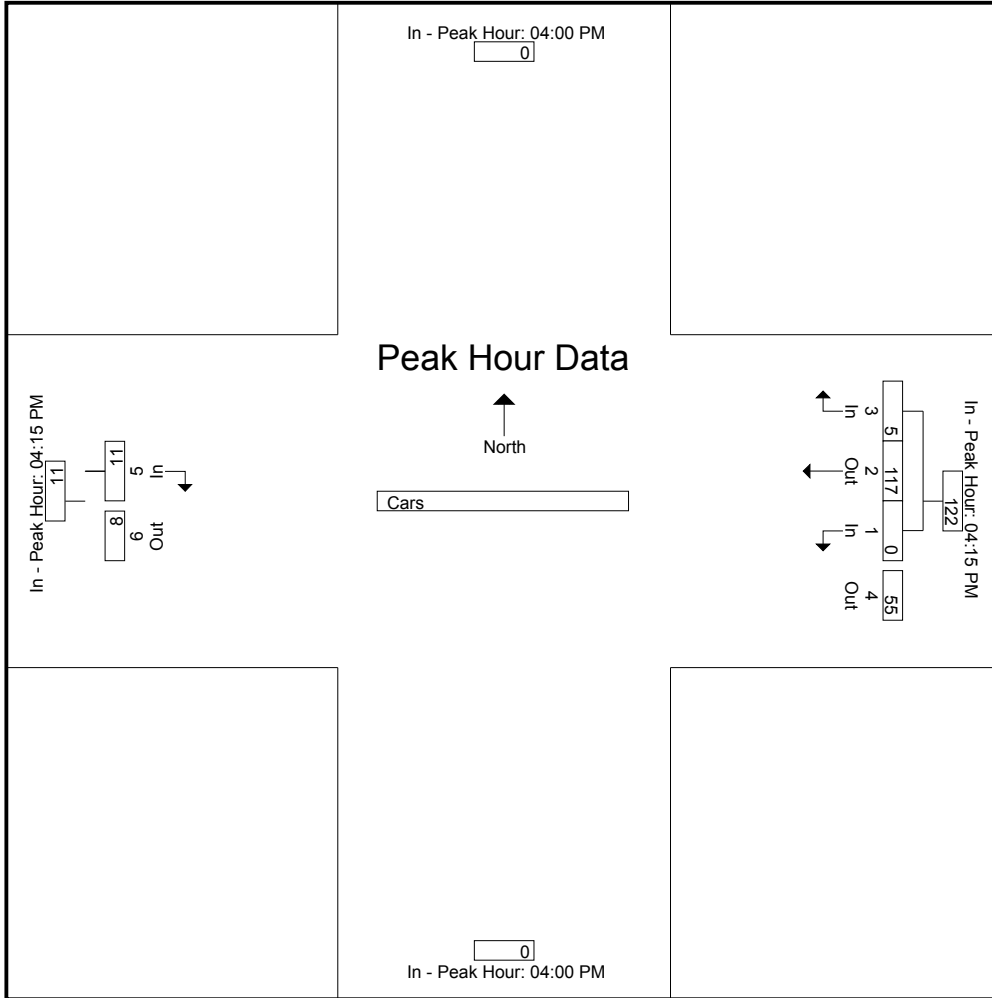
Peak Hour Analysis From 04:00 PM to 05:45 PM - Peak 1 of 1
Peak Hour for Each Approach Begins at:

	04:00 PM		04:15 PM				04:00 PM		04:15 PM			
+0 mins.	0	0	0	28	2	17	47	0	4	0	4	
+15 mins.	0	0	0	29	1	11	41	0	1	3	4	
+30 mins.	0	0	0	26	0	16	42	0	1	1	2	
+45 mins.	0	0	0	34	2	11	47	0	5	4	9	
Total Volume	0	0	0	117	5	55	177	0	11	8	19	
% App. Total				66.1	2.8	31.1			57.9	42.1		
PHF	.000	.000	.000	.860	.625	.809	.941	.000	.550	.500	.528	

Accurate Counts
978-664-2565

File Name : LG03800D
Site Code : LG03800D
Start Date : 5/15/2013
Page No : 3

N/S Street : Ins and Outs at Section 'D'
E/W Street: Broadway
City/State : Cambridge, MA
Weather : Clear



Accurate Counts
978-664-2565

N/S Street : Ins and Outs at Section 'D'
E/W Street: Broadway
City/State : Cambridge, MA
Weather : Clear

File Name : LG03800D
Site Code : LG03800D
Start Date : 5/15/2013
Page No : 1

Groups Printed- Trucks

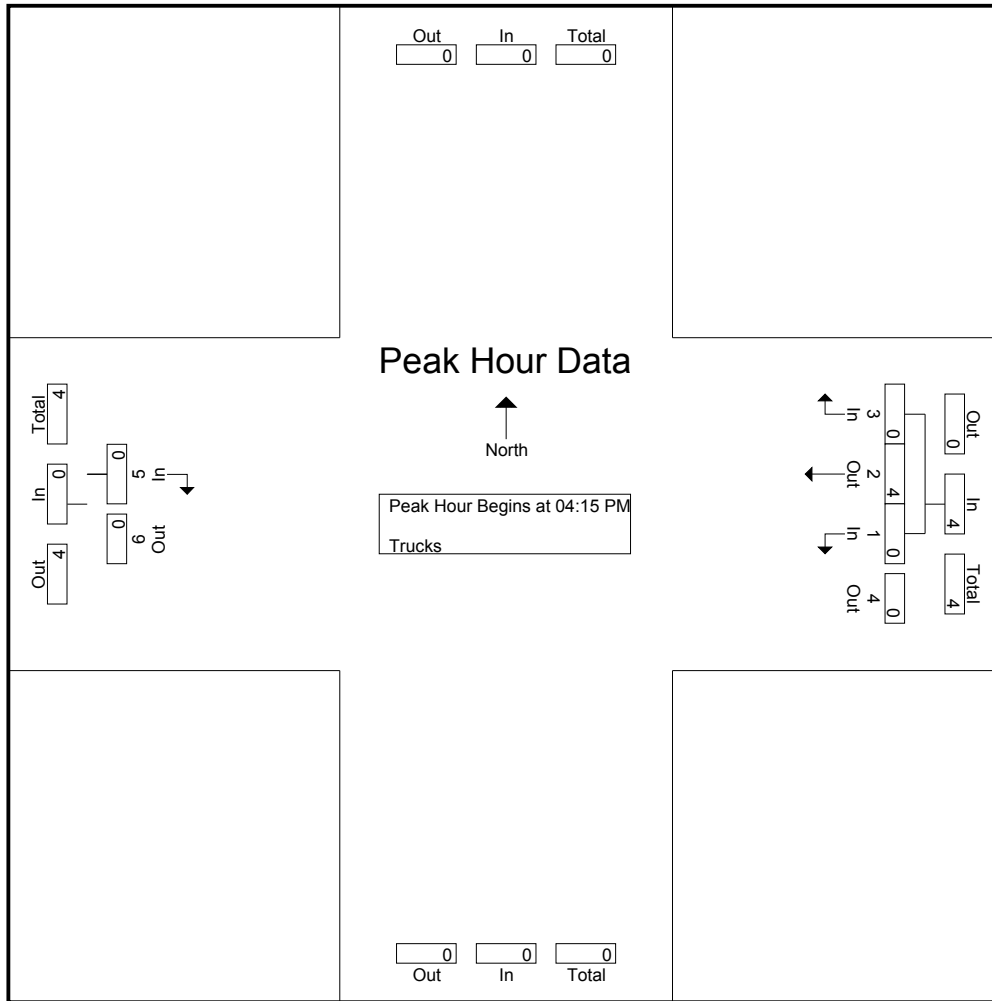
Start Time	From East				From West		Int. Total
	1 In	2 Out	3 In	4 Out	5 In	6 Out	
04:00 PM	0	0	0	0	0	0	0
04:15 PM	0	1	0	0	0	0	1
04:30 PM	0	0	0	0	0	0	0
04:45 PM	0	2	0	0	0	0	2
Total	0	3	0	0	0	0	3
05:00 PM	0	1	0	0	0	0	1
05:15 PM	0	0	0	0	0	0	0
05:30 PM	0	1	0	0	0	0	1
05:45 PM	0	0	0	0	0	0	0
Total	0	2	0	0	0	0	2
Grand Total	0	5	0	0	0	0	5
Apprch %	0	100	0	0	0	0	
Total %	0	100	0	0	0	0	

Start Time	From North	From East				From South	From West			Int. Total	
	App. Total	1 In	2 Out	3 In	4 Out	App. Total	App. Total	5 In	6 Out		App. Total
Peak Hour Analysis From 04:00 PM to 05:45 PM - Peak 1 of 1											
Peak Hour for Entire Intersection Begins at 04:15 PM											
04:15 PM	0	0	1	0	0	1	0	0	0	0	1
04:30 PM	0	0	0	0	0	0	0	0	0	0	0
04:45 PM	0	0	2	0	0	2	0	0	0	0	2
05:00 PM	0	0	1	0	0	1	0	0	0	0	1
Total Volume	0	0	4	0	0	4	0	0	0	0	4
% App. Total		0	100	0	0			0	0		
PHF	.000	.000	.500	.000	.000	.500	.000	.000	.000	.000	.500

Accurate Counts
978-664-2565

File Name : LG03800D
Site Code : LG03800D
Start Date : 5/15/2013
Page No : 2

N/S Street : Ins and Outs at Section 'D'
E/W Street: Broadway
City/State : Cambridge, MA
Weather : Clear



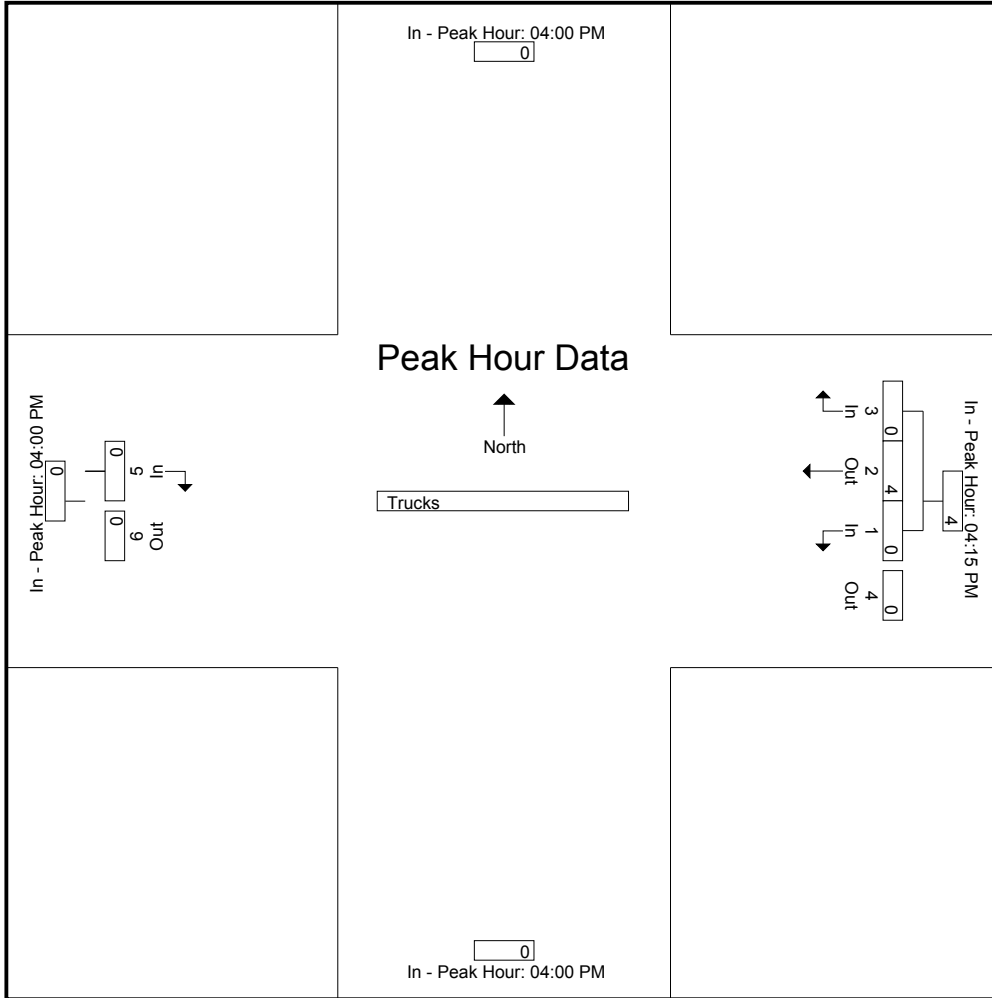
Peak Hour Analysis From 04:00 PM to 05:45 PM - Peak 1 of 1
Peak Hour for Each Approach Begins at:

	04:00 PM		04:15 PM				04:00 PM		04:00 PM	
+0 mins.	0	0	1	0	0	1	0	0	0	0
+15 mins.	0	0	0	0	0	0	0	0	0	0
+30 mins.	0	0	2	0	0	2	0	0	0	0
+45 mins.	0	0	1	0	0	1	0	0	0	0
Total Volume	0	0	4	0	0	4	0	0	0	0
% App. Total		0	100	0	0			0	0	
PHF	.000	.000	.500	.000	.000	.500	.000	.000	.000	.000

Accurate Counts
978-664-2565

File Name : LG03800D
Site Code : LG03800D
Start Date : 5/15/2013
Page No : 3

N/S Street : Ins and Outs at Section 'D'
E/W Street: Broadway
City/State : Cambridge, MA
Weather : Clear



Accurate Counts
978-664-2565

N/S Street : Ins and Outs at Section 'E'
E/W Street: Ames Street
City/State : Cambridge, MA
Weather : Clear

File Name : lg03800e
Site Code : LG03800E
Start Date : 5/15/2013
Page No : 1

Groups Printed- Cars - Trucks

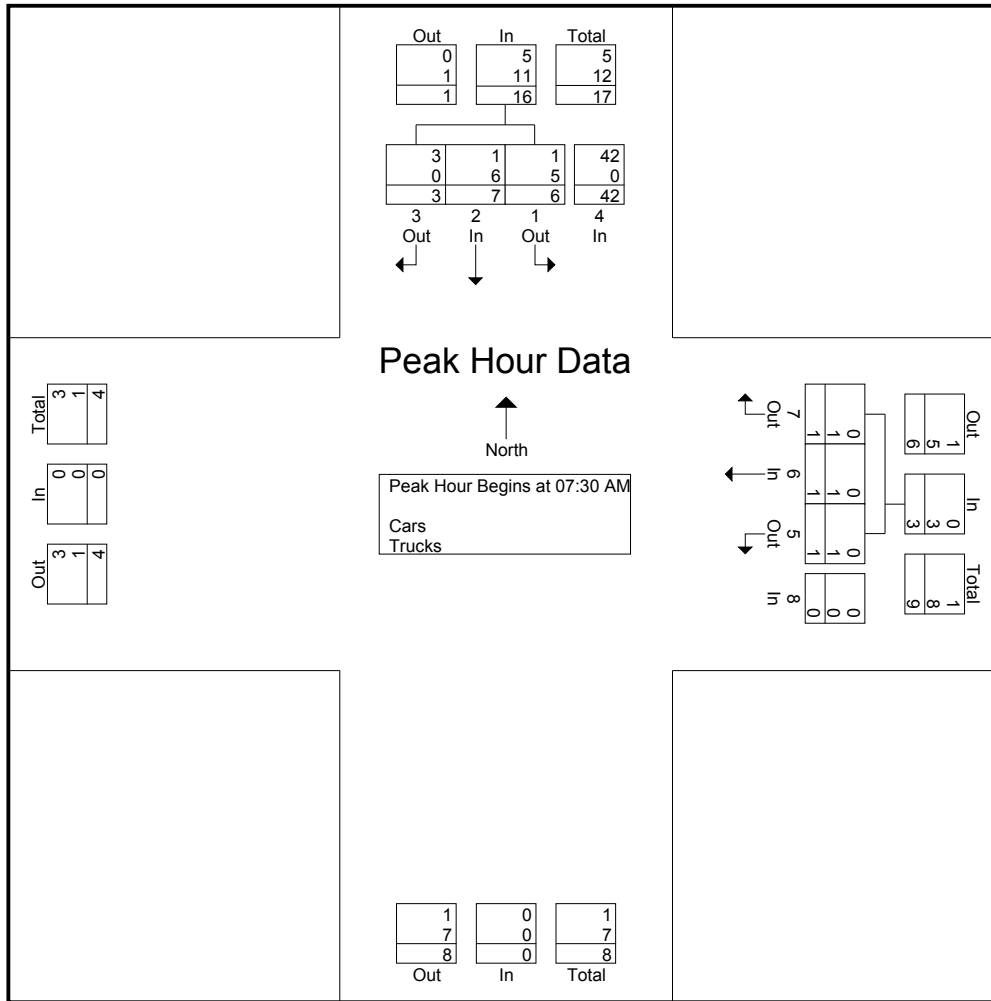
Start Time	From North				From East				Int. Total
	1 Out	2 In	3 Out	4 In	5 Out	6 In	7 Out	8 In	
07:00 AM	2	2	0	5	0	0	0	6	15
07:15 AM	1	0	1	6	0	0	1	1	10
07:30 AM	2	1	0	9	0	0	0	0	12
07:45 AM	0	3	0	7	1	1	1	0	13
Total	5	6	1	27	1	1	2	7	50
08:00 AM	2	2	3	12	0	0	0	0	19
08:15 AM	2	1	0	14	0	0	0	0	17
08:30 AM	1	3	0	1	0	0	0	0	5
08:45 AM	1	4	1	5	0	0	0	0	11
Total	6	10	4	32	0	0	0	0	52
Grand Total	11	16	5	59	1	1	2	7	102
Apprch %	12.1	17.6	5.5	64.8	9.1	9.1	18.2	63.6	
Total %	10.8	15.7	4.9	57.8	1	1	2	6.9	
Cars	1	4	5	59	0	0	0	6	75
% Cars	9.1	25	100	100	0	0	0	85.7	73.5
Trucks	10	12	0	0	1	1	2	1	27
% Trucks	90.9	75	0	0	100	100	100	14.3	26.5

Start Time	From North					From East					From South	From West	Int. Total
	1 Out	2 In	3 Out	4 In	App. Total	5 Out	6 In	7 Out	8 In	App. Total	App. Total	App. Total	
Peak Hour Analysis From 07:00 AM to 08:45 AM - Peak 1 of 1													
Peak Hour for Entire Intersection Begins at 07:30 AM													
07:30 AM	2	1	0	9	12	0	0	0	0	0	0	0	12
07:45 AM	0	3	0	7	10	1	1	1	0	3	0	0	13
08:00 AM	2	2	3	12	19	0	0	0	0	0	0	0	19
08:15 AM	2	1	0	14	17	0	0	0	0	0	0	0	17
Total Volume	6	7	3	42	58	1	1	1	0	3	0	0	61
% App. Total	10.3	12.1	5.2	72.4		33.3	33.3	33.3	0				
PHF	.750	.583	.250	.750	.763	.250	.250	.250	.000	.250	.000	.000	.803
Cars	1	1	3	42	47	0	0	0	0	0	0	0	47
% Cars	16.7	14.3	100	100	81.0	0	0	0	0	0	0	0	77.0
Trucks	5	6	0	0	11	1	1	1	0	3	0	0	14
% Trucks	83.3	85.7	0	0	19.0	100	100	100	0	100	0	0	23.0

Accurate Counts
978-664-2565

File Name : lg03800e
Site Code : LG03800E
Start Date : 5/15/2013
Page No : 2

N/S Street : Ins and Outs at Section 'E'
E/W Street: Ames Street
City/State : Cambridge, MA
Weather : Clear



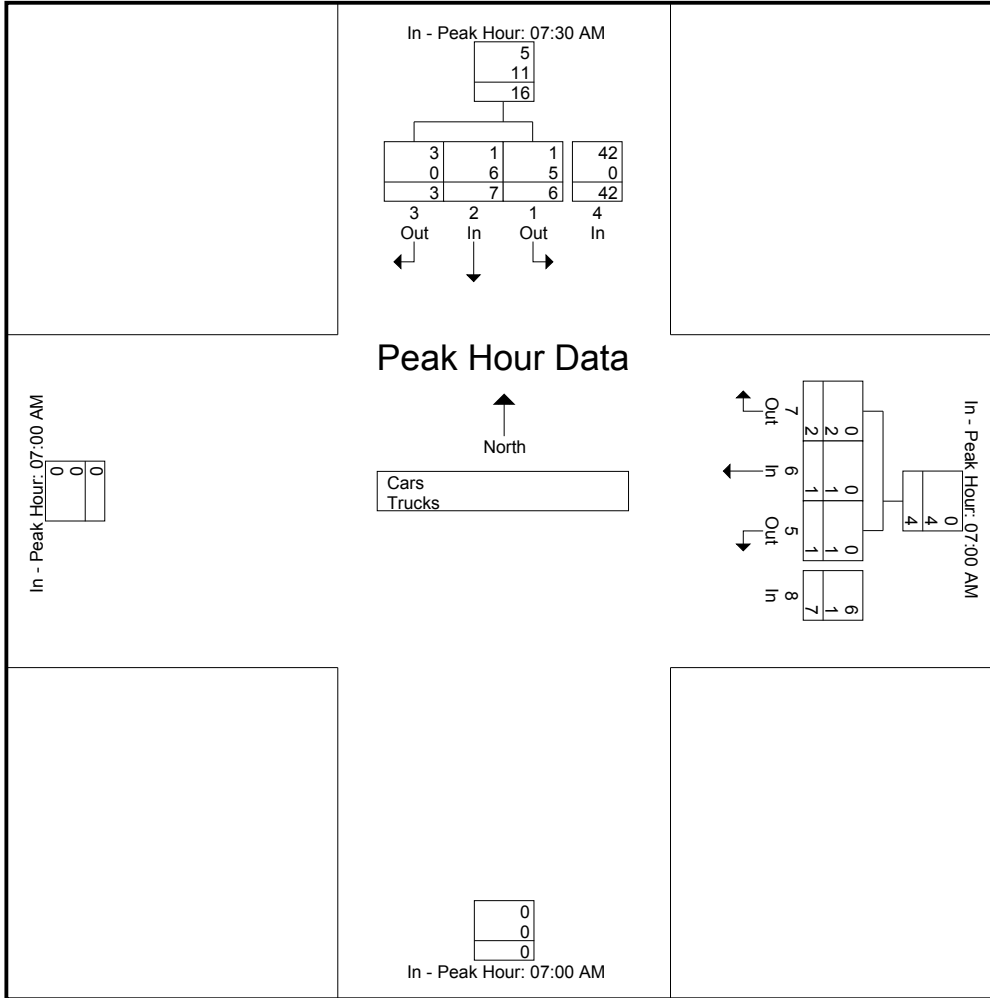
Peak Hour Analysis From 07:00 AM to 08:45 AM - Peak 1 of 1
Peak Hour for Each Approach Begins at:

	07:30 AM					07:00 AM					07:00 AM	07:00 AM
+0 mins.	2	1	0	9	12	0	0	0	6	6	0	0
+15 mins.	0	3	0	7	10	0	0	1	1	2	0	0
+30 mins.	2	2	3	12	19	0	0	0	0	0	0	0
+45 mins.	2	1	0	14	17	1	1	1	0	3	0	0
Total Volume	6	7	3	42	58	1	1	2	7	11	0	0
% App. Total	10.3	12.1	5.2	72.4		9.1	9.1	18.2	63.6			
PHF	.750	.583	.250	.750	.763	.250	.250	.500	.292	.458	.000	.000
Cars	1	1	3	42	47	0	0	0	6	6	0	0
% Cars	16.7	14.3	100	100	81	0	0	0	85.7	54.5	0	0
Trucks	5	6	0	0	11	1	1	2	1	5	0	0
% Trucks	83.3	85.7	0	0	19	100	100	100	14.3	45.5	0	0

Accurate Counts
978-664-2565

N/S Street : Ins and Outs at Section 'E'
E/W Street: Ames Street
City/State : Cambridge, MA
Weather : Clear

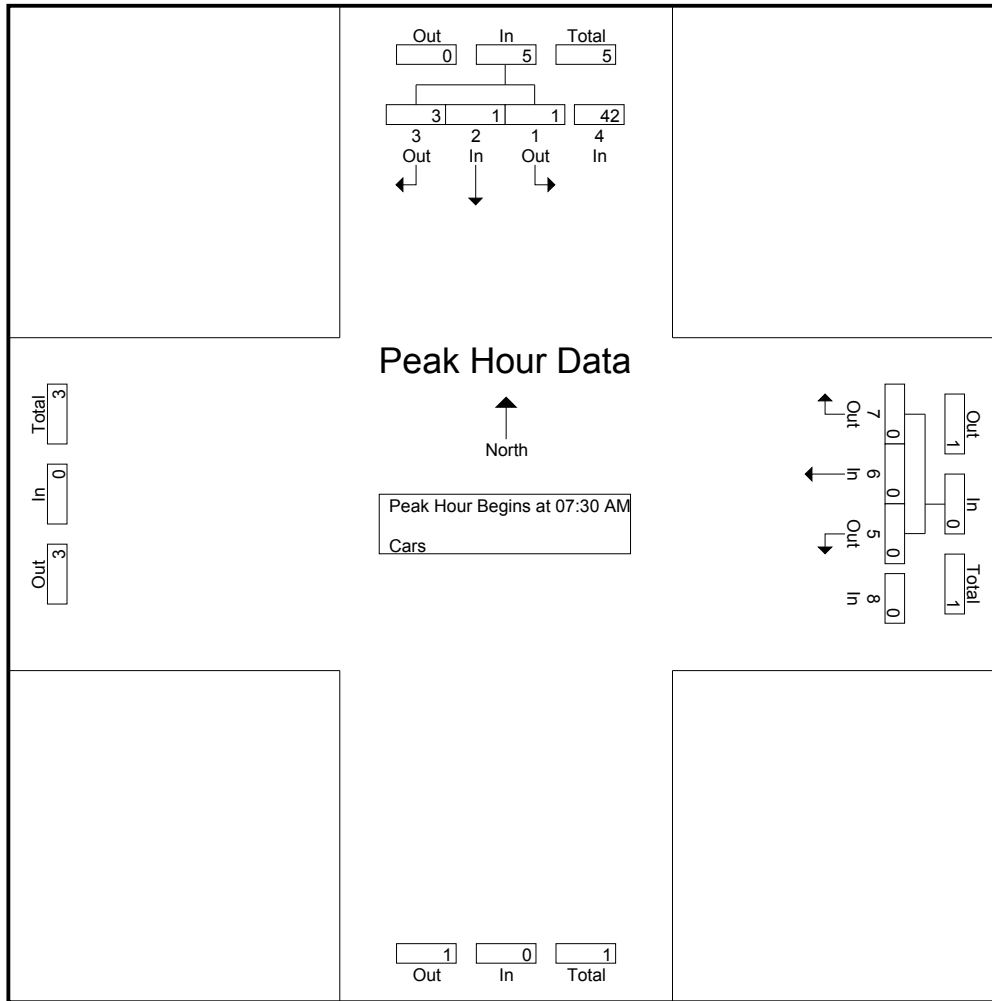
File Name : Ig03800e
Site Code : LG03800E
Start Date : 5/15/2013
Page No : 3



Accurate Counts
978-664-2565

N/S Street : Ins and Outs at Section 'E'
E/W Street: Ames Street
City/State : Cambridge, MA
Weather : Clear

File Name : lg03800e
Site Code : LG03800E
Start Date : 5/15/2013
Page No : 2



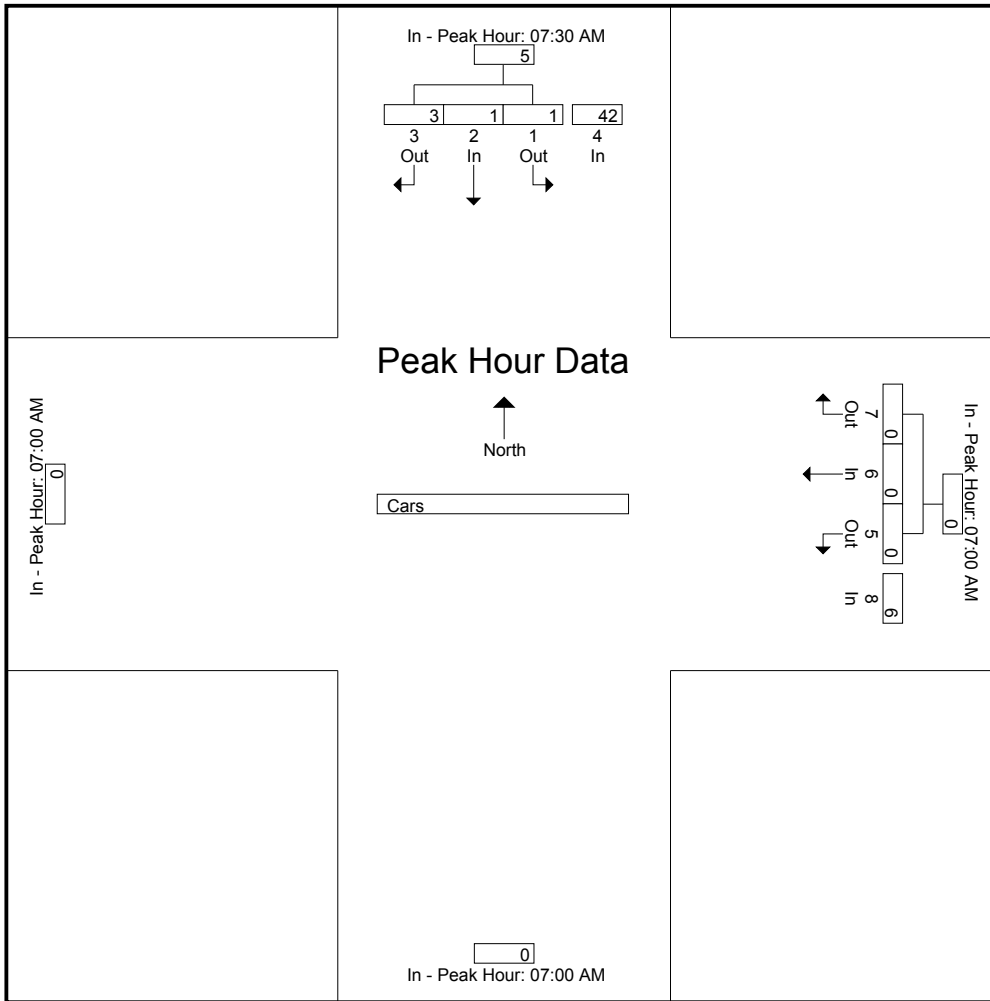
Peak Hour Analysis From 07:00 AM to 08:45 AM - Peak 1 of 1
Peak Hour for Each Approach Begins at:

	07:30 AM					07:00 AM					07:00 AM	07:00 AM
+0 mins.	0	0	0	9	9	0	0	0	6	6	0	0
+15 mins.	0	0	0	7	7	0	0	0	0	0	0	0
+30 mins.	1	1	3	12	17	0	0	0	0	0	0	0
+45 mins.	0	0	0	14	14	0	0	0	0	0	0	0
Total Volume	1	1	3	42	47	0	0	0	6	6	0	0
% App. Total	2.1	2.1	6.4	89.4		0	0	0	100			
PHF	.250	.250	.250	.750	.691	.000	.000	.000	.250	.250	.000	.000

Accurate Counts
978-664-2565

N/S Street : Ins and Outs at Section 'E'
E/W Street: Ames Street
City/State : Cambridge, MA
Weather : Clear

File Name : lg03800e
Site Code : LG03800E
Start Date : 5/15/2013
Page No : 3



Accurate Counts
978-664-2565

N/S Street : Ins and Outs at Section 'E'
E/W Street: Ames Street
City/State : Cambridge, MA
Weather : Clear

File Name : lg03800e
Site Code : LG03800E
Start Date : 5/15/2013
Page No : 1

Groups Printed- Trucks

Start Time	From North				From East				Int. Total
	1 Out	2 In	3 Out	4 In	5 Out	6 In	7 Out	8 In	
07:00 AM	2	2	0	0	0	0	0	0	4
07:15 AM	1	0	0	0	0	0	1	1	3
07:30 AM	2	1	0	0	0	0	0	0	3
07:45 AM	0	3	0	0	1	1	1	0	6
Total	5	6	0	0	1	1	2	1	16
08:00 AM	1	1	0	0	0	0	0	0	2
08:15 AM	2	1	0	0	0	0	0	0	3
08:30 AM	1	2	0	0	0	0	0	0	3
08:45 AM	1	2	0	0	0	0	0	0	3
Total	5	6	0	0	0	0	0	0	11
Grand Total	10	12	0	0	1	1	2	1	27
Apprch %	45.5	54.5	0	0	20	20	40	20	
Total %	37	44.4	0	0	3.7	3.7	7.4	3.7	

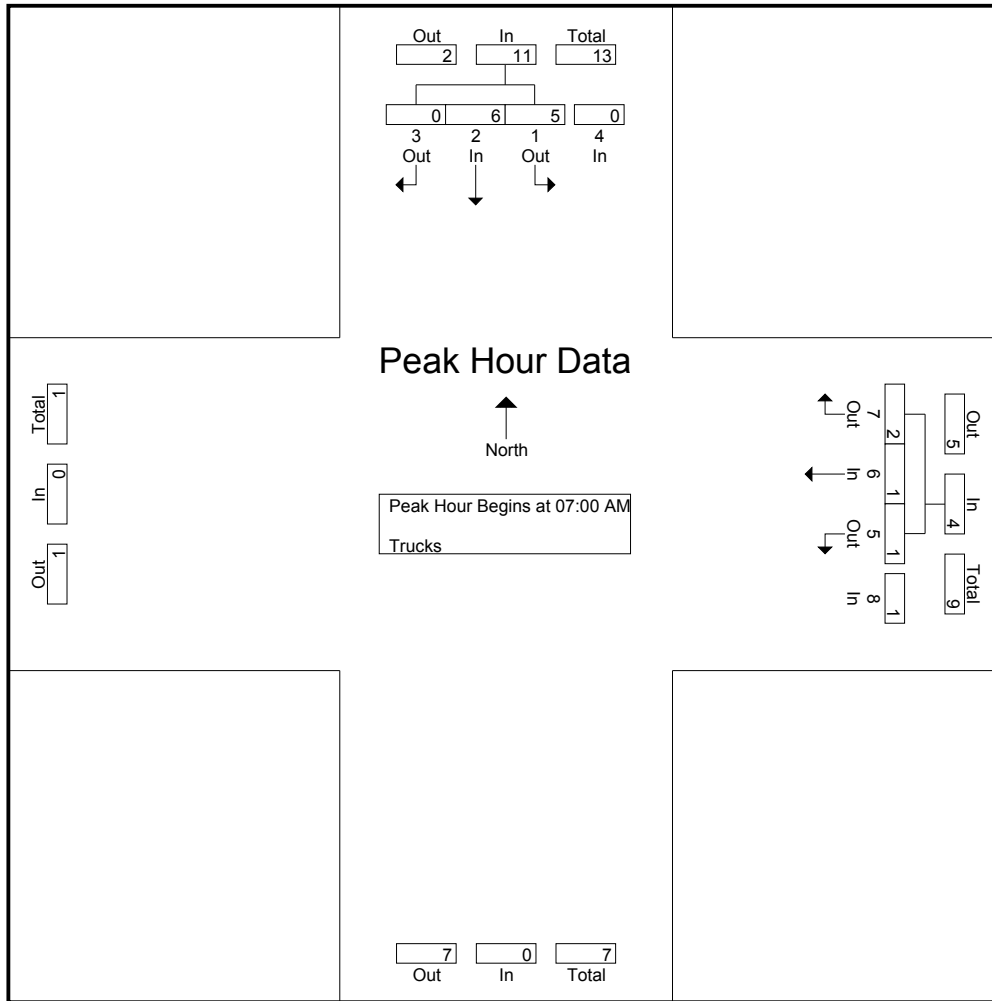
Start Time	From North					From East					From South	From West	Int. Total
	1 Out	2 In	3 Out	4 In	App. Total	5 Out	6 In	7 Out	8 In	App. Total	App. Total	App. Total	
07:00 AM	2	2	0	0	4	0	0	0	0	0	0	0	4
07:15 AM	1	0	0	0	1	0	0	1	1	2	0	0	3
07:30 AM	2	1	0	0	3	0	0	0	0	0	0	0	3
07:45 AM	0	3	0	0	3	1	1	1	0	3	0	0	6
Total Volume	5	6	0	0	11	1	1	2	1	5	0	0	16
% App. Total	45.5	54.5	0	0		20	20	40	20				
PHF	.625	.500	.000	.000	.688	.250	.250	.500	.250	.417	.000	.000	.667

Peak Hour Analysis From 07:00 AM to 08:45 AM - Peak 1 of 1
Peak Hour for Entire Intersection Begins at 07:00 AM

Accurate Counts
978-664-2565

N/S Street : Ins and Outs at Section 'E'
E/W Street: Ames Street
City/State : Cambridge, MA
Weather : Clear

File Name : lg03800e
Site Code : LG03800E
Start Date : 5/15/2013
Page No : 2



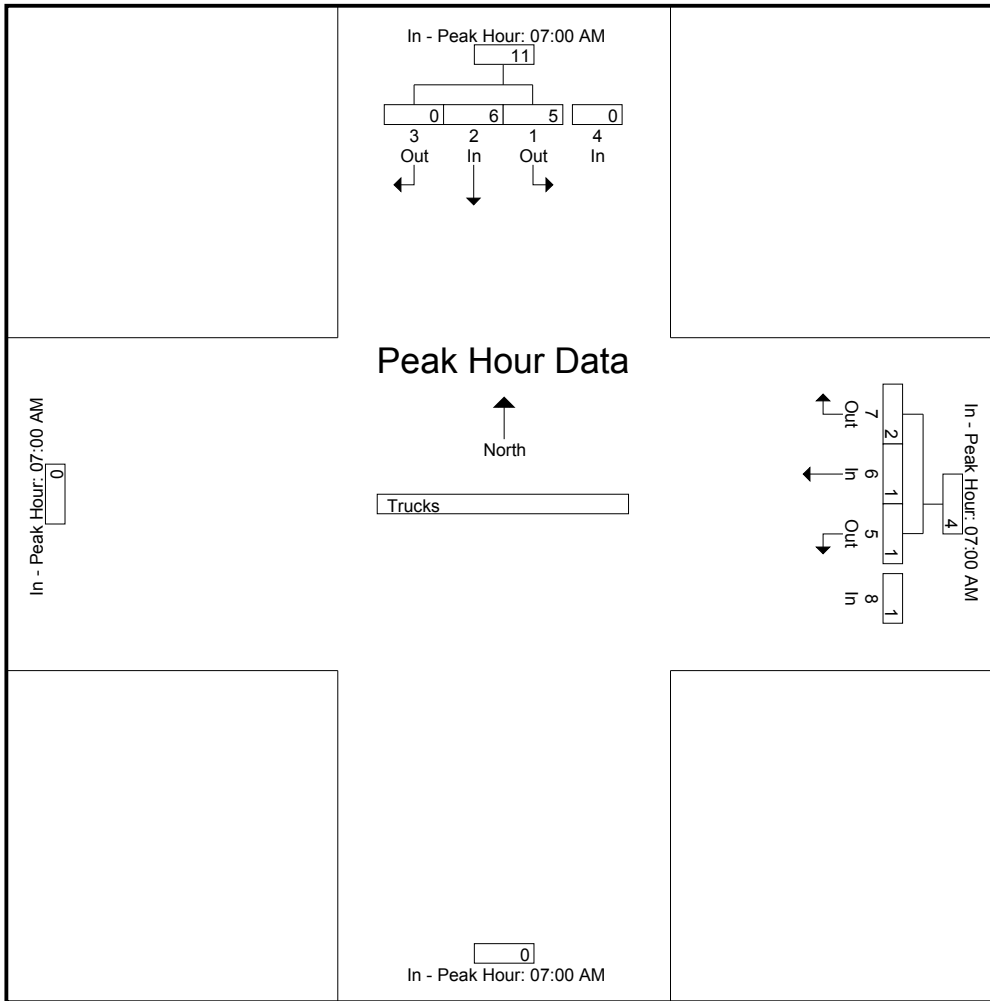
Peak Hour Analysis From 07:00 AM to 08:45 AM - Peak 1 of 1
Peak Hour for Each Approach Begins at:

	07:00 AM					07:00 AM					07:00 AM	07:00 AM
+0 mins.	2	2	0	0	4	0	0	0	0	0	0	0
+15 mins.	1	0	0	0	1	0	0	1	1	2	0	0
+30 mins.	2	1	0	0	3	0	0	0	0	0	0	0
+45 mins.	0	3	0	0	3	1	1	1	0	3	0	0
Total Volume	5	6	0	0	11	1	1	2	1	5	0	0
% App. Total	45.5	54.5	0	0		20	20	40	20			
PHF	.625	.500	.000	.000	.688	.250	.250	.500	.250	.417	.000	.000

Accurate Counts
978-664-2565

File Name : lg03800e
Site Code : LG03800E
Start Date : 5/15/2013
Page No : 3

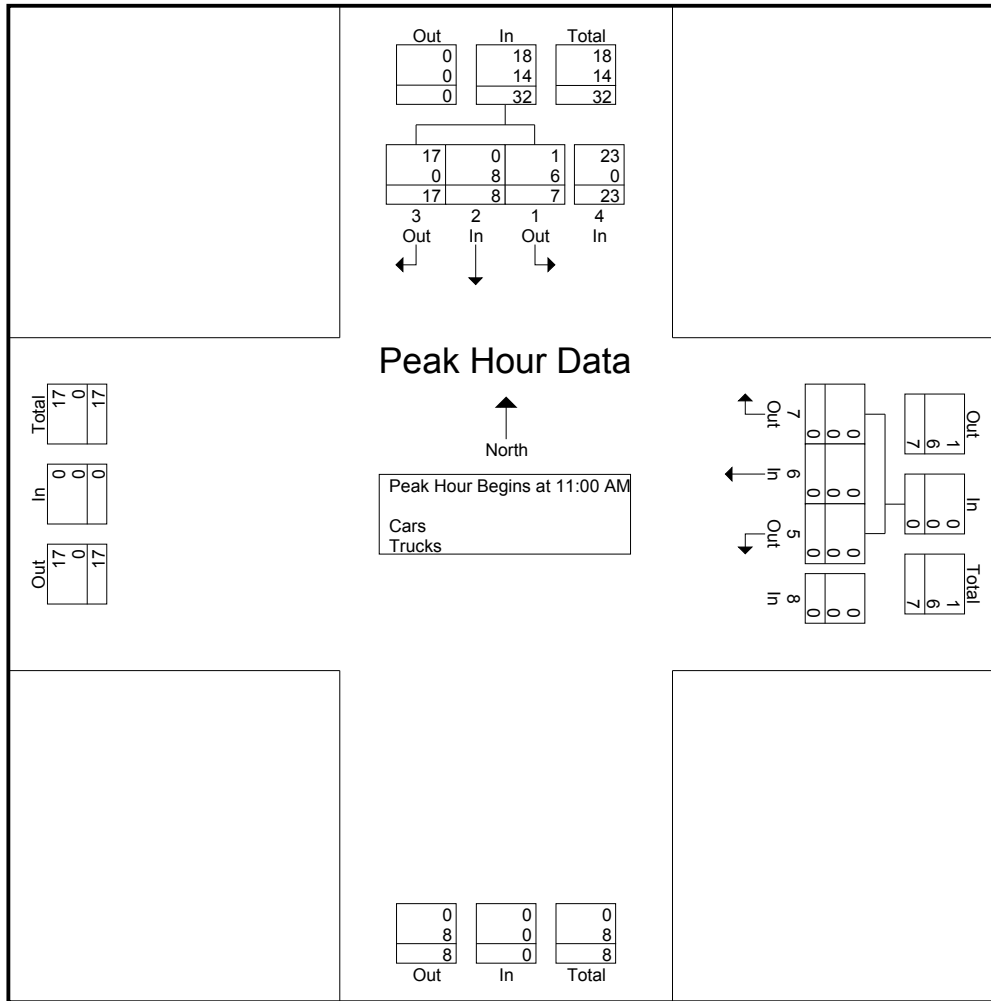
N/S Street : Ins and Outs at Section 'E'
E/W Street: Ames Street
City/State : Cambridge, MA
Weather : Clear



Accurate Counts
978-664-2565

File Name : lg03800e
Site Code : LG03800E
Start Date : 5/15/2013
Page No : 2

N/S Street : Ins and Outs at Section 'E'
E/W Street: Ames Street
City/State : Cambridge, MA
Weather : Clear



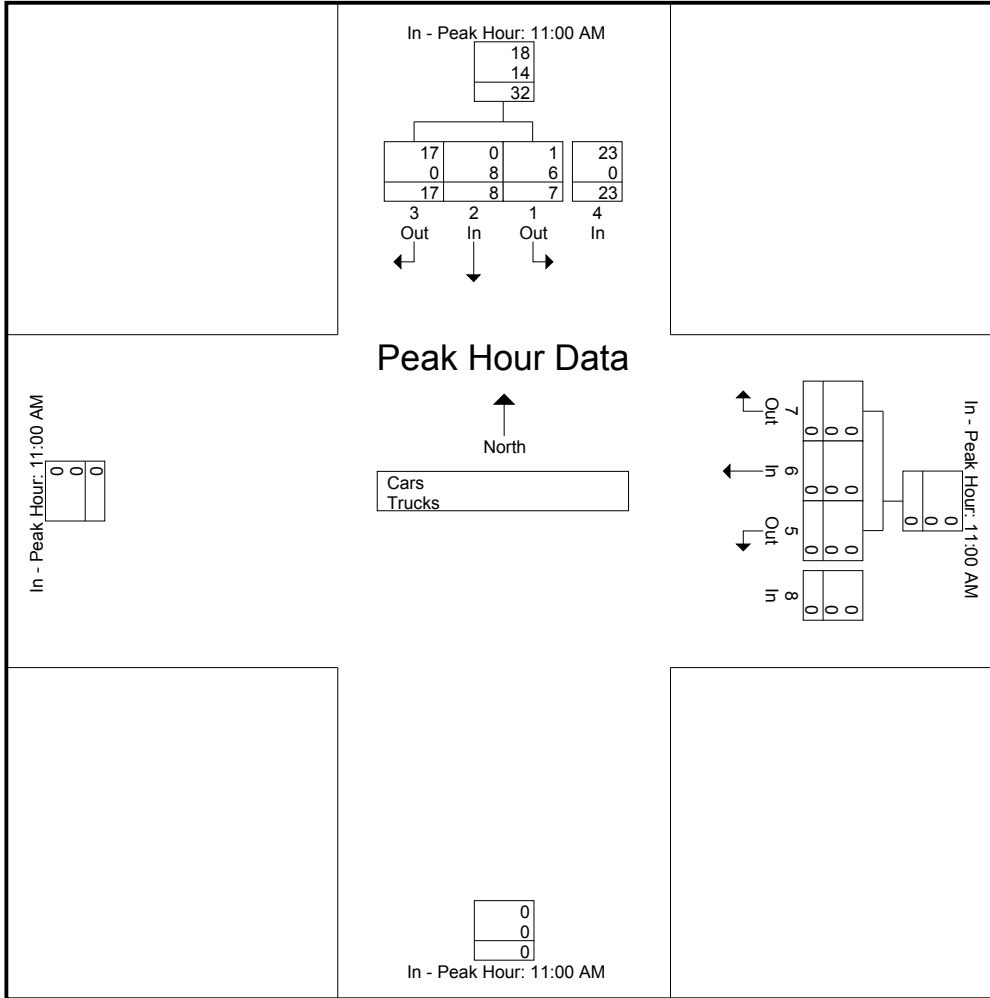
Peak Hour Analysis From 11:00 AM to 12:45 PM - Peak 1 of 1
Peak Hour for Each Approach Begins at:

	11:00 AM					11:00 AM					11:00 AM	11:00 AM
+0 mins.	2	1	7	4	14	0	0	0	0	0	0	0
+15 mins.	1	3	3	7	14	0	0	0	0	0	0	0
+30 mins.	4	2	6	8	20	0	0	0	0	0	0	0
+45 mins.	0	2	1	4	7	0	0	0	0	0	0	0
Total Volume	7	8	17	23	55	0	0	0	0	0	0	0
% App. Total	12.7	14.5	30.9	41.8		0	0	0	0	0		
PHF	.438	.667	.607	.719	.688	.000	.000	.000	.000	.000	.000	.000
Cars	1	0	17	23	41	0	0	0	0	0	0	0
% Cars	14.3	0	100	100	74.5	0	0	0	0	0	0	0
Trucks	6	8	0	0	14	0	0	0	0	0	0	0
% Trucks	85.7	100	0	0	25.5	0	0	0	0	0	0	0

Accurate Counts
978-664-2565

N/S Street : Ins and Outs at Section 'E'
E/W Street: Ames Street
City/State : Cambridge, MA
Weather : Clear

File Name : lg03800e
Site Code : LG03800E
Start Date : 5/15/2013
Page No : 3



Accurate Counts
978-664-2565

N/S Street : Ins and Outs at Section 'E'
E/W Street: Ames Street
City/State : Cambridge, MA
Weather : Clear

File Name : lg03800e
Site Code : LG03800E
Start Date : 5/15/2013
Page No : 1

Groups Printed- Cars

Start Time	From North				From East				Int. Total
	1 Out	2 In	3 Out	4 In	5 Out	6 In	7 Out	8 In	
11:00 AM	0	0	7	4	0	0	0	0	11
11:15 AM	0	0	3	7	0	0	0	0	10
11:30 AM	1	0	6	8	0	0	0	0	15
11:45 AM	0	0	1	4	0	0	0	0	5
Total	1	0	17	23	0	0	0	0	41
12:00 PM	0	1	4	4	0	0	0	0	9
12:15 PM	0	0	1	1	0	0	0	0	2
12:30 PM	1	1	3	5	0	0	0	0	10
12:45 PM	0	0	2	1	0	0	0	0	3
Total	1	2	10	11	0	0	0	0	24
Grand Total	2	2	27	34	0	0	0	0	65
Apprch %	3.1	3.1	41.5	52.3	0	0	0	0	
Total %	3.1	3.1	41.5	52.3	0	0	0	0	

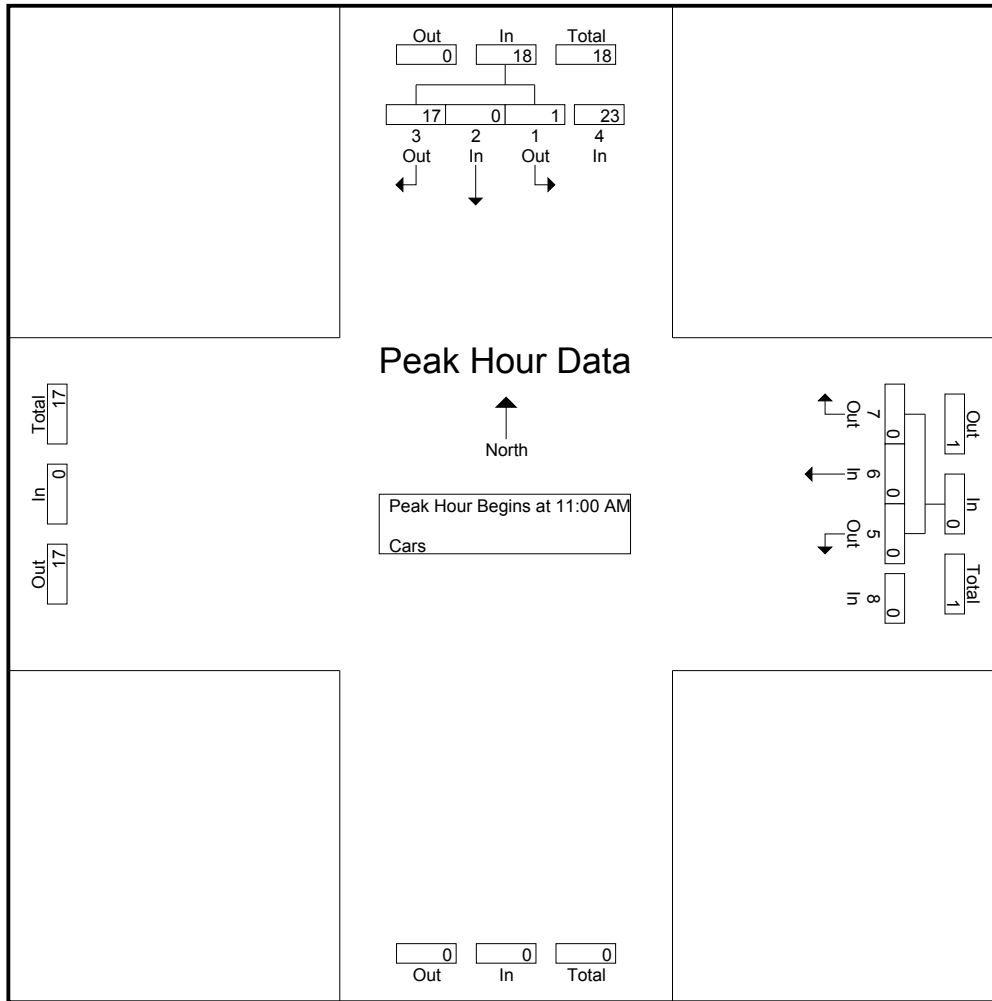
Start Time	From North					From East					From South	From West	Int. Total
	1 Out	2 In	3 Out	4 In	App. Total	5 Out	6 In	7 Out	8 In	App. Total	App. Total	App. Total	
11:00 AM	0	0	7	4	11	0	0	0	0	0	0	0	11
11:15 AM	0	0	3	7	10	0	0	0	0	0	0	0	10
11:30 AM	1	0	6	8	15	0	0	0	0	0	0	0	15
11:45 AM	0	0	1	4	5	0	0	0	0	0	0	0	5
Total Volume	1	0	17	23	41	0	0	0	0	0	0	0	41
% App. Total	2.4	0	41.5	56.1		0	0	0	0				
PHF	.250	.000	.607	.719	.683	.000	.000	.000	.000	.000	.000	.000	.683

Peak Hour Analysis From 11:00 AM to 12:45 PM - Peak 1 of 1
Peak Hour for Entire Intersection Begins at 11:00 AM

Accurate Counts
978-664-2565

N/S Street : Ins and Outs at Section 'E'
E/W Street: Ames Street
City/State : Cambridge, MA
Weather : Clear

File Name : lg03800e
Site Code : LG03800E
Start Date : 5/15/2013
Page No : 2



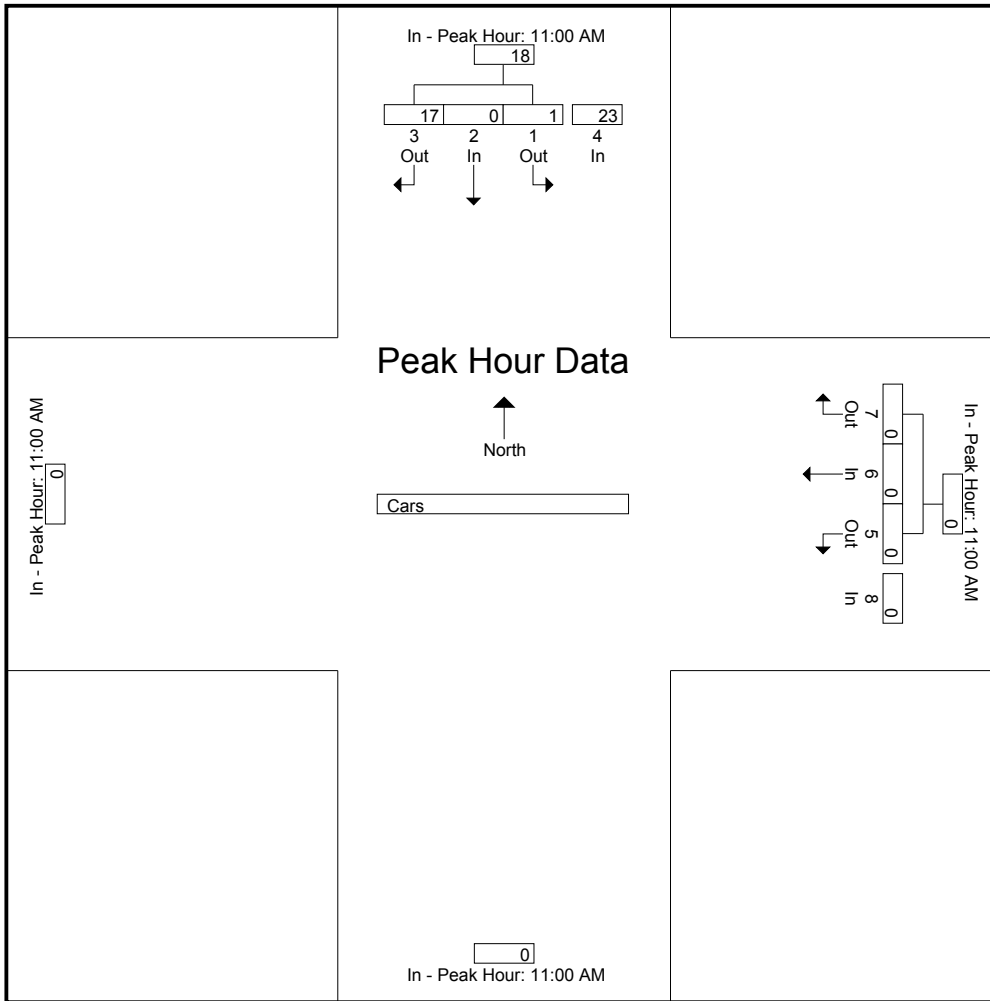
Peak Hour Analysis From 11:00 AM to 12:45 PM - Peak 1 of 1
Peak Hour for Each Approach Begins at:

	11:00 AM					11:00 AM					11:00 AM	11:00 AM
+0 mins.	0	0	7	4	11	0	0	0	0	0	0	0
+15 mins.	0	0	3	7	10	0	0	0	0	0	0	0
+30 mins.	1	0	6	8	15	0	0	0	0	0	0	0
+45 mins.	0	0	1	4	5	0	0	0	0	0	0	0
Total Volume	1	0	17	23	41	0	0	0	0	0	0	0
% App. Total	2.4	0	41.5	56.1		0	0	0	0			
PHF	.250	.000	.607	.719	.683	.000	.000	.000	.000	.000	.000	.000

Accurate Counts
978-664-2565

N/S Street : Ins and Outs at Section 'E'
E/W Street: Ames Street
City/State : Cambridge, MA
Weather : Clear

File Name : lg03800e
Site Code : LG03800E
Start Date : 5/15/2013
Page No : 3



Accurate Counts
978-664-2565

N/S Street : Ins and Outs at Section 'E'
E/W Street: Ames Street
City/State : Cambridge, MA
Weather : Clear

File Name : lg03800e
Site Code : LG03800E
Start Date : 5/15/2013
Page No : 1

Groups Printed- Trucks

Start Time	From North				From East				Int. Total
	1 Out	2 In	3 Out	4 In	5 Out	6 In	7 Out	8 In	
11:00 AM	2	1	0	0	0	0	0	0	3
11:15 AM	1	3	0	0	0	0	0	0	4
11:30 AM	3	2	0	0	0	0	0	0	5
11:45 AM	0	2	0	0	0	0	0	0	2
Total	6	8	0	0	0	0	0	0	14
12:00 PM	3	2	0	0	0	0	0	0	5
12:15 PM	0	1	0	0	0	0	0	0	1
12:30 PM	3	2	0	0	0	0	0	0	5
12:45 PM	0	1	0	0	0	0	0	0	1
Total	6	6	0	0	0	0	0	0	12
Grand Total	12	14	0	0	0	0	0	0	26
Apprch %	46.2	53.8	0	0	0	0	0	0	
Total %	46.2	53.8	0	0	0	0	0	0	

Start Time	From North					From East					From South	From West	Int. Total
	1 Out	2 In	3 Out	4 In	App. Total	5 Out	6 In	7 Out	8 In	App. Total	App. Total	App. Total	
11:15 AM	1	3	0	0	4	0	0	0	0	0	0	0	4
11:30 AM	3	2	0	0	5	0	0	0	0	0	0	0	5
11:45 AM	0	2	0	0	2	0	0	0	0	0	0	0	2
12:00 PM	3	2	0	0	5	0	0	0	0	0	0	0	5
Total Volume	7	9	0	0	16	0	0	0	0	0	0	0	16
% App. Total	43.8	56.2	0	0		0	0	0	0				
PHF	.583	.750	.000	.000	.800	.000	.000	.000	.000	.000	.000	.000	.800

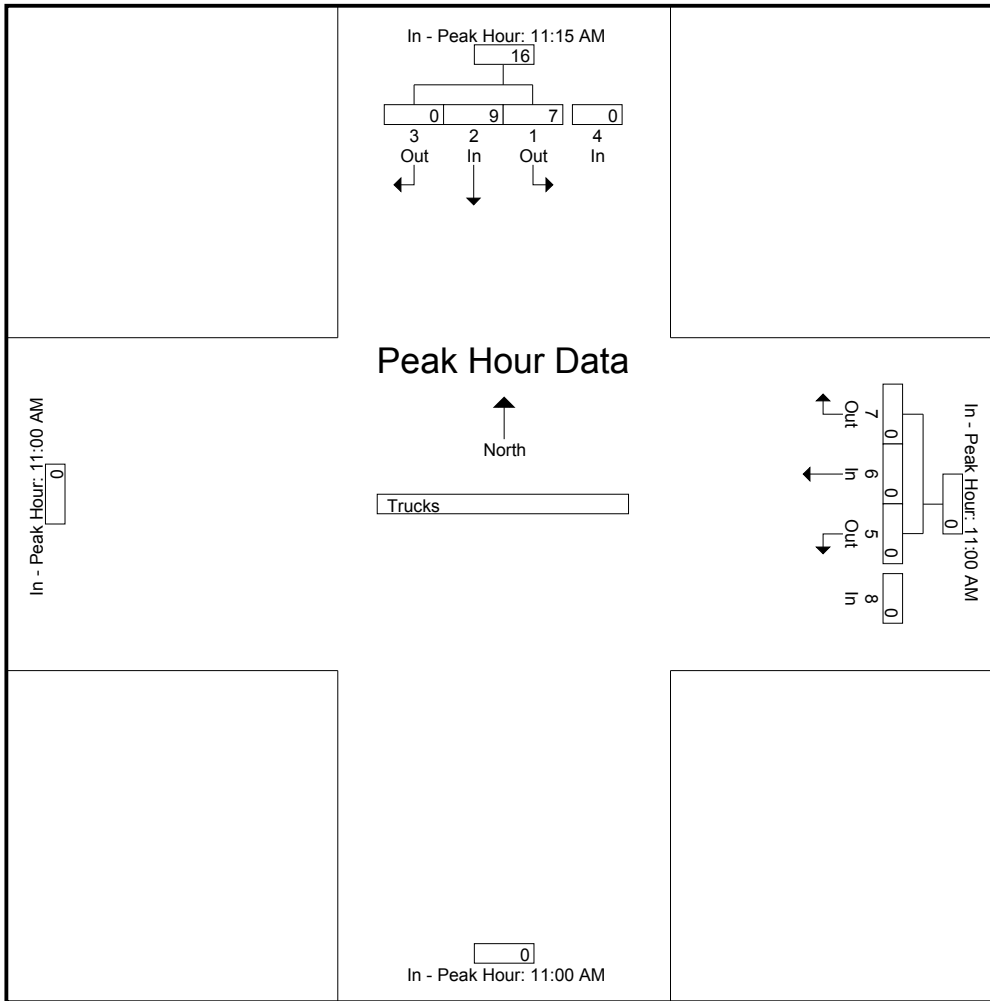
Peak Hour Analysis From 11:00 AM to 12:45 PM - Peak 1 of 1

Peak Hour for Entire Intersection Begins at 11:15 AM

Accurate Counts
978-664-2565

File Name : lg03800e
Site Code : LG03800E
Start Date : 5/15/2013
Page No : 3

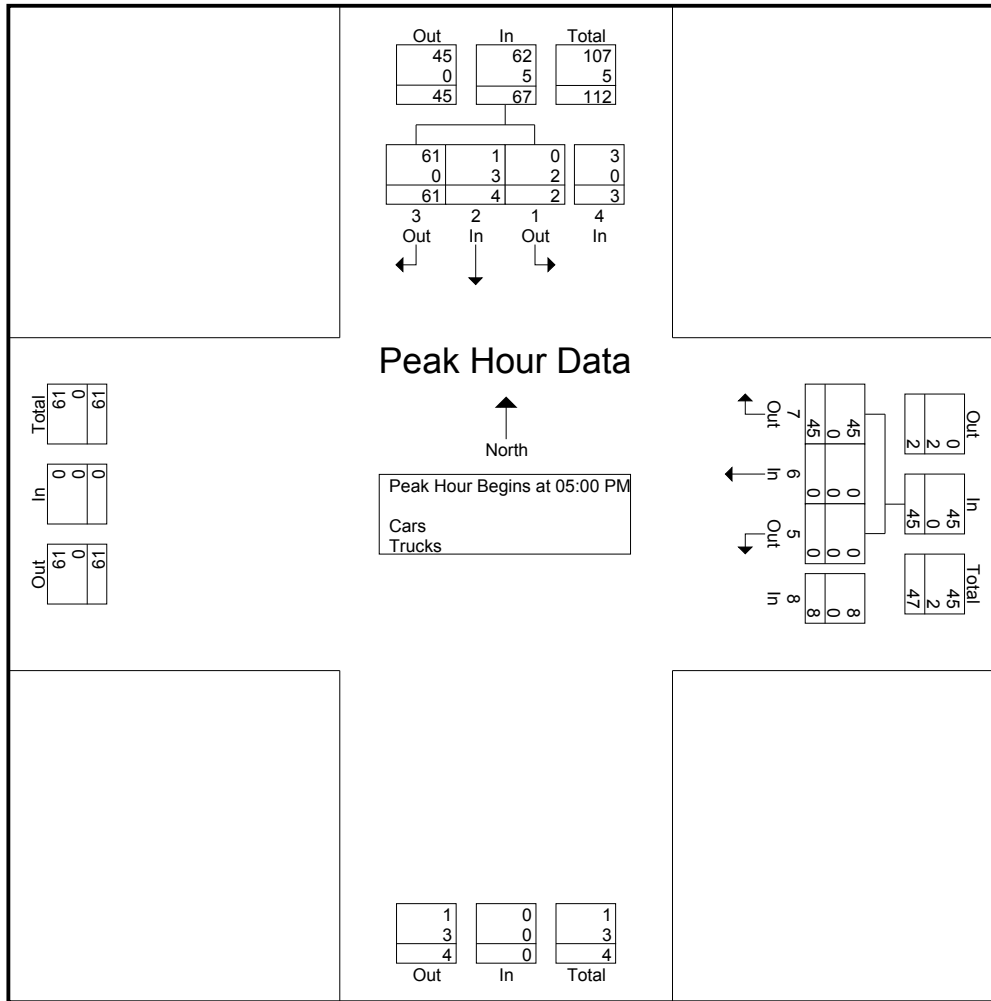
N/S Street : Ins and Outs at Section 'E'
E/W Street: Ames Street
City/State : Cambridge, MA
Weather : Clear



Accurate Counts
978-664-2565

File Name : lg03800e
Site Code : LG03800E
Start Date : 5/15/2013
Page No : 2

N/S Street : Ins and Outs at Section 'E'
E/W Street: Ames Street
City/State : Cambridge, MA
Weather : Clear



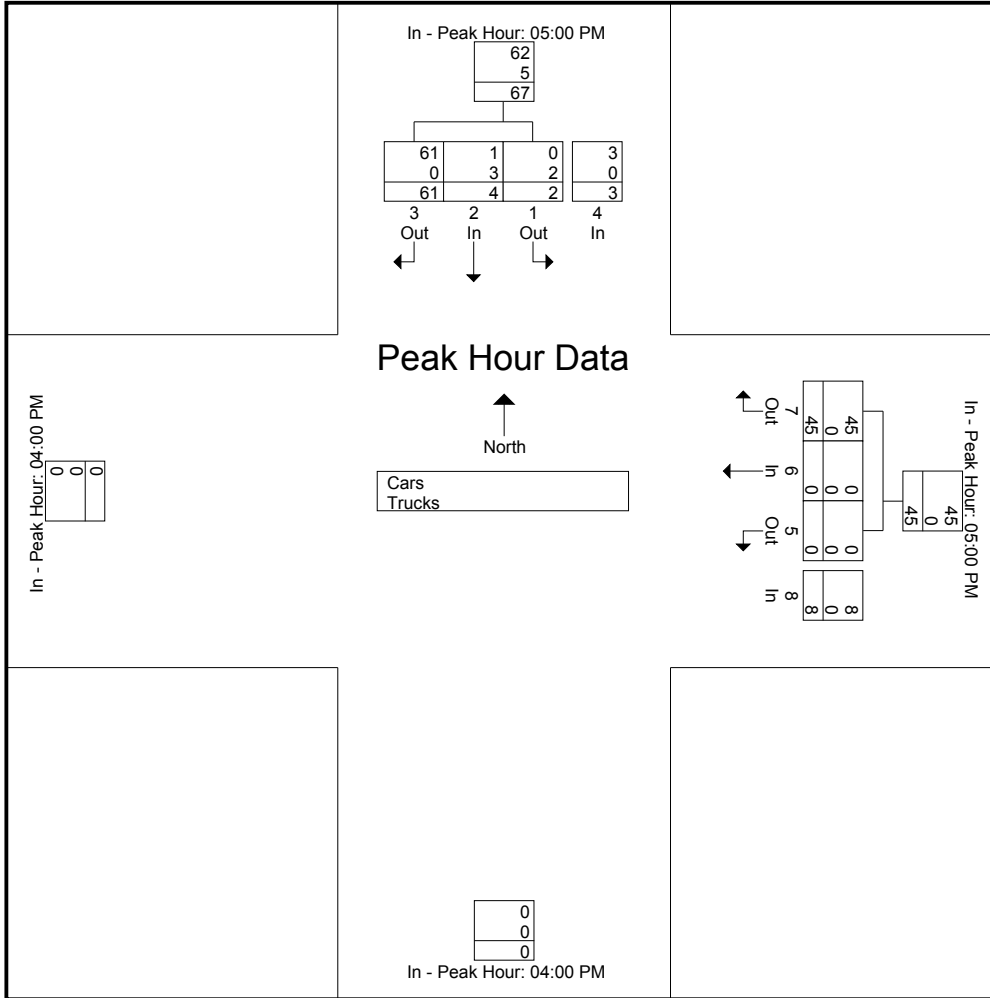
Peak Hour Analysis From 04:00 PM to 05:45 PM - Peak 1 of 1
Peak Hour for Each Approach Begins at:

	05:00 PM					05:00 PM					04:00 PM		04:00 PM	
+0 mins.	1	2	12	0	15	0	0	14	2	16	0	0	0	0
+15 mins.	0	1	16	2	19	0	0	9	2	11	0	0	0	0
+30 mins.	1	1	22	0	24	0	0	14	1	15	0	0	0	0
+45 mins.	0	0	11	1	12	0	0	8	3	11	0	0	0	0
Total Volume	2	4	61	3	70	0	0	45	8	53	0	0	0	0
% App. Total	2.9	5.7	87.1	4.3	.729	.000	.000	.849	.151	.828	.000	.000	.000	.000
PHF	.500	.500	.693	.375	.729	.000	.000	.804	.667	.828	.000	.000	.000	.000
Cars	0	1	61	3	65	0	0	45	8	53	0	0	0	0
% Cars	0	25	100	100	92.9	0	0	100	100	100	0	0	0	0
Trucks	2	3	0	0	5	0	0	0	0	0	0	0	0	0
% Trucks	100	75	0	0	7.1	0	0	0	0	0	0	0	0	0

Accurate Counts
978-664-2565

File Name : lg03800e
Site Code : LG03800E
Start Date : 5/15/2013
Page No : 3

N/S Street : Ins and Outs at Section 'E'
E/W Street: Ames Street
City/State : Cambridge, MA
Weather : Clear



Accurate Counts
978-664-2565

N/S Street : Ins and Outs at Section 'E'
E/W Street: Ames Street
City/State : Cambridge, MA
Weather : Clear

File Name : lg03800e
Site Code : LG03800E
Start Date : 5/15/2013
Page No : 1

Groups Printed- Cars

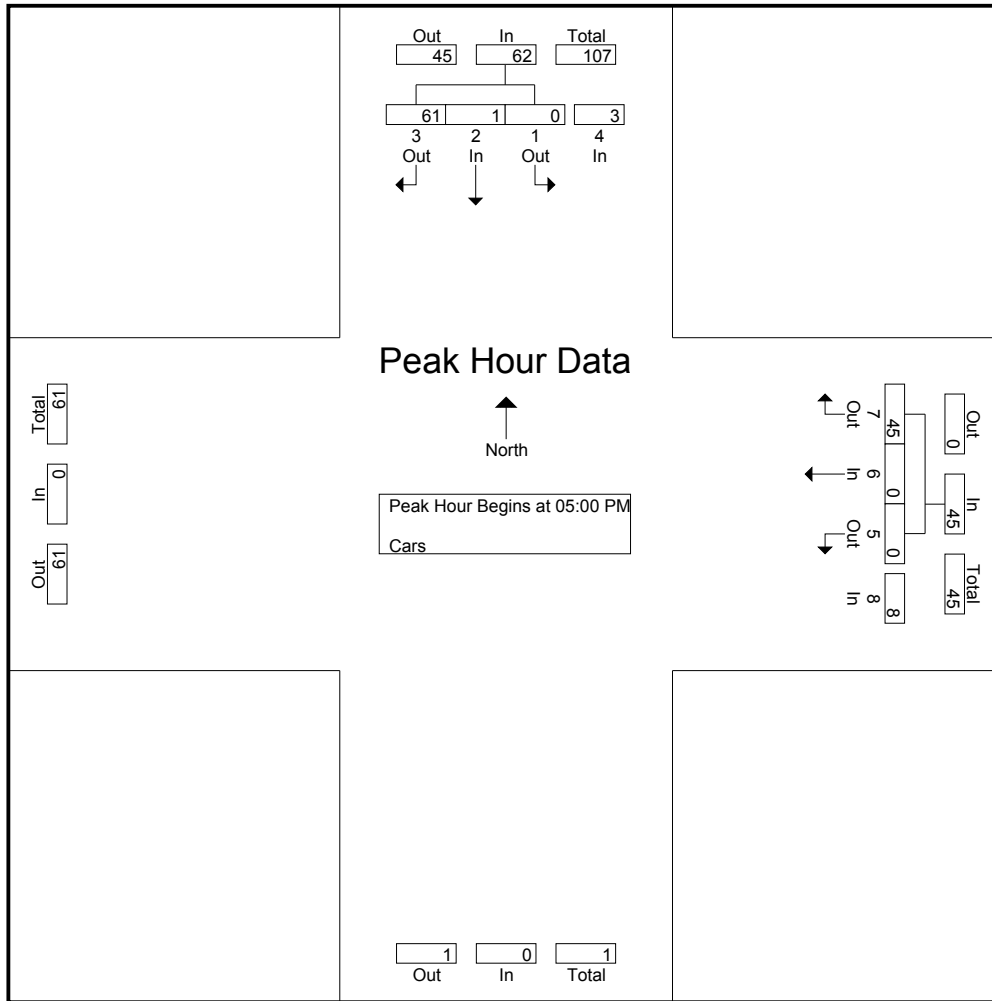
Start Time	From North				From East				Int. Total
	1 Out	2 In	3 Out	4 In	5 Out	6 In	7 Out	8 In	
04:00 PM	0	0	17	1	0	0	2	2	22
04:15 PM	1	0	9	1	0	0	4	2	17
04:30 PM	0	0	12	0	0	0	10	2	24
04:45 PM	0	1	7	0	0	0	9	1	18
Total	1	1	45	2	0	0	25	7	81
05:00 PM	0	1	12	0	0	0	14	2	29
05:15 PM	0	0	16	2	0	0	9	2	29
05:30 PM	0	0	22	0	0	0	14	1	37
05:45 PM	0	0	11	1	0	0	8	3	23
Total	0	1	61	3	0	0	45	8	118
Grand Total	1	2	106	5	0	0	70	15	199
Apprch %	0.9	1.8	93	4.4	0	0	82.4	17.6	
Total %	0.5	1	53.3	2.5	0	0	35.2	7.5	

Start Time	From North					From East					From South	From West	Int. Total
	1 Out	2 In	3 Out	4 In	App. Total	5 Out	6 In	7 Out	8 In	App. Total	App. Total	App. Total	
04:00 PM to 05:45 PM - Peak 1 of 1													
05:00 PM	0	1	12	0	13	0	0	14	2	16	0	0	29
05:15 PM	0	0	16	2	18	0	0	9	2	11	0	0	29
05:30 PM	0	0	22	0	22	0	0	14	1	15	0	0	37
05:45 PM	0	0	11	1	12	0	0	8	3	11	0	0	23
Total Volume	0	1	61	3	65	0	0	45	8	53	0	0	118
% App. Total	0	1.5	93.8	4.6		0	0	84.9	15.1				
PHF	.000	.250	.693	.375	.739	.000	.000	.804	.667	.828	.000	.000	.797

Accurate Counts
978-664-2565

N/S Street : Ins and Outs at Section 'E'
E/W Street: Ames Street
City/State : Cambridge, MA
Weather : Clear

File Name : lg03800e
Site Code : LG03800E
Start Date : 5/15/2013
Page No : 2



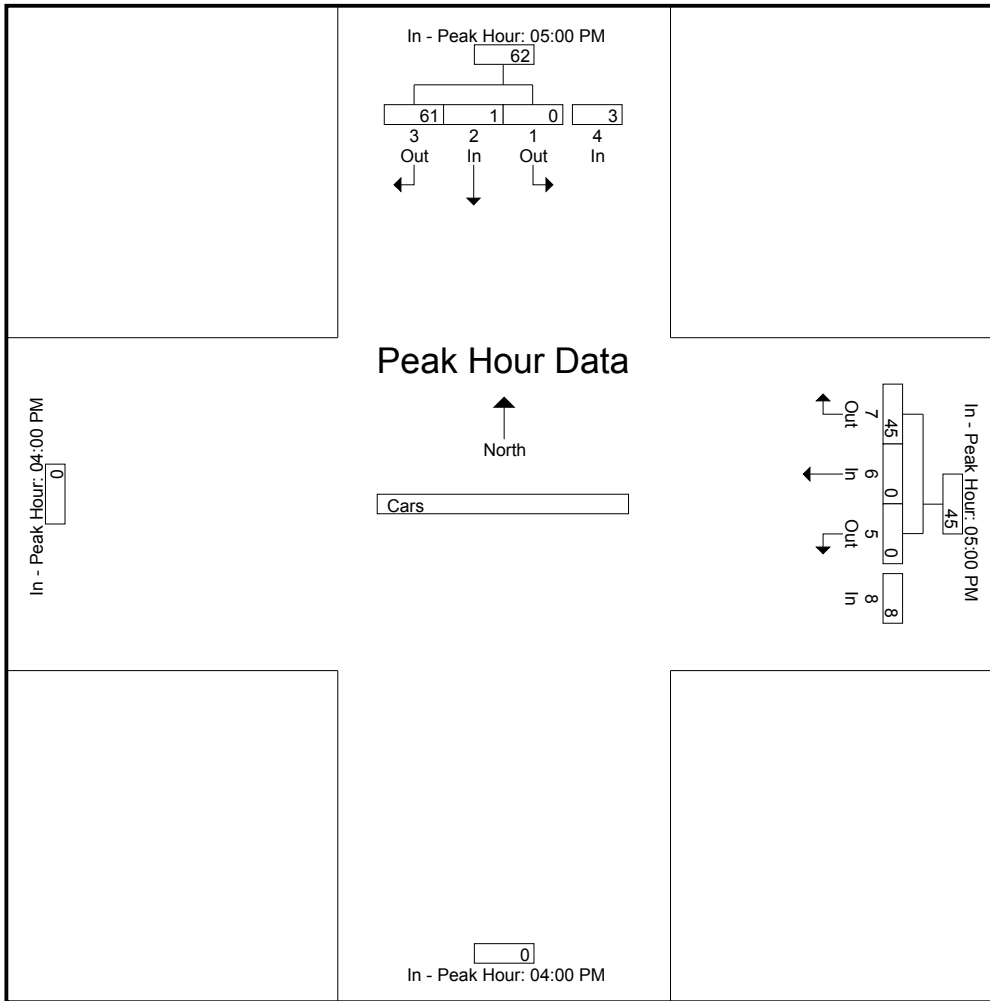
Peak Hour Analysis From 04:00 PM to 05:45 PM - Peak 1 of 1
Peak Hour for Each Approach Begins at:

	05:00 PM					05:00 PM					04:00 PM		04:00 PM	
+0 mins.	0	1	12	0	13	0	0	14	2	16	0	0	0	0
+15 mins.	0	0	16	2	18	0	0	9	2	11	0	0	0	0
+30 mins.	0	0	22	0	22	0	0	14	1	15	0	0	0	0
+45 mins.	0	0	11	1	12	0	0	8	3	11	0	0	0	0
Total Volume	0	1	61	3	65	0	0	45	8	53	0	0	0	0
% App. Total	0	1.5	93.8	4.6		0	0	84.9	15.1					
PHF	.000	.250	.693	.375	.739	.000	.000	.804	.667	.828	.000	.000		

Accurate Counts
978-664-2565

N/S Street : Ins and Outs at Section 'E'
E/W Street: Ames Street
City/State : Cambridge, MA
Weather : Clear

File Name : lg03800e
Site Code : LG03800E
Start Date : 5/15/2013
Page No : 3



Accurate Counts
978-664-2565

N/S Street : Ins and Outs at Section 'E'
E/W Street: Ames Street
City/State : Cambridge, MA
Weather : Clear

File Name : lg03800e
Site Code : LG03800E
Start Date : 5/15/2013
Page No : 1

Groups Printed- Trucks

Start Time	From North				From East				Int. Total
	1 Out	2 In	3 Out	4 In	5 Out	6 In	7 Out	8 In	
04:00 PM	1	2	0	0	0	0	0	0	3
04:15 PM	2	0	0	0	0	0	0	0	2
04:30 PM	0	1	0	0	0	0	0	0	1
04:45 PM	0	0	0	0	0	0	0	0	0
Total	3	3	0	0	0	0	0	0	6
05:00 PM	1	1	0	0	0	0	0	0	2
05:15 PM	0	1	0	0	0	0	0	0	1
05:30 PM	1	1	0	0	0	0	0	0	2
05:45 PM	0	0	0	0	0	0	0	0	0
Total	2	3	0	0	0	0	0	0	5
Grand Total	5	6	0	0	0	0	0	0	11
Apprch %	45.5	54.5	0	0	0	0	0	0	
Total %	45.5	54.5	0	0	0	0	0	0	

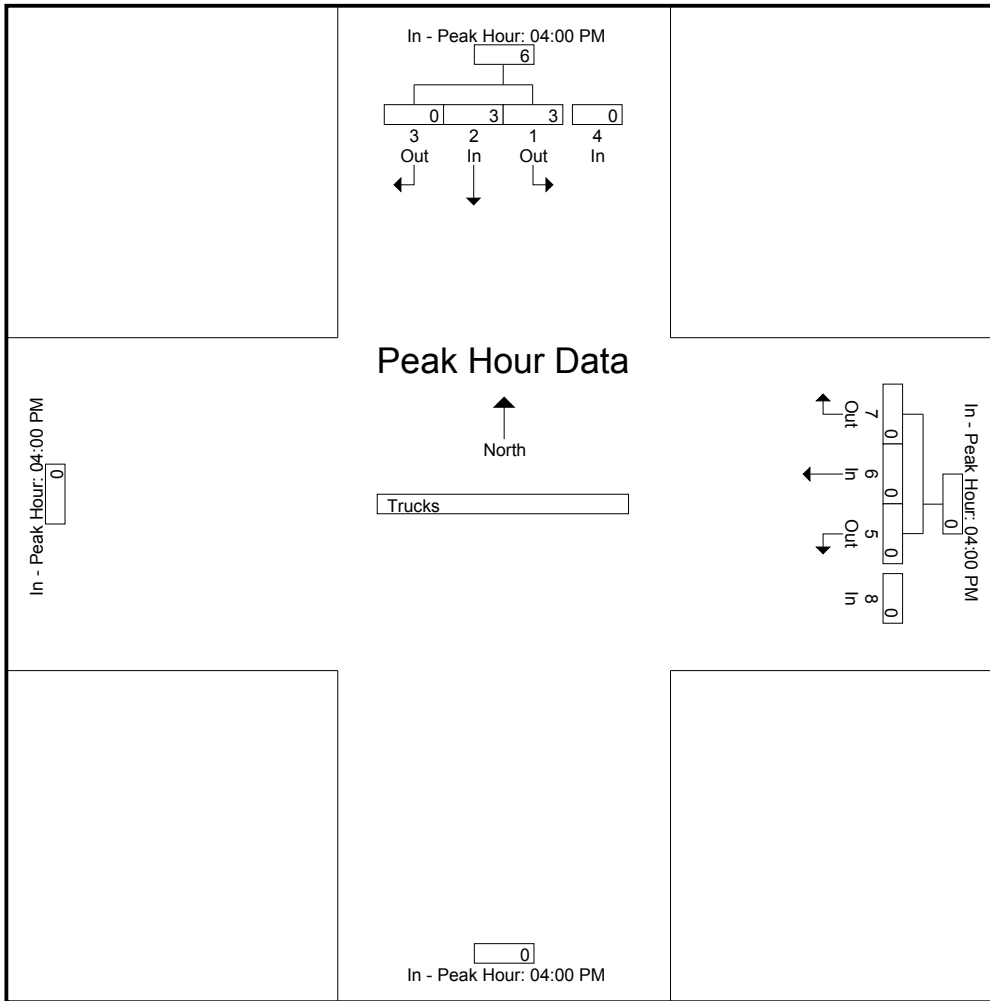
Start Time	From North					From East					From South	From West	Int. Total
	1 Out	2 In	3 Out	4 In	App. Total	5 Out	6 In	7 Out	8 In	App. Total	App. Total	App. Total	
04:00 PM	1	2	0	0	3	0	0	0	0	0	0	0	3
04:15 PM	2	0	0	0	2	0	0	0	0	0	0	0	2
04:30 PM	0	1	0	0	1	0	0	0	0	0	0	0	1
04:45 PM	0	0	0	0	0	0	0	0	0	0	0	0	0
Total Volume	3	3	0	0	6	0	0	0	0	0	0	0	6
% App. Total	50	50	0	0		0	0	0	0				
PHF	.375	.375	.000	.000	.500	.000	.000	.000	.000	.000	.000	.000	.500

Peak Hour Analysis From 04:00 PM to 05:45 PM - Peak 1 of 1
Peak Hour for Entire Intersection Begins at 04:00 PM

Accurate Counts
978-664-2565

N/S Street : Ins and Outs at Section 'E'
E/W Street: Ames Street
City/State : Cambridge, MA
Weather : Clear

File Name : lg03800e
Site Code : LG03800E
Start Date : 5/15/2013
Page No : 3



Accurate Counts
978-664-2565

N/S Street : Ins and Outs at Section 'F'
E/W Street: Broadway
City/State : Cambridge, MA
Weather : Clear

File Name : LG03800F
Site Code : LG03800F
Start Date : 5/15/2013
Page No : 1

Groups Printed- Cars - Trucks

Start Time	From North				From East		Int. Total
	1 Out	2 In	3 Out	4 In	5 In	6 Out	
07:00 AM	1	2	0	2	1	3	9
07:15 AM	3	3	2	4	0	1	13
07:30 AM	4	6	1	7	1	0	19
07:45 AM	5	5	1	5	0	0	16
Total	13	16	4	18	2	4	57
08:00 AM	6	5	1	6	0	4	22
08:15 AM	1	1	0	3	1	1	7
08:30 AM	4	3	0	2	0	0	9
08:45 AM	4	5	0	12	2	2	25
Total	15	14	1	23	3	7	63
Grand Total	28	30	5	41	5	11	120
Apprch %	26.9	28.8	4.8	39.4	31.2	68.8	
Total %	23.3	25	4.2	34.2	4.2	9.2	
Cars	28	30	5	41	2	6	112
% Cars	100	100	100	100	40	54.5	93.3
Trucks	0	0	0	0	3	5	8
% Trucks	0	0	0	0	60	45.5	6.7

Start Time	From North					From East			From South	From West	Int. Total
	1 Out	2 In	3 Out	4 In	App. Total	5 In	6 Out	App. Total	App. Total		

Peak Hour Analysis From 07:00 AM to 08:45 AM - Peak 1 of 1

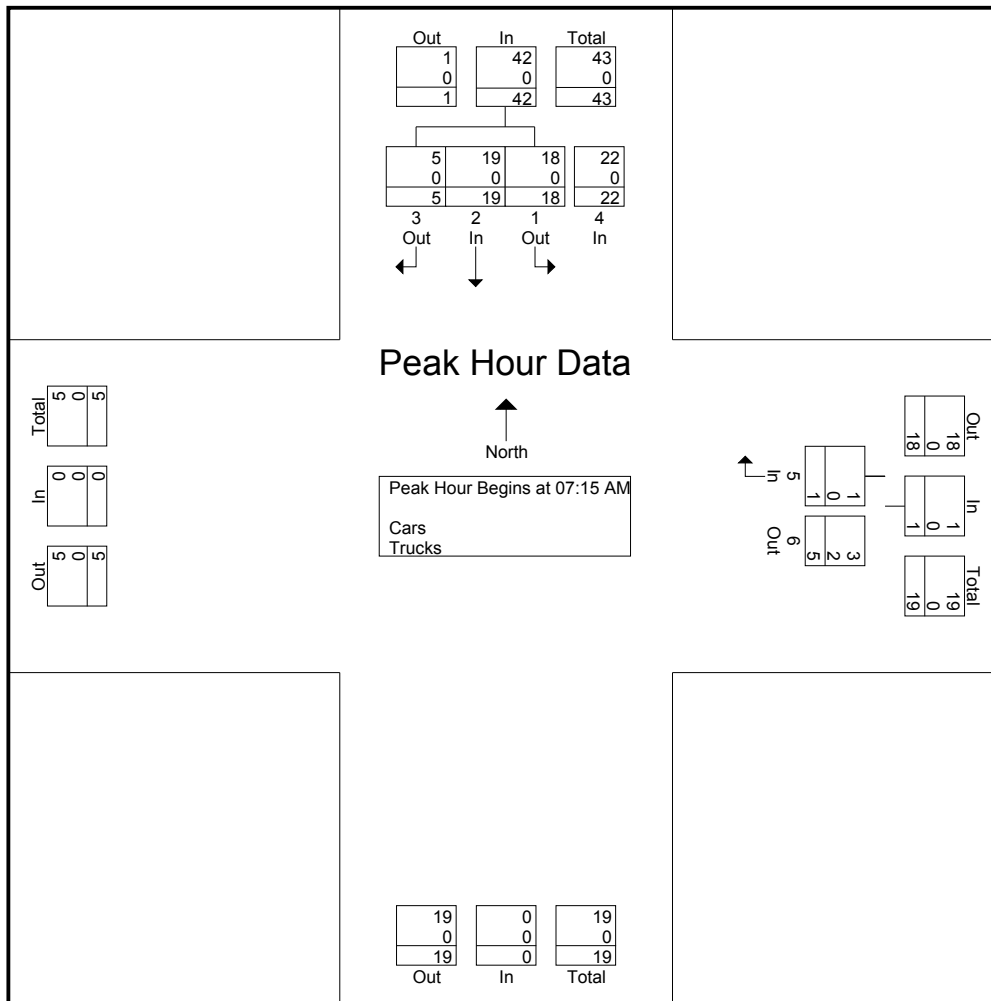
Peak Hour for Entire Intersection Begins at 07:15 AM

07:15 AM	3	3	2	4	12	0	1	1	0	0	13
07:30 AM	4	6	1	7	18	1	0	1	0	0	19
07:45 AM	5	5	1	5	16	0	0	0	0	0	16
08:00 AM	6	5	1	6	18	0	4	4	0	0	22
Total Volume	18	19	5	22	64	1	5	6	0	0	70
% App. Total	28.1	29.7	7.8	34.4		16.7	83.3				
PHF	.750	.792	.625	.786	.889	.250	.313	.375	.000	.000	.795
Cars	18	19	5	22	64	1	3	4	0	0	68
% Cars	100	100	100	100	100	100	60.0	66.7	0	0	97.1
Trucks	0	0	0	0	0	0	2	2	0	0	2
% Trucks	0	0	0	0	0	0	40.0	33.3	0	0	2.9

Accurate Counts
978-664-2565

File Name : LG03800F
Site Code : LG03800F
Start Date : 5/15/2013
Page No : 2

N/S Street : Ins and Outs at Section 'F'
E/W Street: Broadway
City/State : Cambridge, MA
Weather : Clear



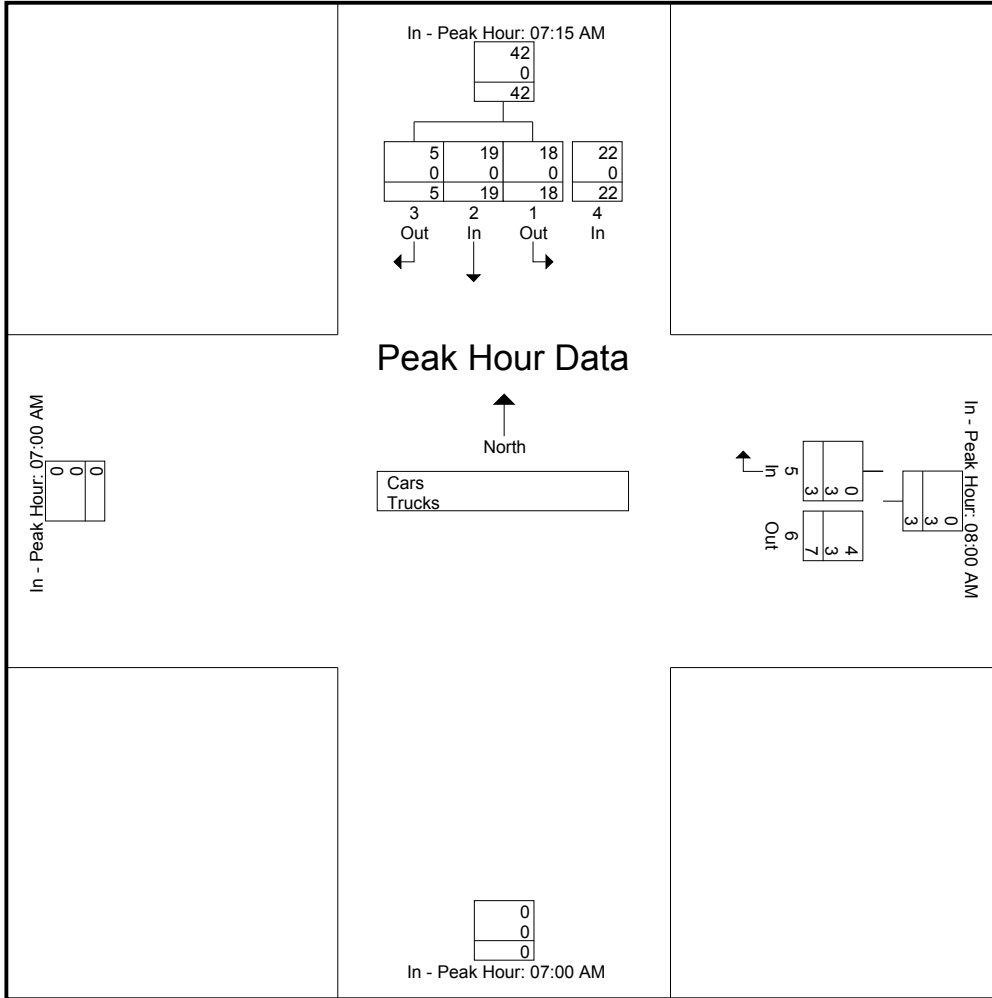
Peak Hour Analysis From 07:00 AM to 08:45 AM - Peak 1 of 1
Peak Hour for Each Approach Begins at:

	07:15 AM					08:00 AM			07:00 AM	07:00 AM
+0 mins.	3	3	2	4	12	0	4	4	0	0
+15 mins.	4	6	1	7	18	1	1	2	0	0
+30 mins.	5	5	1	5	16	0	0	0	0	0
+45 mins.	6	5	1	6	18	2	2	4	0	0
Total Volume	18	19	5	22	64	3	7	10	0	0
% App. Total	28.1	29.7	7.8	34.4		30	70			
PHF	.750	.792	.625	.786	.889	.375	.438	.625	.000	.000
Cars	18	19	5	22	64	0	4	4	0	0
% Cars	100	100	100	100	100	0	57.1	40	0	0
Trucks	0	0	0	0	0	3	3	6	0	0
% Trucks	0	0	0	0	0	100	42.9	60	0	0

Accurate Counts
978-664-2565

N/S Street : Ins and Outs at Section 'F'
E/W Street: Broadway
City/State : Cambridge, MA
Weather : Clear

File Name : LG03800F
Site Code : LG03800F
Start Date : 5/15/2013
Page No : 3



Accurate Counts
978-664-2565

N/S Street : Ins and Outs at Section 'F'
E/W Street: Broadway
City/State : Cambridge, MA
Weather : Clear

File Name : LG03800F
Site Code : LG03800F
Start Date : 5/15/2013
Page No : 1

Groups Printed- Cars

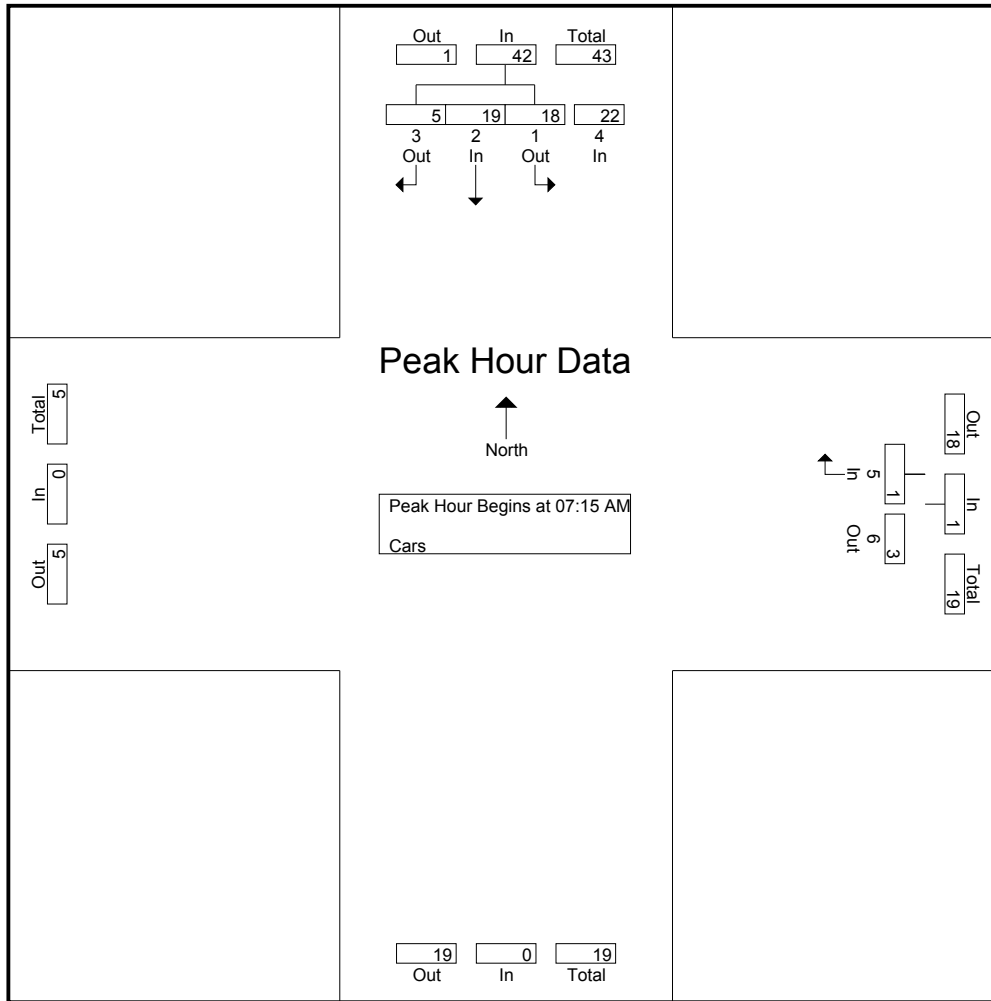
Start Time	From North				From East		Int. Total
	1 Out	2 In	3 Out	4 In	5 In	6 Out	
07:00 AM	1	2	0	2	1	2	8
07:15 AM	3	3	2	4	0	0	12
07:30 AM	4	6	1	7	1	0	19
07:45 AM	5	5	1	5	0	0	16
Total	13	16	4	18	2	2	55
08:00 AM	6	5	1	6	0	3	21
08:15 AM	1	1	0	3	0	1	6
08:30 AM	4	3	0	2	0	0	9
08:45 AM	4	5	0	12	0	0	21
Total	15	14	1	23	0	4	57
Grand Total	28	30	5	41	2	6	112
Apprch %	26.9	28.8	4.8	39.4	25	75	
Total %	25	26.8	4.5	36.6	1.8	5.4	

Start Time	From North				App. Total	From East		App. Total	From South	From West	Int. Total
	1 Out	2 In	3 Out	4 In		5 In	6 Out		App. Total	App. Total	
Peak Hour Analysis From 07:00 AM to 08:45 AM - Peak 1 of 1											
Peak Hour for Entire Intersection Begins at 07:15 AM											
07:15 AM	3	3	2	4	12	0	0	0	0	0	12
07:30 AM	4	6	1	7	18	1	0	1	0	0	19
07:45 AM	5	5	1	5	16	0	0	0	0	0	16
08:00 AM	6	5	1	6	18	0	3	3	0	0	21
Total Volume	18	19	5	22	64	1	3	4	0	0	68
% App. Total	28.1	29.7	7.8	34.4		25	75				
PHF	.750	.792	.625	.786	.889	.250	.250	.333	.000	.000	.810

Accurate Counts
978-664-2565

N/S Street : Ins and Outs at Section 'F'
E/W Street: Broadway
City/State : Cambridge, MA
Weather : Clear

File Name : LG03800F
Site Code : LG03800F
Start Date : 5/15/2013
Page No : 2



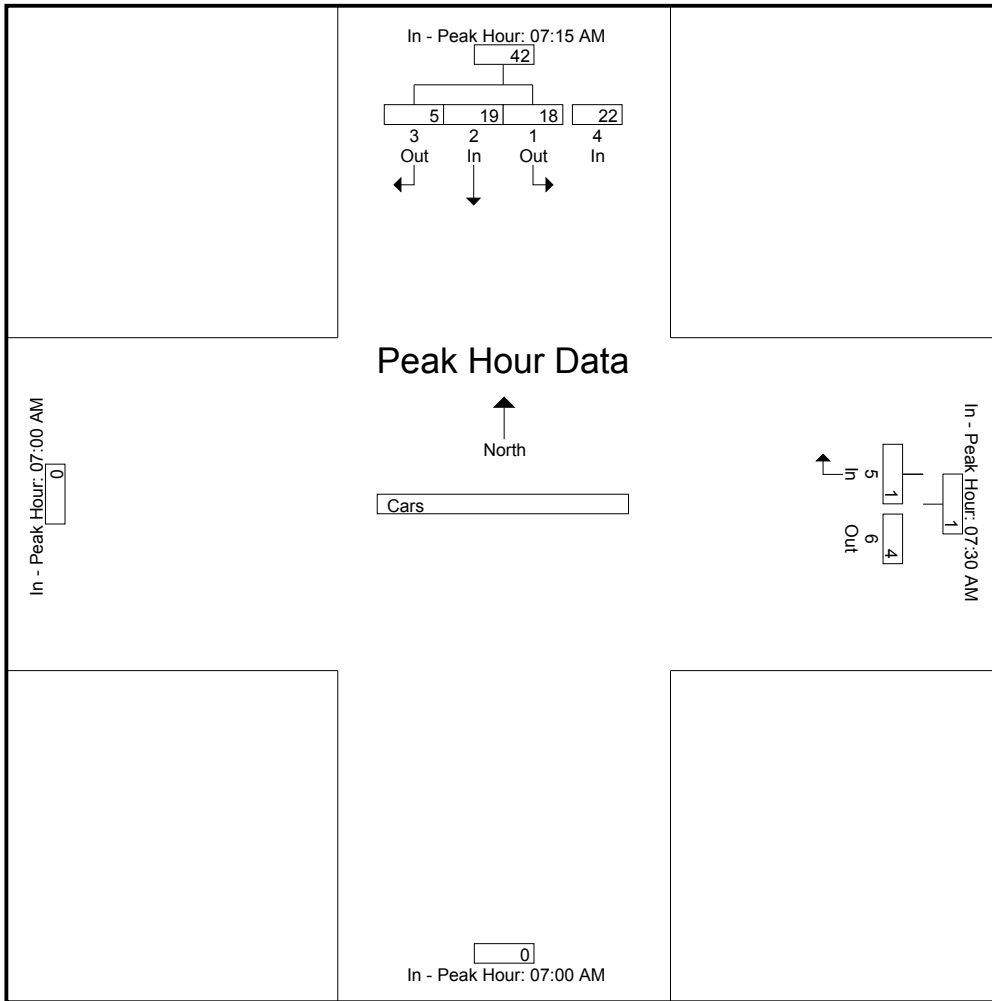
Peak Hour Analysis From 07:00 AM to 08:45 AM - Peak 1 of 1
Peak Hour for Each Approach Begins at:

	07:15 AM					07:30 AM			07:00 AM	07:00 AM
+0 mins.	3	3	2	4	12	1	0	1	0	0
+15 mins.	4	6	1	7	18	0	0	0	0	0
+30 mins.	5	5	1	5	16	0	3	3	0	0
+45 mins.	6	5	1	6	18	0	1	1	0	0
Total Volume	18	19	5	22	64	1	4	5	0	0
% App. Total	28.1	29.7	7.8	34.4		20	80			
PHF	.750	.792	.625	.786	.889	.250	.333	.417	.000	.000

Accurate Counts
978-664-2565

File Name : LG03800F
Site Code : LG03800F
Start Date : 5/15/2013
Page No : 3

N/S Street : Ins and Outs at Section 'F'
E/W Street: Broadway
City/State : Cambridge, MA
Weather : Clear



Accurate Counts
978-664-2565

N/S Street : Ins and Outs at Section 'F'
E/W Street: Broadway
City/State : Cambridge, MA
Weather : Clear

File Name : LG03800F
Site Code : LG03800F
Start Date : 5/15/2013
Page No : 1

Groups Printed- Trucks

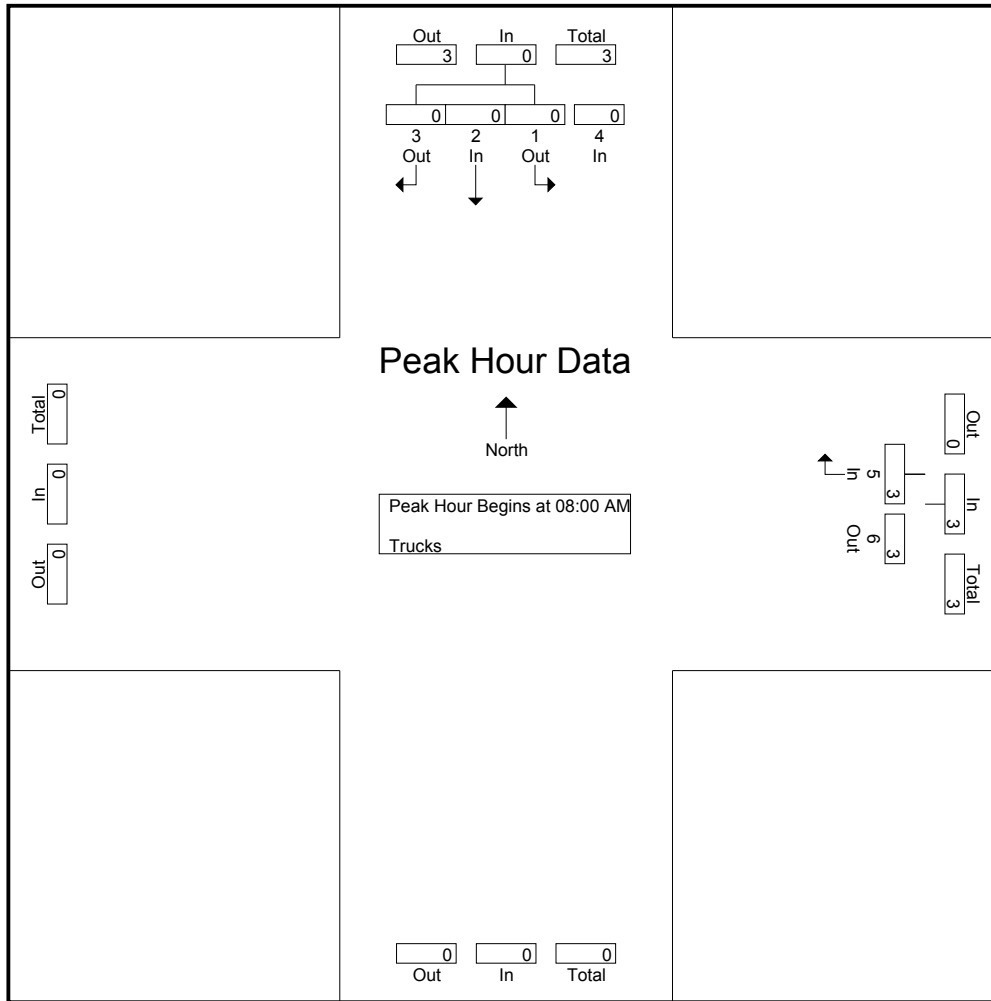
Start Time	From North				From East		Int. Total
	1 Out	2 In	3 Out	4 In	5 In	6 Out	
07:00 AM	0	0	0	0	0	1	1
07:15 AM	0	0	0	0	0	1	1
07:30 AM	0	0	0	0	0	0	0
07:45 AM	0	0	0	0	0	0	0
Total	0	0	0	0	0	2	2
08:00 AM	0	0	0	0	0	1	1
08:15 AM	0	0	0	0	1	0	1
08:30 AM	0	0	0	0	0	0	0
08:45 AM	0	0	0	0	2	2	4
Total	0	0	0	0	3	3	6
Grand Total	0	0	0	0	3	5	8
Apprch %	0	0	0	0	37.5	62.5	
Total %	0	0	0	0	37.5	62.5	

Start Time	From North					From East			From South	From West	Int. Total
	1 Out	2 In	3 Out	4 In	App. Total	5 In	6 Out	App. Total	App. Total		
Peak Hour Analysis From 07:00 AM to 08:45 AM - Peak 1 of 1											
Peak Hour for Entire Intersection Begins at 08:00 AM											
08:00 AM	0	0	0	0	0	0	1	1	0	0	1
08:15 AM	0	0	0	0	0	1	0	1	0	0	1
08:30 AM	0	0	0	0	0	0	0	0	0	0	0
08:45 AM	0	0	0	0	0	2	2	4	0	0	4
Total Volume	0	0	0	0	0	3	3	6	0	0	6
% App. Total	0	0	0	0	0	50	50				
PHF	.000	.000	.000	.000	.000	.375	.375	.375	.000	.000	.375

Accurate Counts
978-664-2565

N/S Street : Ins and Outs at Section 'F'
E/W Street: Broadway
City/State : Cambridge, MA
Weather : Clear

File Name : LG03800F
Site Code : LG03800F
Start Date : 5/15/2013
Page No : 2



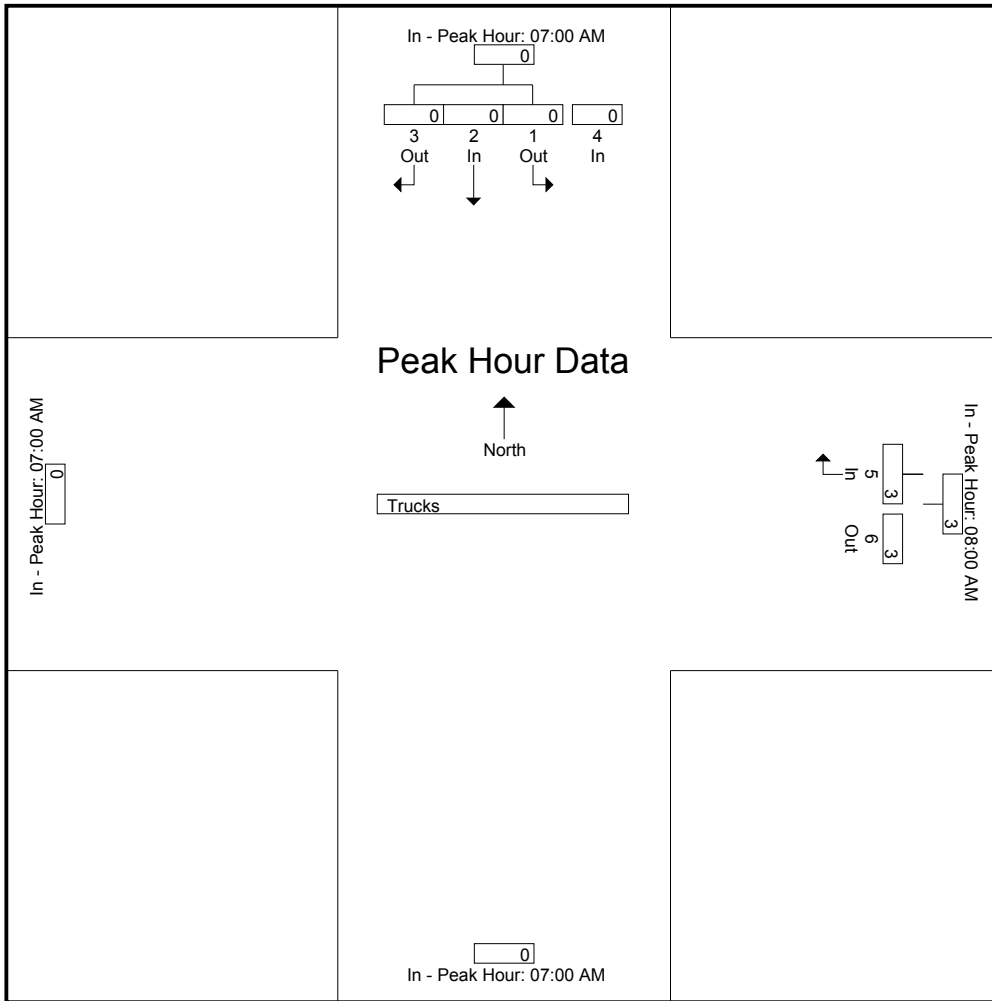
Peak Hour Analysis From 07:00 AM to 08:45 AM - Peak 1 of 1
Peak Hour for Each Approach Begins at:

	07:00 AM					08:00 AM			07:00 AM	07:00 AM
+0 mins.	0	0	0	0	0	0	1	1	0	0
+15 mins.	0	0	0	0	0	1	0	1	0	0
+30 mins.	0	0	0	0	0	0	0	0	0	0
+45 mins.	0	0	0	0	0	2	2	4	0	0
Total Volume	0	0	0	0	0	3	3	6	0	0
% App. Total	0	0	0	0	0	50	50			
PHF	.000	.000	.000	.000	.000	.375	.375	.375	.000	.000

Accurate Counts
978-664-2565

N/S Street : Ins and Outs at Section 'F'
E/W Street: Broadway
City/State : Cambridge, MA
Weather : Clear

File Name : LG03800F
Site Code : LG03800F
Start Date : 5/15/2013
Page No : 3



Accurate Counts
978-664-2565

N/S Street : Ins and Outs at Section 'F'
E/W Street: Broadway
City/State : Cambridge, MA
Weather : Clear

File Name : LG03800F
Site Code : LG03800F
Start Date : 5/15/2013
Page No : 1

Groups Printed- Cars - Trucks

Start Time	From North				From East		Int. Total
	1 Out	2 In	3 Out	4 In	5 In	6 Out	
11:00 AM	4	5	0	9	2	2	22
11:15 AM	8	7	1	7	1	2	26
11:30 AM	7	8	0	2	2	2	21
11:45 AM	4	5	1	2	0	2	14
Total	23	25	2	20	5	8	83
12:00 PM	7	2	3	2	2	1	17
12:15 PM	1	1	1	7	0	0	10
12:30 PM	6	7	1	4	0	2	20
12:45 PM	4	6	2	4	1	1	18
Total	18	16	7	17	3	4	65
Grand Total	41	41	9	37	8	12	148
Apprch %	32	32	7	28.9	40	60	
Total %	27.7	27.7	6.1	25	5.4	8.1	
Cars	41	41	9	37	2	6	136
% Cars	100	100	100	100	25	50	91.9
Trucks	0	0	0	0	6	6	12
% Trucks	0	0	0	0	75	50	8.1

Start Time	From North					From East			From South	From West	Int. Total
	1 Out	2 In	3 Out	4 In	App. Total	5 In	6 Out	App. Total	App. Total		

Peak Hour Analysis From 11:00 AM to 12:45 PM - Peak 1 of 1

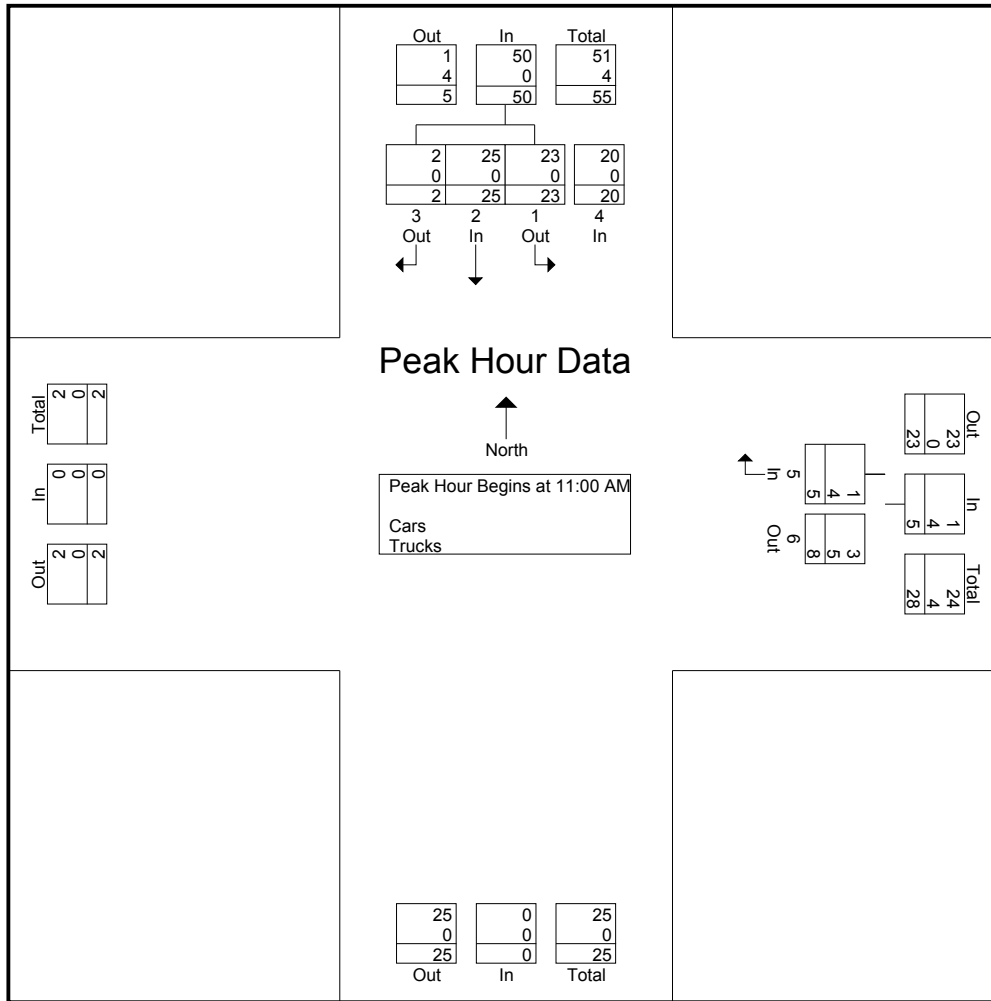
Peak Hour for Entire Intersection Begins at 11:00 AM

11:00 AM	4	5	0	9	18	2	2	4	0	0	22
11:15 AM	8	7	1	7	23	1	2	3	0	0	26
11:30 AM	7	8	0	2	17	2	2	4	0	0	21
11:45 AM	4	5	1	2	12	0	2	2	0	0	14
Total Volume	23	25	2	20	70	5	8	13	0	0	83
% App. Total	32.9	35.7	2.9	28.6		38.5	61.5				
PHF	.719	.781	.500	.556	.761	.625	1.00	.813	.000	.000	.798
Cars	23	25	2	20	70	1	3	4	0	0	74
% Cars	100	100	100	100	100	20.0	37.5	30.8	0	0	89.2
Trucks	0	0	0	0	0	4	5	9	0	0	9
% Trucks	0	0	0	0	0	80.0	62.5	69.2	0	0	10.8

Accurate Counts
978-664-2565

N/S Street : Ins and Outs at Section 'F'
E/W Street: Broadway
City/State : Cambridge, MA
Weather : Clear

File Name : LG03800F
Site Code : LG03800F
Start Date : 5/15/2013
Page No : 2



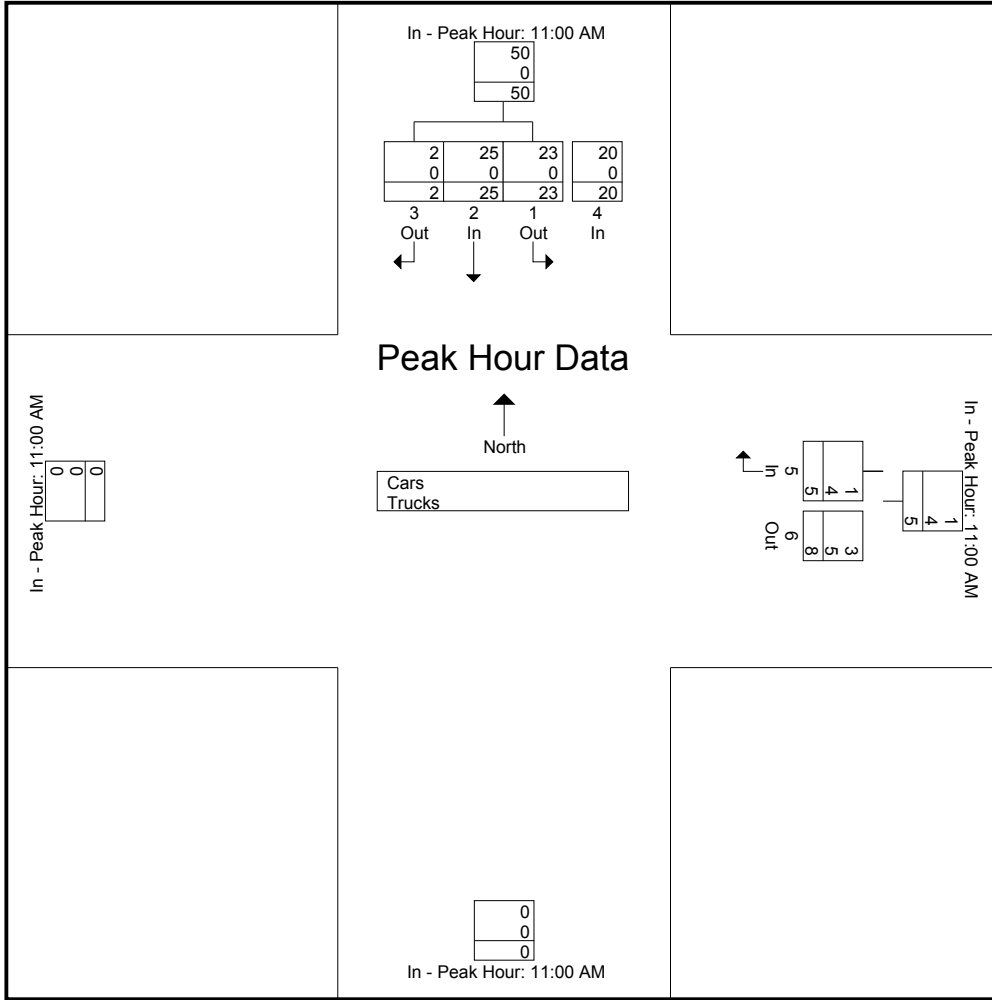
Peak Hour Analysis From 11:00 AM to 12:45 PM - Peak 1 of 1
Peak Hour for Each Approach Begins at:

	11:00 AM					11:00 AM			11:00 AM	11:00 AM
+0 mins.	4	5	0	9	18	2	2	4	0	0
+15 mins.	8	7	1	7	23	1	2	3	0	0
+30 mins.	7	8	0	2	17	2	2	4	0	0
+45 mins.	4	5	1	2	12	0	2	2	0	0
Total Volume	23	25	2	20	70	5	8	13	0	0
% App. Total	32.9	35.7	2.9	28.6		38.5	61.5			
PHF	.719	.781	.500	.556	.761	.625	1.000	.813	.000	.000
Cars	23	25	2	20	70	1	3	4	0	0
% Cars	100	100	100	100	100	20	37.5	30.8	0	0
Trucks	0	0	0	0	0	4	5	9	0	0
% Trucks	0	0	0	0	0	80	62.5	69.2	0	0

Accurate Counts
978-664-2565

N/S Street : Ins and Outs at Section 'F'
E/W Street: Broadway
City/State : Cambridge, MA
Weather : Clear

File Name : LG03800F
Site Code : LG03800F
Start Date : 5/15/2013
Page No : 3



Accurate Counts
978-664-2565

N/S Street : Ins and Outs at Section 'F'
E/W Street: Broadway
City/State : Cambridge, MA
Weather : Clear

File Name : LG03800F
Site Code : LG03800F
Start Date : 5/15/2013
Page No : 1

Groups Printed- Cars

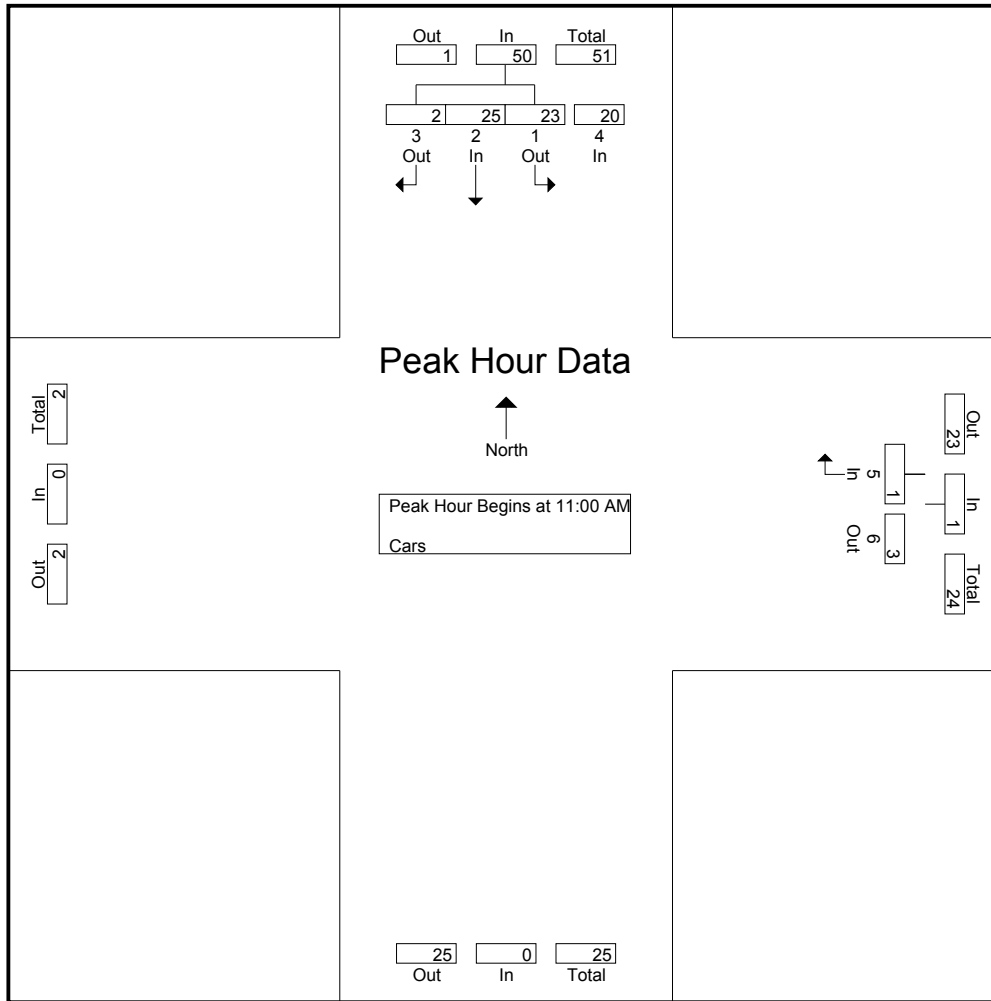
Start Time	From North				From East		Int. Total
	1 Out	2 In	3 Out	4 In	5 In	6 Out	
11:00 AM	4	5	0	9	0	1	19
11:15 AM	8	7	1	7	0	0	23
11:30 AM	7	8	0	2	1	1	19
11:45 AM	4	5	1	2	0	1	13
Total	23	25	2	20	1	3	74
12:00 PM	7	2	3	2	1	1	16
12:15 PM	1	1	1	7	0	0	10
12:30 PM	6	7	1	4	0	1	19
12:45 PM	4	6	2	4	0	1	17
Total	18	16	7	17	1	3	62
Grand Total	41	41	9	37	2	6	136
Apprch %	32	32	7	28.9	25	75	
Total %	30.1	30.1	6.6	27.2	1.5	4.4	

Start Time	From North				App. Total	From East		App. Total	From South	From West	Int. Total
	1 Out	2 In	3 Out	4 In		5 In	6 Out		App. Total	App. Total	
Peak Hour Analysis From 11:00 AM to 12:45 PM - Peak 1 of 1											
Peak Hour for Entire Intersection Begins at 11:00 AM											
11:00 AM	4	5	0	9	18	0	1	1	0	0	19
11:15 AM	8	7	1	7	23	0	0	0	0	0	23
11:30 AM	7	8	0	2	17	1	1	2	0	0	19
11:45 AM	4	5	1	2	12	0	1	1	0	0	13
Total Volume	23	25	2	20	70	1	3	4	0	0	74
% App. Total	32.9	35.7	2.9	28.6		25	75				
PHF	.719	.781	.500	.556	.761	.250	.750	.500	.000	.000	.804

Accurate Counts
978-664-2565

N/S Street : Ins and Outs at Section 'F'
E/W Street: Broadway
City/State : Cambridge, MA
Weather : Clear

File Name : LG03800F
Site Code : LG03800F
Start Date : 5/15/2013
Page No : 2



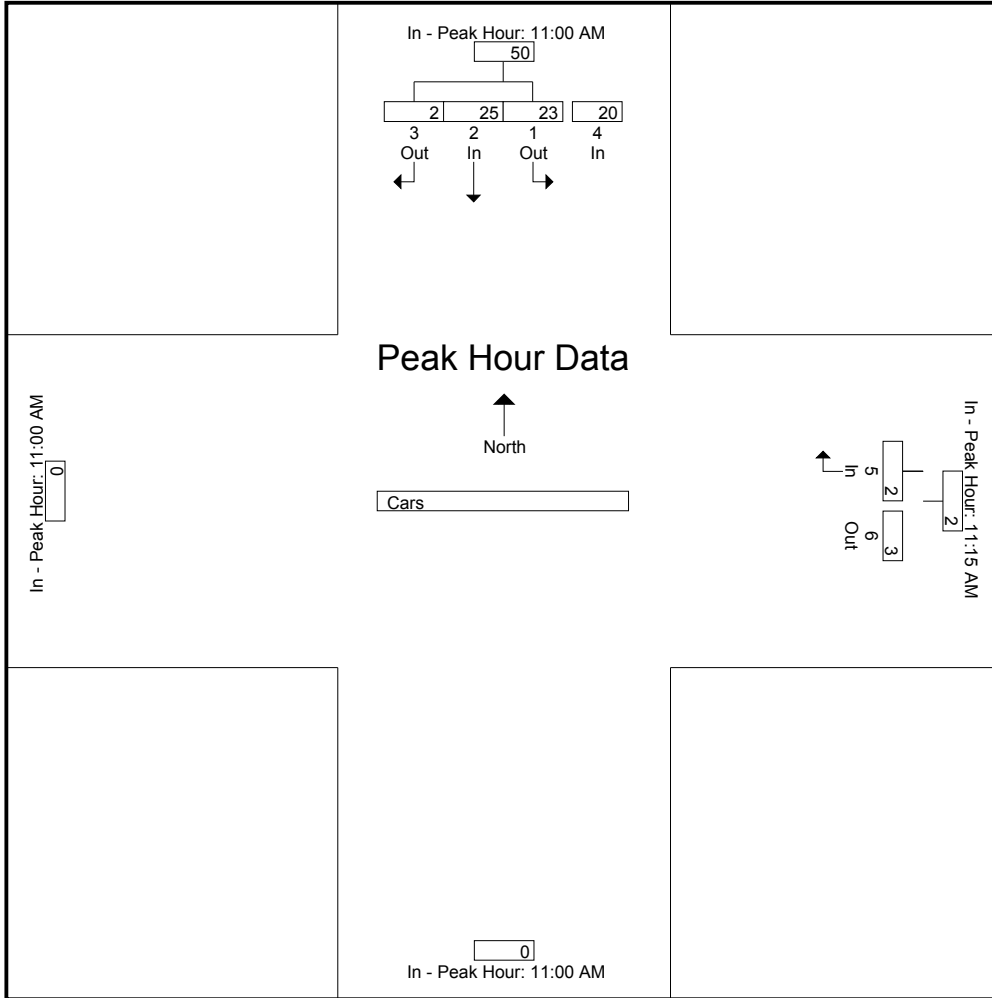
Peak Hour Analysis From 11:00 AM to 12:45 PM - Peak 1 of 1
Peak Hour for Each Approach Begins at:

	11:00 AM					11:15 AM			11:00 AM	11:00 AM
+0 mins.	4	5	0	9	18	0	0	0	0	0
+15 mins.	8	7	1	7	23	1	1	2	0	0
+30 mins.	7	8	0	2	17	0	1	1	0	0
+45 mins.	4	5	1	2	12	1	1	2	0	0
Total Volume	23	25	2	20	70	2	3	5	0	0
% App. Total	32.9	35.7	2.9	28.6		40	60			
PHF	.719	.781	.500	.556	.761	.500	.750	.625	.000	.000

Accurate Counts
978-664-2565

N/S Street : Ins and Outs at Section 'F'
E/W Street: Broadway
City/State : Cambridge, MA
Weather : Clear

File Name : LG03800F
Site Code : LG03800F
Start Date : 5/15/2013
Page No : 3



Accurate Counts
978-664-2565

N/S Street : Ins and Outs at Section 'F'
E/W Street: Broadway
City/State : Cambridge, MA
Weather : Clear

File Name : LG03800F
Site Code : LG03800F
Start Date : 5/15/2013
Page No : 1

Groups Printed- Trucks

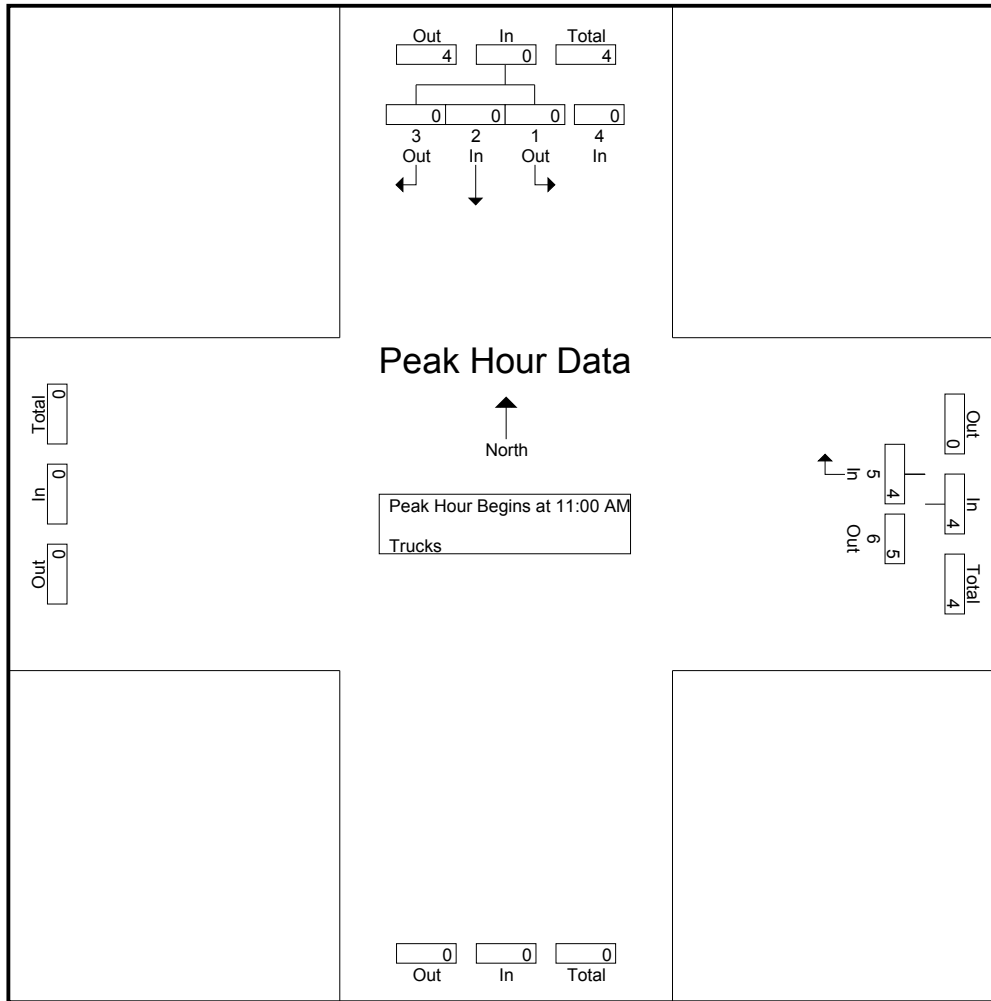
Start Time	From North				From East		Int. Total
	1 Out	2 In	3 Out	4 In	5 In	6 Out	
11:00 AM	0	0	0	0	2	1	3
11:15 AM	0	0	0	0	1	2	3
11:30 AM	0	0	0	0	1	1	2
11:45 AM	0	0	0	0	0	1	1
Total	0	0	0	0	4	5	9
12:00 PM	0	0	0	0	1	0	1
12:15 PM	0	0	0	0	0	0	0
12:30 PM	0	0	0	0	0	1	1
12:45 PM	0	0	0	0	1	0	1
Total	0	0	0	0	2	1	3
Grand Total	0	0	0	0	6	6	12
Apprch %	0	0	0	0	50	50	
Total %	0	0	0	0	50	50	

Start Time	From North				App. Total	From East		App. Total	From South	From West	Int. Total
	1 Out	2 In	3 Out	4 In		5 In	6 Out		App. Total	App. Total	
Peak Hour Analysis From 11:00 AM to 12:45 PM - Peak 1 of 1											
Peak Hour for Entire Intersection Begins at 11:00 AM											
11:00 AM	0	0	0	0	0	2	1	3	0	0	3
11:15 AM	0	0	0	0	0	1	2	3	0	0	3
11:30 AM	0	0	0	0	0	1	1	2	0	0	2
11:45 AM	0	0	0	0	0	0	1	1	0	0	1
Total Volume	0	0	0	0	0	4	5	9	0	0	9
% App. Total	0	0	0	0		44.4	55.6				
PHF	.000	.000	.000	.000	.000	.500	.625	.750	.000	.000	.750

Accurate Counts
978-664-2565

N/S Street : Ins and Outs at Section 'F'
E/W Street: Broadway
City/State : Cambridge, MA
Weather : Clear

File Name : LG03800F
Site Code : LG03800F
Start Date : 5/15/2013
Page No : 2



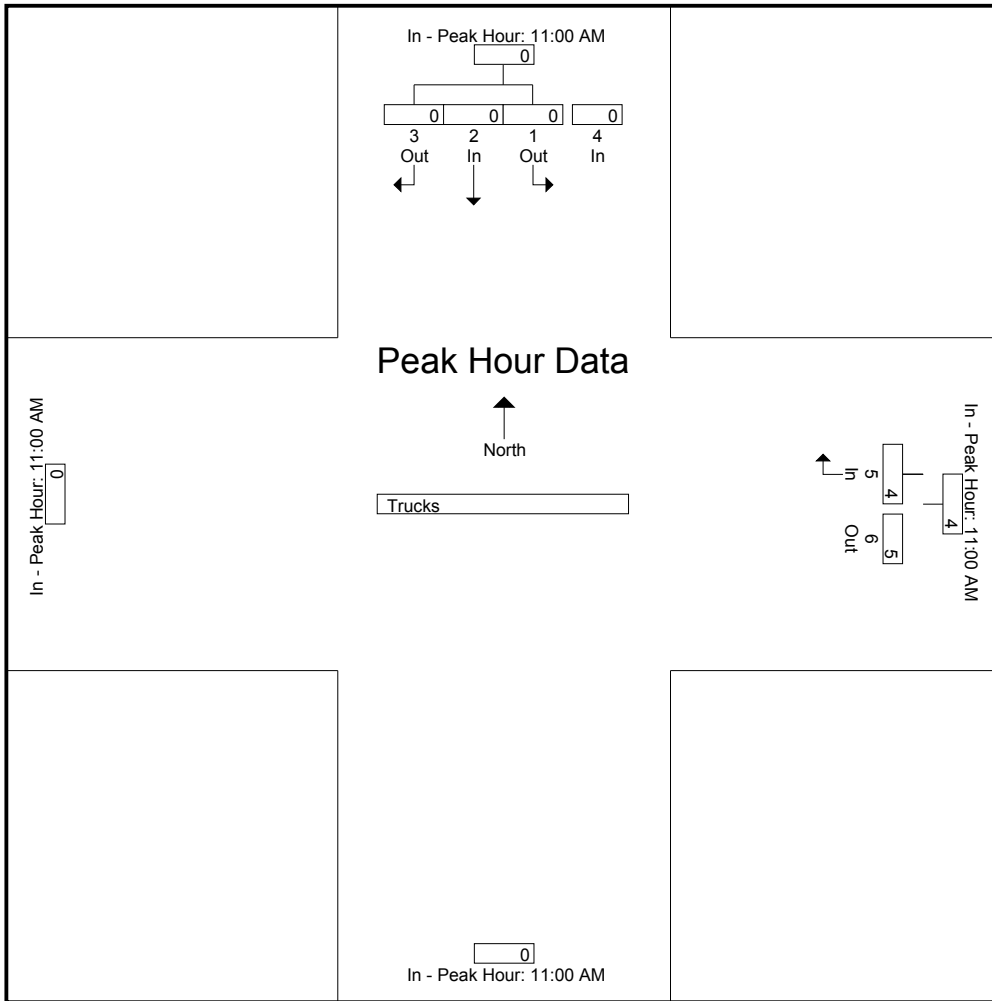
Peak Hour Analysis From 11:00 AM to 12:45 PM - Peak 1 of 1
Peak Hour for Each Approach Begins at:

	11:00 AM					11:00 AM			11:00 AM	11:00 AM
+0 mins.	0	0	0	0	0	2	1	3	0	0
+15 mins.	0	0	0	0	0	1	2	3	0	0
+30 mins.	0	0	0	0	0	1	1	2	0	0
+45 mins.	0	0	0	0	0	0	1	1	0	0
Total Volume	0	0	0	0	0	4	5	9	0	0
% App. Total	0	0	0	0	0	44.4	55.6			
PHF	.000	.000	.000	.000	.000	.500	.625	.750	.000	.000

Accurate Counts
978-664-2565

File Name : LG03800F
Site Code : LG03800F
Start Date : 5/15/2013
Page No : 3

N/S Street : Ins and Outs at Section 'F'
E/W Street: Broadway
City/State : Cambridge, MA
Weather : Clear



Accurate Counts
978-664-2565

N/S Street : Ins and Outs at Section 'F'
E/W Street: Broadway
City/State : Cambridge, MA
Weather : Clear

File Name : LG03800F
Site Code : LG03800F
Start Date : 5/15/2013
Page No : 1

Groups Printed- Cars - Trucks

Start Time	From North				From East		Int. Total
	1 Out	2 In	3 Out	4 In	5 In	6 Out	
03:45 PM	0	0	0	0	0	0	0
Total	0	0	0	0	0	0	0
04:00 PM	7	8	11	3	0	2	31
04:15 PM	8	8	6	1	2	1	26
04:30 PM	5	5	5	0	3	0	18
04:45 PM	7	8	12	0	0	0	27
Total	27	29	34	4	5	3	102
05:00 PM	3	3	20	2	0	0	28
05:15 PM	2	2	2	0	2	0	8
05:30 PM	4	4	3	2	0	0	13
05:45 PM	4	4	3	1	0	0	12
Total	13	13	28	5	2	0	61
Grand Total	40	42	62	9	7	3	163
Apprch %	26.1	27.5	40.5	5.9	70	30	
Total %	24.5	25.8	38	5.5	4.3	1.8	
Cars	40	42	62	9	6	2	161
% Cars	100	100	100	100	85.7	66.7	98.8
Trucks	0	0	0	0	1	1	2
% Trucks	0	0	0	0	14.3	33.3	1.2

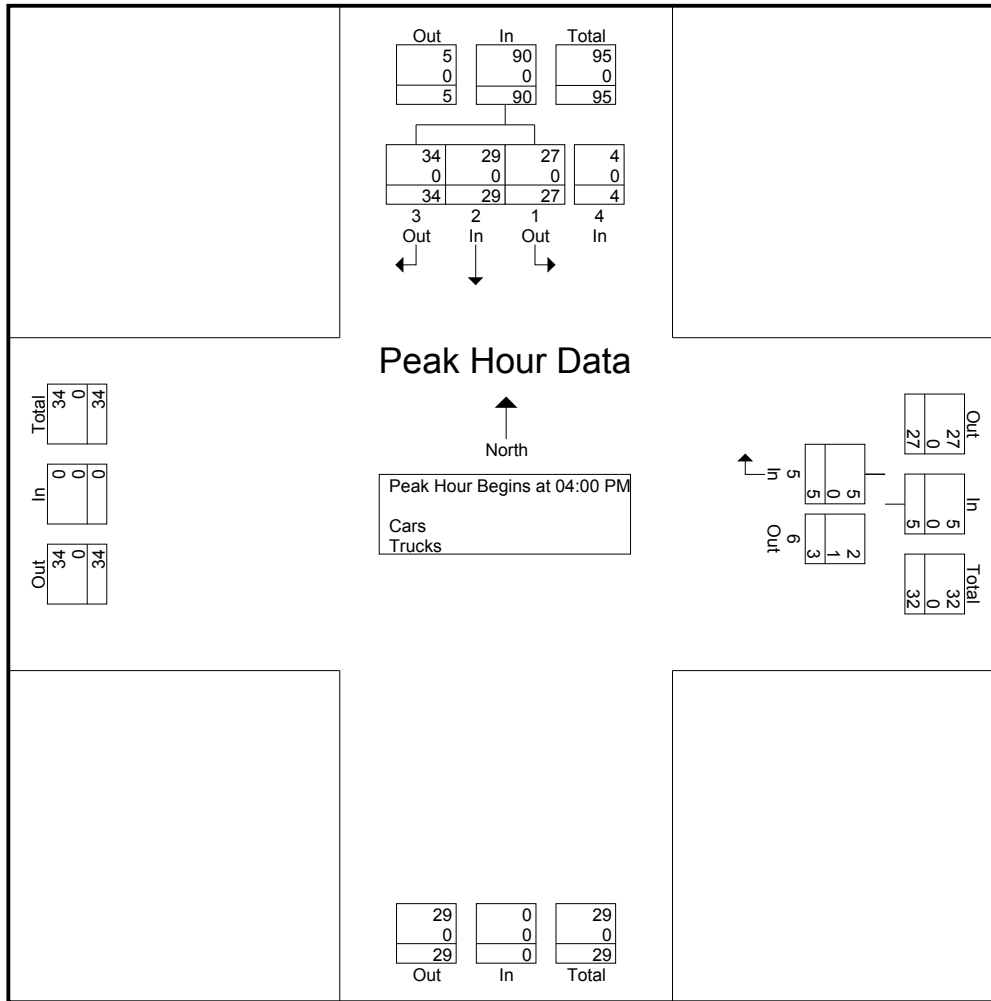
Start Time	From North				From East			From South	From West	Int. Total
	1 Out	2 In	3 Out	4 In	5 In	6 Out	App. Total	App. Total		
04:00 PM	7	8	11	3	0	2	2	0	0	31
04:15 PM	8	8	6	1	2	1	3	0	0	26
04:30 PM	5	5	5	0	3	0	3	0	0	18
04:45 PM	7	8	12	0	0	0	0	0	0	27
Total Volume	27	29	34	4	5	3	8	0	0	102
% App. Total	28.7	30.9	36.2	4.3	62.5	37.5				
PHF	.844	.906	.708	.333	.810	.417	.375	.667	.000	.823
Cars	27	29	34	4	5	2	7	0	0	101
% Cars	100	100	100	100	100	66.7	87.5	0	0	99.0
Trucks	0	0	0	0	0	1	1	0	0	1
% Trucks	0	0	0	0	0	33.3	12.5	0	0	1.0

Peak Hour Analysis From 04:00 PM to 05:45 PM - Peak 1 of 1
Peak Hour for Entire Intersection Begins at 04:00 PM

Accurate Counts
978-664-2565

N/S Street : Ins and Outs at Section 'F'
E/W Street: Broadway
City/State : Cambridge, MA
Weather : Clear

File Name : LG03800F
Site Code : LG03800F
Start Date : 5/15/2013
Page No : 2



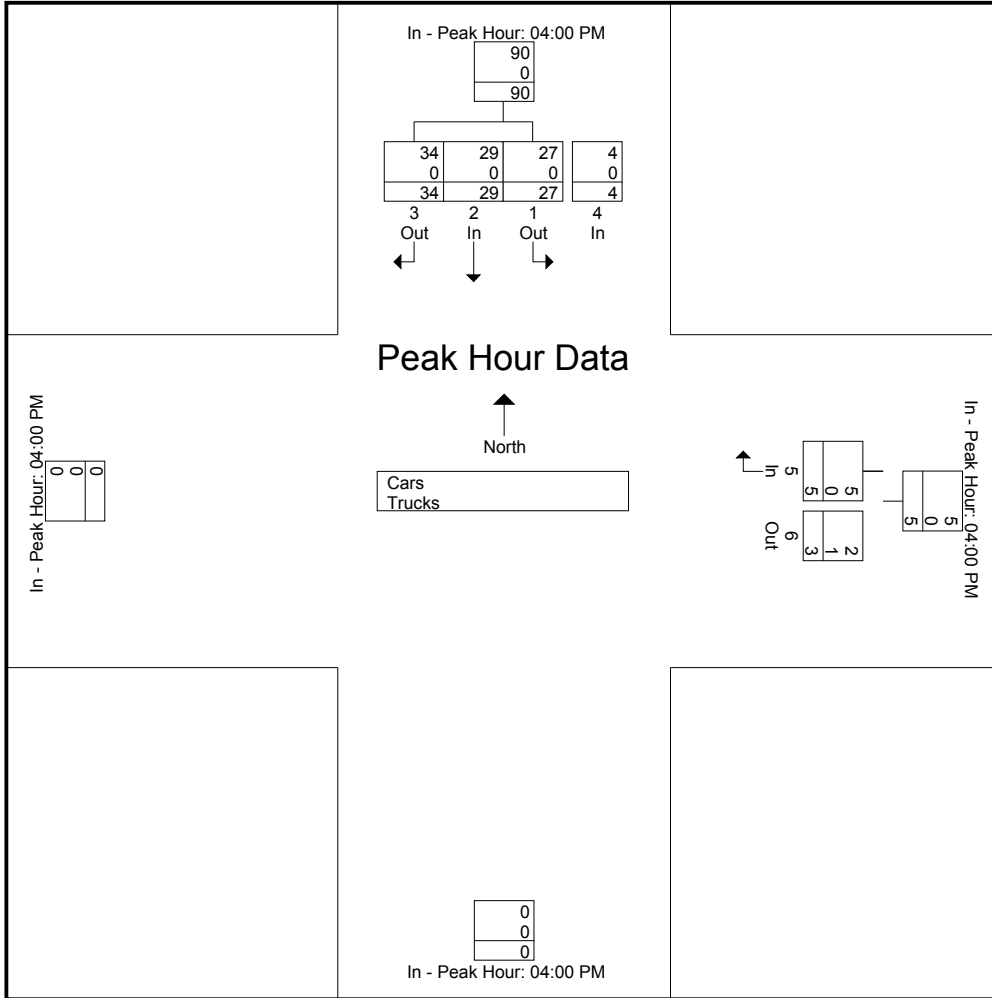
Peak Hour Analysis From 04:00 PM to 05:45 PM - Peak 1 of 1
Peak Hour for Each Approach Begins at:

	04:00 PM					04:00 PM			04:00 PM	
+0 mins.	7	8	11	3	29	0	2	2	0	0
+15 mins.	8	8	6	1	23	2	1	3	0	0
+30 mins.	5	5	5	0	15	3	0	3	0	0
+45 mins.	7	8	12	0	27	0	0	0	0	0
Total Volume	27	29	34	4	94	5	3	8	0	0
% App. Total	28.7	30.9	36.2	4.3		62.5	37.5			
PHF	.844	.906	.708	.333	.810	.417	.375	.667	.000	.000
Cars	27	29	34	4	94	5	2	7	0	0
% Cars	100	100	100	100	100	100	66.7	87.5	0	0
Trucks	0	0	0	0	0	0	1	1	0	0
% Trucks	0	0	0	0	0	0	33.3	12.5	0	0

Accurate Counts
978-664-2565

N/S Street : Ins and Outs at Section 'F'
E/W Street: Broadway
City/State : Cambridge, MA
Weather : Clear

File Name : LG03800F
Site Code : LG03800F
Start Date : 5/15/2013
Page No : 3



Accurate Counts
978-664-2565

N/S Street : Ins and Outs at Section 'F'
E/W Street: Broadway
City/State : Cambridge, MA
Weather : Clear

File Name : LG03800F
Site Code : LG03800F
Start Date : 5/15/2013
Page No : 1

Groups Printed- Cars

Start Time	From North				From East		Int. Total
	1 Out	2 In	3 Out	4 In	5 In	6 Out	
03:45 PM	0	0	0	0	0	0	0
Total	0	0	0	0	0	0	0
04:00 PM	7	8	11	3	0	1	30
04:15 PM	8	8	6	1	2	1	26
04:30 PM	5	5	5	0	3	0	18
04:45 PM	7	8	12	0	0	0	27
Total	27	29	34	4	5	2	101
05:00 PM	3	3	20	2	0	0	28
05:15 PM	2	2	2	0	1	0	7
05:30 PM	4	4	3	2	0	0	13
05:45 PM	4	4	3	1	0	0	12
Total	13	13	28	5	1	0	60
Grand Total	40	42	62	9	6	2	161
Apprch %	26.1	27.5	40.5	5.9	75	25	
Total %	24.8	26.1	38.5	5.6	3.7	1.2	

Start Time	From North					From East			From South	From West	Int. Total
	1 Out	2 In	3 Out	4 In	App. Total	5 In	6 Out	App. Total	App. Total		
04:00 PM	7	8	11	3	29	0	1	1	0	0	30
04:15 PM	8	8	6	1	23	2	1	3	0	0	26
04:30 PM	5	5	5	0	15	3	0	3	0	0	18
04:45 PM	7	8	12	0	27	0	0	0	0	0	27
Total Volume	27	29	34	4	94	5	2	7	0	0	101
% App. Total	28.7	30.9	36.2	4.3		71.4	28.6				
PHF	.844	.906	.708	.333	.810	.417	.500	.583	.000	.000	.842

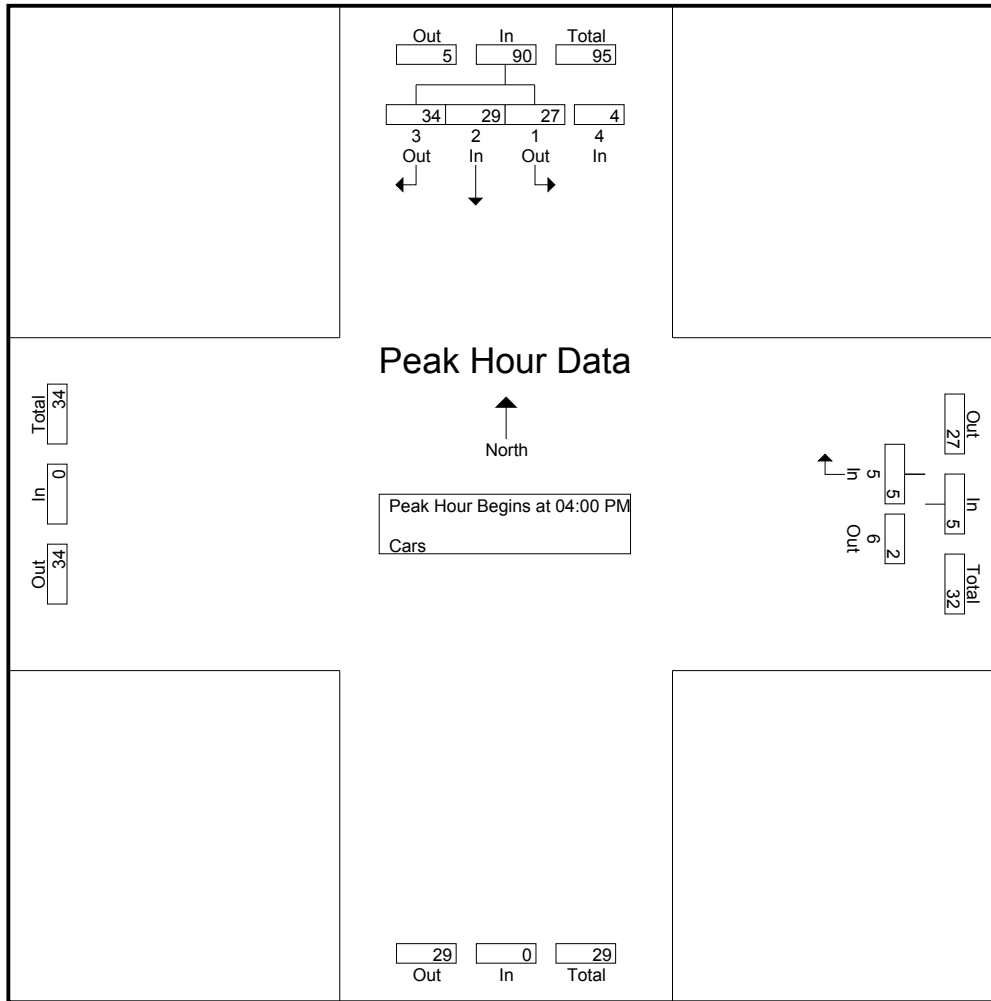
Peak Hour Analysis From 04:00 PM to 05:45 PM - Peak 1 of 1

Peak Hour for Entire Intersection Begins at 04:00 PM

Accurate Counts
978-664-2565

N/S Street : Ins and Outs at Section 'F'
E/W Street: Broadway
City/State : Cambridge, MA
Weather : Clear

File Name : LG03800F
Site Code : LG03800F
Start Date : 5/15/2013
Page No : 2



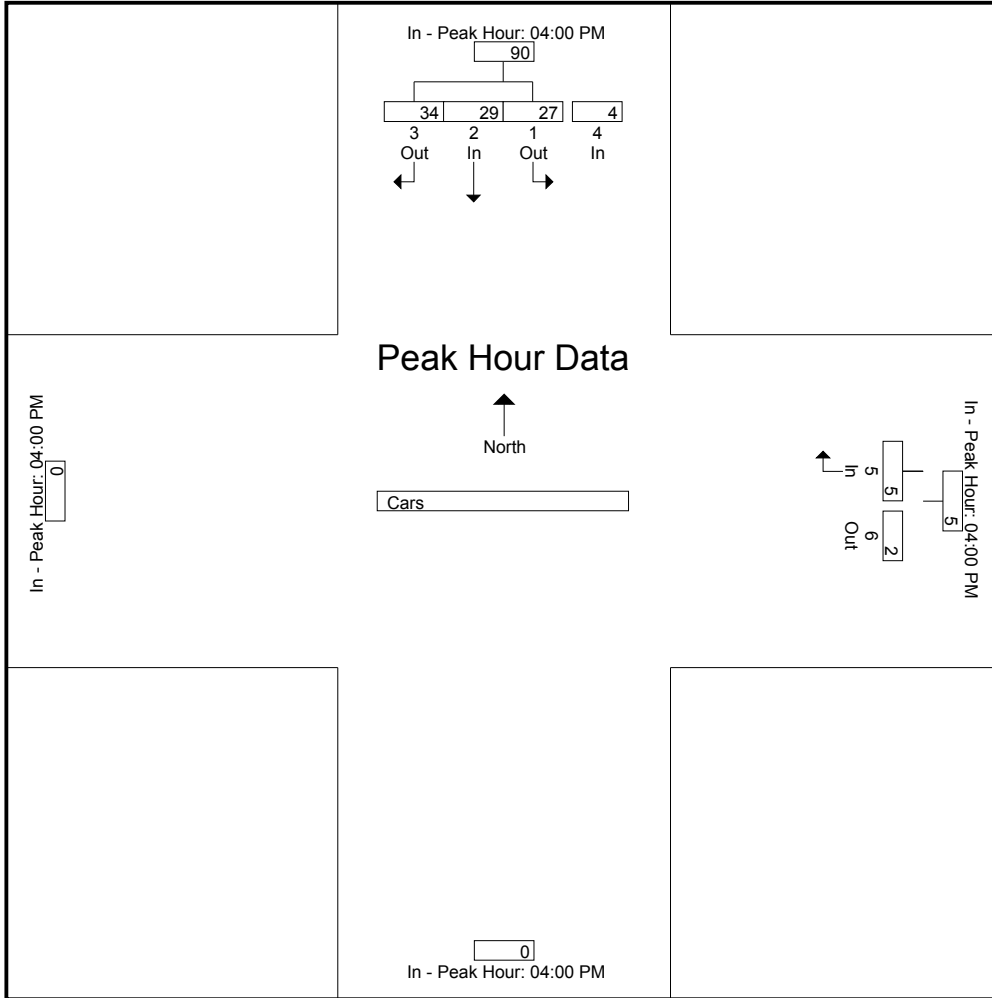
Peak Hour Analysis From 04:00 PM to 05:45 PM - Peak 1 of 1
Peak Hour for Each Approach Begins at:

	04:00 PM					04:00 PM			04:00 PM	
+0 mins.	7	8	11	3	29	0	1	1	0	0
+15 mins.	8	8	6	1	23	2	1	3	0	0
+30 mins.	5	5	5	0	15	3	0	3	0	0
+45 mins.	7	8	12	0	27	0	0	0	0	0
Total Volume	27	29	34	4	94	5	2	7	0	0
% App. Total	28.7	30.9	36.2	4.3		71.4	28.6			
PHF	.844	.906	.708	.333	.810	.417	.500	.583	.000	.000

Accurate Counts
978-664-2565

N/S Street : Ins and Outs at Section 'F'
E/W Street: Broadway
City/State : Cambridge, MA
Weather : Clear

File Name : LG03800F
Site Code : LG03800F
Start Date : 5/15/2013
Page No : 3



Accurate Counts
978-664-2565

N/S Street : Ins and Outs at Section 'F'
E/W Street: Broadway
City/State : Cambridge, MA
Weather : Clear

File Name : LG03800F
Site Code : LG03800F
Start Date : 5/15/2013
Page No : 1

Groups Printed- Trucks

Start Time	From North				From East		Int. Total
	1 Out	2 In	3 Out	4 In	5 In	6 Out	
03:45 PM	0	0	0	0	0	0	0
Total	0	0	0	0	0	0	0
04:00 PM	0	0	0	0	0	1	1
04:15 PM	0	0	0	0	0	0	0
04:30 PM	0	0	0	0	0	0	0
04:45 PM	0	0	0	0	0	0	0
Total	0	0	0	0	0	1	1
05:00 PM	0	0	0	0	0	0	0
05:15 PM	0	0	0	0	1	0	1
05:30 PM	0	0	0	0	0	0	0
05:45 PM	0	0	0	0	0	0	0
Total	0	0	0	0	1	0	1
Grand Total	0	0	0	0	1	1	2
Apprch %	0	0	0	0	50	50	
Total %	0	0	0	0	50	50	

Start Time	From North					From East			From South	From West	Int. Total
	1 Out	2 In	3 Out	4 In	App. Total	5 In	6 Out	App. Total	App. Total		
04:00 PM	0	0	0	0	0	0	1	1	0	0	1
04:15 PM	0	0	0	0	0	0	0	0	0	0	0
04:30 PM	0	0	0	0	0	0	0	0	0	0	0
04:45 PM	0	0	0	0	0	0	0	0	0	0	0
Total Volume	0	0	0	0	0	0	1	1	0	0	1
% App. Total	0	0	0	0	0	0	100				
PHF	.000	.000	.000	.000	.000	.000	.250	.250	.000	.000	.250

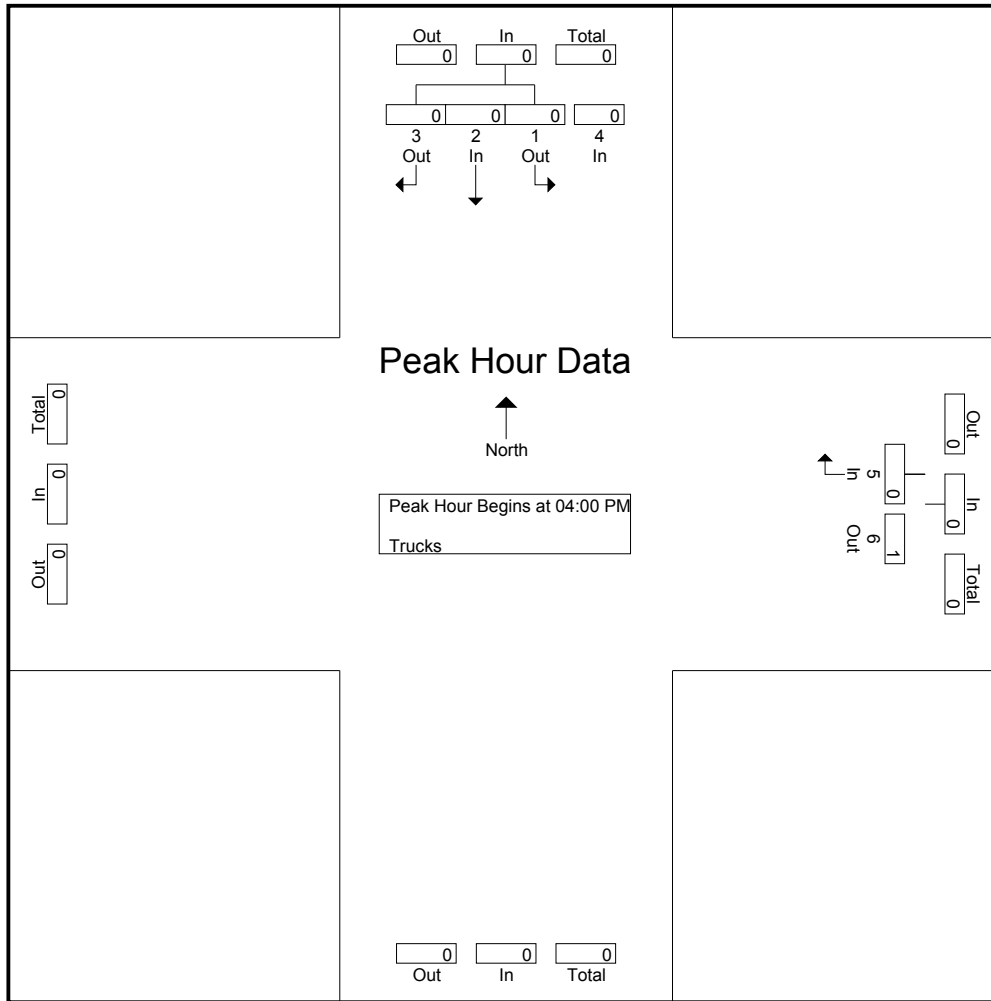
Peak Hour Analysis From 04:00 PM to 05:45 PM - Peak 1 of 1

Peak Hour for Entire Intersection Begins at 04:00 PM

Accurate Counts
978-664-2565

N/S Street : Ins and Outs at Section 'F'
E/W Street: Broadway
City/State : Cambridge, MA
Weather : Clear

File Name : LG03800F
Site Code : LG03800F
Start Date : 5/15/2013
Page No : 2



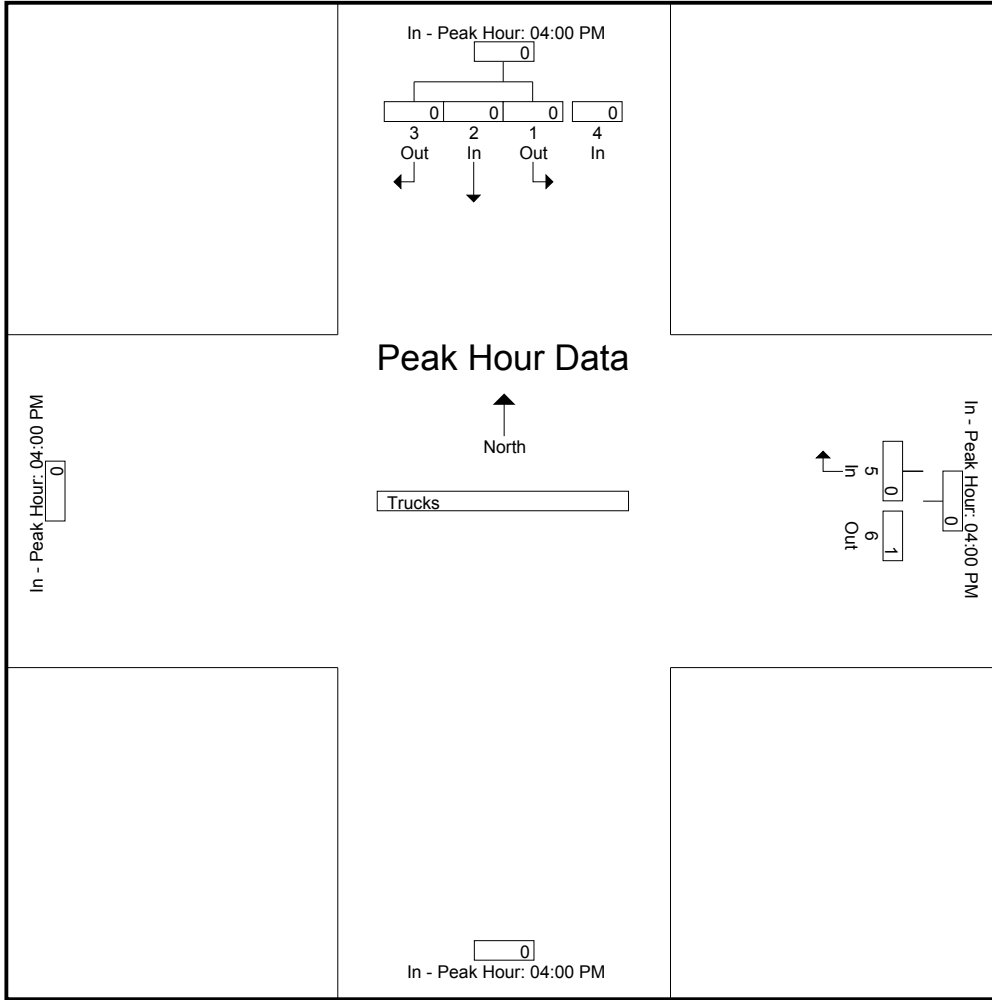
Peak Hour Analysis From 04:00 PM to 05:45 PM - Peak 1 of 1
Peak Hour for Each Approach Begins at:

	04:00 PM					04:00 PM			04:00 PM	
+0 mins.	0	0	0	0	0	0	1	1	0	0
+15 mins.	0	0	0	0	0	0	0	0	0	0
+30 mins.	0	0	0	0	0	0	0	0	0	0
+45 mins.	0	0	0	0	0	0	0	0	0	0
Total Volume	0	0	0	0	0	0	1	1	0	0
% App. Total	0	0	0	0	0	0	100			
PHF	.000	.000	.000	.000	.000	.000	.250	.250	.000	.000

Accurate Counts
978-664-2565

N/S Street : Ins and Outs at Section 'F'
E/W Street: Broadway
City/State : Cambridge, MA
Weather : Clear

File Name : LG03800F
Site Code : LG03800F
Start Date : 5/15/2013
Page No : 3



Accurate Counts
978-664-2565

N/S Street : Ins and Outs at Section 'G'
E/W Street: Main Street
City/State : Cambridge, MA
Weather : Clear

File Name : lg03800g
Site Code : LG03800G
Start Date : 5/15/2013
Page No : 1

Groups Printed- Cars - Trucks

Start Time	From North				Int. Total
	1 In	2 Out	3 In	4 Out	
07:00 AM	1	0	1	2	4
07:15 AM	5	0	0	2	7
07:30 AM	4	0	2	0	6
07:45 AM	2	1	1	1	5
Total	12	1	4	5	22
08:00 AM	13	1	1	1	16
08:15 AM	6	1	1	0	8
08:30 AM	7	4	0	0	11
08:45 AM	2	4	0	0	6
Total	28	10	2	1	41
Grand Total	40	11	6	6	63
Apprch %	63.5	17.5	9.5	9.5	
Total %	63.5	17.5	9.5	9.5	
Cars	36	6	5	5	52
% Cars	90	54.5	83.3	83.3	82.5
Trucks	4	5	1	1	11
% Trucks	10	45.5	16.7	16.7	17.5

Start Time	From North				App. Total	From East	From South	From West	Int. Total
	1 In	2 Out	3 In	4 Out					
08:00 AM	13	1	1	1	16	0	0	0	16
08:15 AM	6	1	1	0	8	0	0	0	8
08:30 AM	7	4	0	0	11	0	0	0	11
08:45 AM	2	4	0	0	6	0	0	0	6
Total Volume	28	10	2	1	41	0	0	0	41
% App. Total	68.3	24.4	4.9	2.4					
PHF	.538	.625	.500	.250	.641	.000	.000	.000	.641
Cars	25	5	2	1	33	0	0	0	33
% Cars	89.3	50.0	100	100	80.5	0	0	0	80.5
Trucks	3	5	0	0	8	0	0	0	8
% Trucks	10.7	50.0	0	0	19.5	0	0	0	19.5

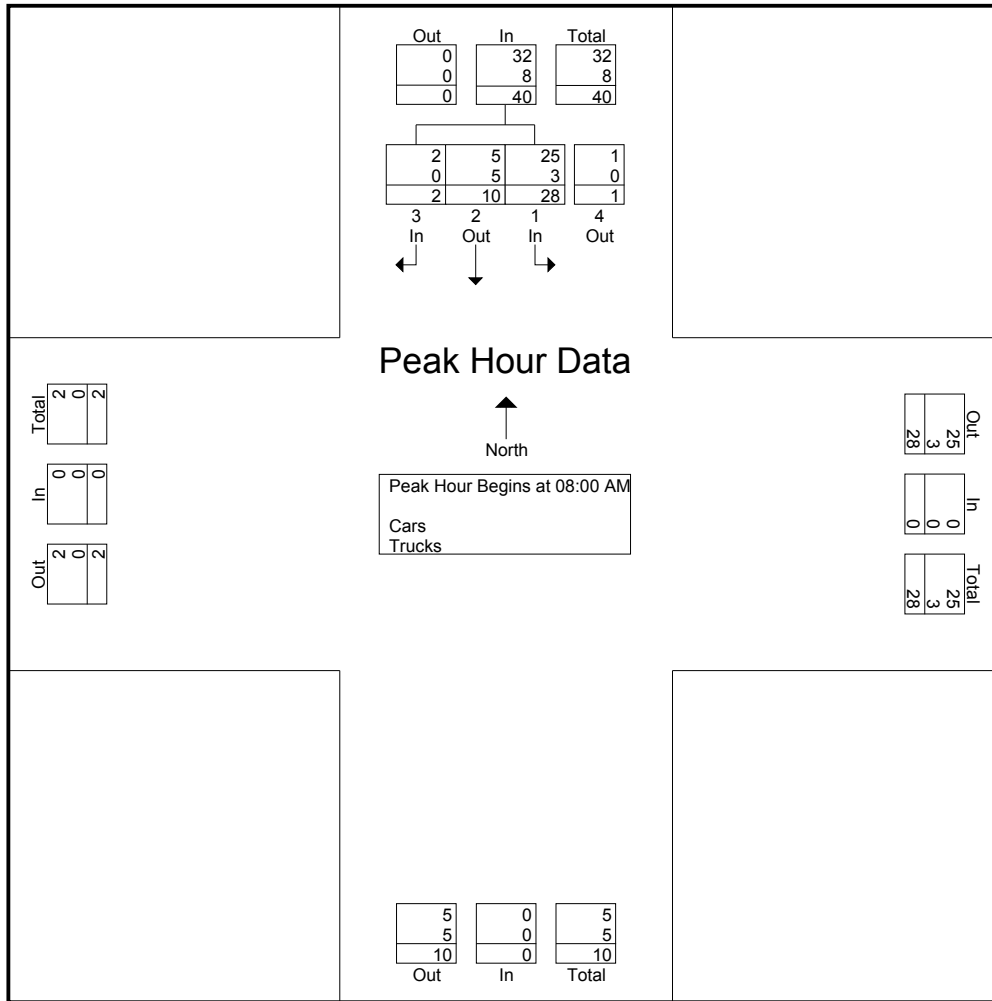
Peak Hour Analysis From 07:00 AM to 08:45 AM - Peak 1 of 1

Peak Hour for Entire Intersection Begins at 08:00 AM

Accurate Counts
978-664-2565

N/S Street : Ins and Outs at Section 'G'
E/W Street: Main Street
City/State : Cambridge, MA
Weather : Clear

File Name : lg03800g
Site Code : LG03800G
Start Date : 5/15/2013
Page No : 2



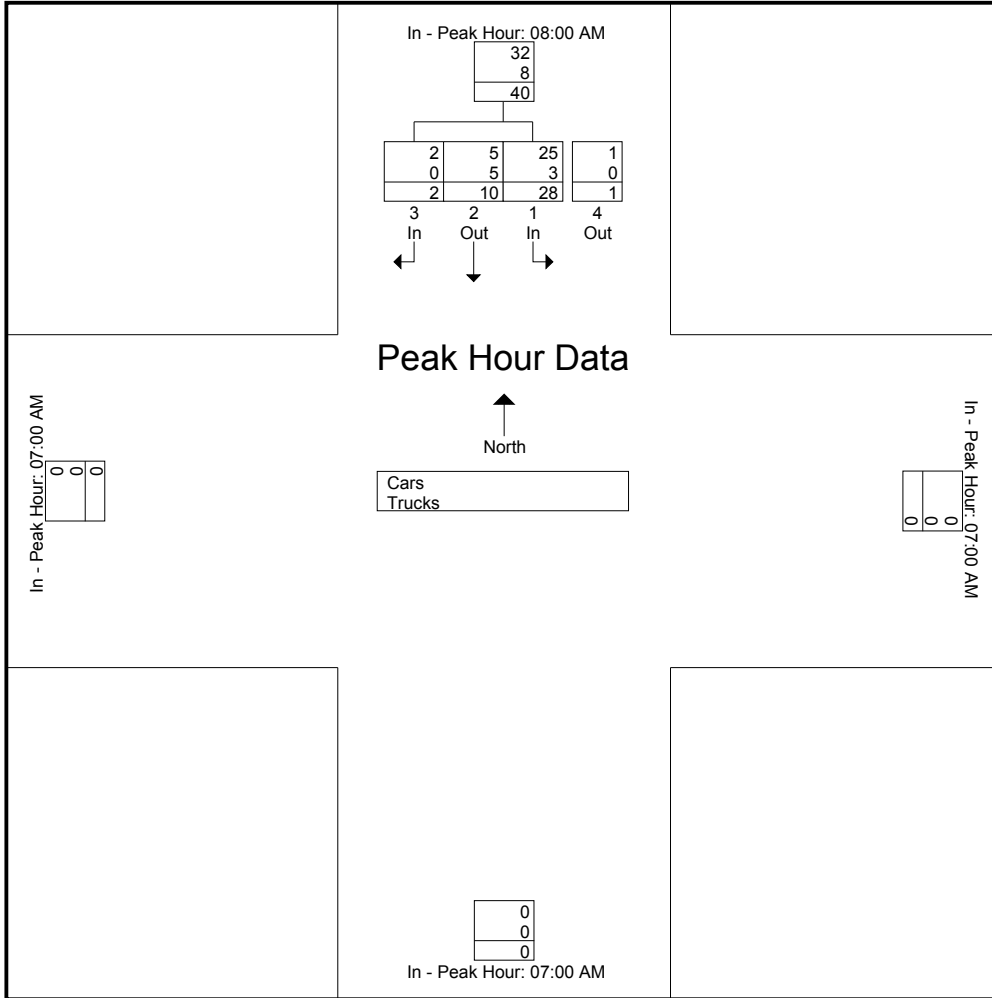
Peak Hour Analysis From 07:00 AM to 08:45 AM - Peak 1 of 1
Peak Hour for Each Approach Begins at:

	08:00 AM					07:00 AM	07:00 AM	07:00 AM
+0 mins.	13	1	1	1	16	0	0	0
+15 mins.	6	1	1	0	8	0	0	0
+30 mins.	7	4	0	0	11	0	0	0
+45 mins.	2	4	0	0	6	0	0	0
Total Volume	28	10	2	1	41	0	0	0
% App. Total	68.3	24.4	4.9	2.4				
PHF	.538	.625	.500	.250	.641	.000	.000	.000
Cars	25	5	2	1	33	0	0	0
% Cars	89.3	50	100	100	80.5	0	0	0
Trucks	3	5	0	0	8	0	0	0
% Trucks	10.7	50	0	0	19.5	0	0	0

Accurate Counts
978-664-2565

File Name : lg03800g
Site Code : LG03800G
Start Date : 5/15/2013
Page No : 3

N/S Street : Ins and Outs at Section 'G'
E/W Street: Main Street
City/State : Cambridge, MA
Weather : Clear



Accurate Counts
978-664-2565

N/S Street : Ins and Outs at Section 'G'
E/W Street: Main Street
City/State : Cambridge, MA
Weather : Clear

File Name : lg03800g
Site Code : LG03800G
Start Date : 5/15/2013
Page No : 1

Groups Printed- Cars

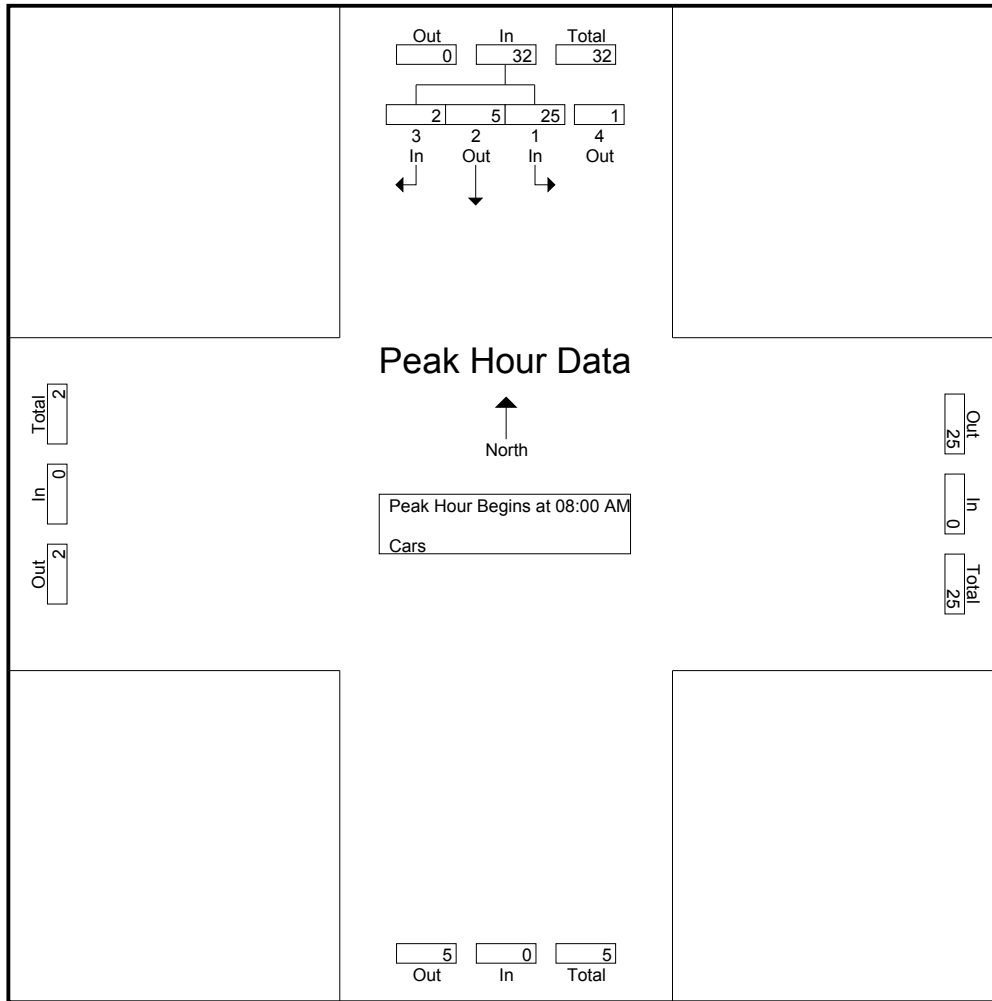
Start Time	From North				Int. Total
	1 In	2 Out	3 In	4 Out	
07:00 AM	1	0	1	2	4
07:15 AM	5	0	0	2	7
07:30 AM	3	0	2	0	5
07:45 AM	2	1	0	0	3
Total	11	1	3	4	19
08:00 AM	11	1	1	1	14
08:15 AM	6	0	1	0	7
08:30 AM	6	0	0	0	6
08:45 AM	2	4	0	0	6
Total	25	5	2	1	33
Grand Total	36	6	5	5	52
Apprch %	69.2	11.5	9.6	9.6	
Total %	69.2	11.5	9.6	9.6	

Start Time	From North				App. Total	From East	From South	From West	App. Total	Int. Total
	1 In	2 Out	3 In	4 Out						
Peak Hour Analysis From 07:00 AM to 08:45 AM - Peak 1 of 1										
Peak Hour for Entire Intersection Begins at 08:00 AM										
08:00 AM	11	1	1	1	14	0	0	0	0	14
08:15 AM	6	0	1	0	7	0	0	0	0	7
08:30 AM	6	0	0	0	6	0	0	0	0	6
08:45 AM	2	4	0	0	6	0	0	0	0	6
Total Volume	25	5	2	1	33	0	0	0	0	33
% App. Total	75.8	15.2	6.1	3						
PHF	.568	.313	.500	.250	.589	.000	.000	.000	.000	.589

Accurate Counts
978-664-2565

N/S Street : Ins and Outs at Section 'G'
E/W Street: Main Street
City/State : Cambridge, MA
Weather : Clear

File Name : lg03800g
Site Code : LG03800G
Start Date : 5/15/2013
Page No : 2



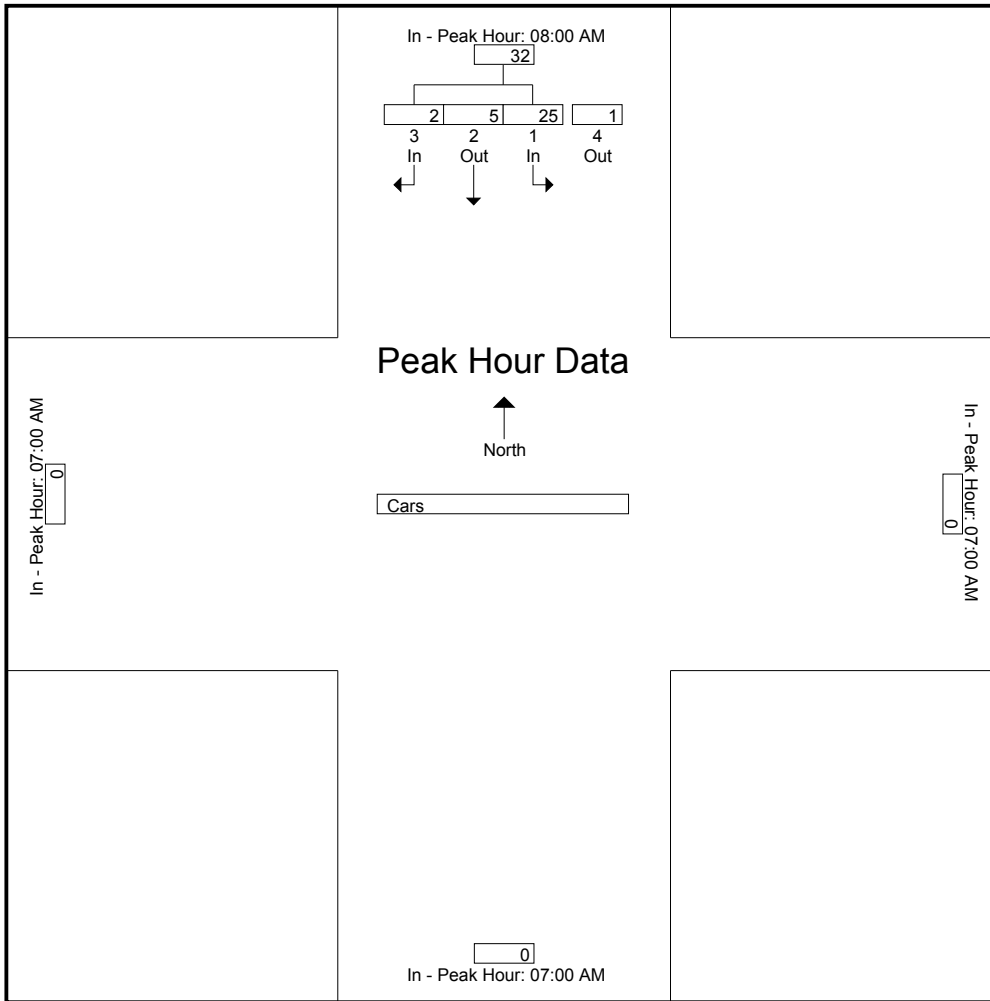
Peak Hour Analysis From 07:00 AM to 08:45 AM - Peak 1 of 1
Peak Hour for Each Approach Begins at:

	08:00 AM					07:00 AM	07:00 AM	07:00 AM
+0 mins.	11	1	1	1	14	0	0	0
+15 mins.	6	0	1	0	7	0	0	0
+30 mins.	6	0	0	0	6	0	0	0
+45 mins.	2	4	0	0	6	0	0	0
Total Volume	25	5	2	1	33	0	0	0
% App. Total	75.8	15.2	6.1	3				
PHF	.568	.313	.500	.250	.589	.000	.000	.000

Accurate Counts
978-664-2565

N/S Street : Ins and Outs at Section 'G'
E/W Street: Main Street
City/State : Cambridge, MA
Weather : Clear

File Name : lg03800g
Site Code : LG03800G
Start Date : 5/15/2013
Page No : 3



Accurate Counts
978-664-2565

N/S Street : Ins and Outs at Section 'G'
E/W Street: Main Street
City/State : Cambridge, MA
Weather : Clear

File Name : lg03800g
Site Code : LG03800G
Start Date : 5/15/2013
Page No : 1

Groups Printed- Trucks

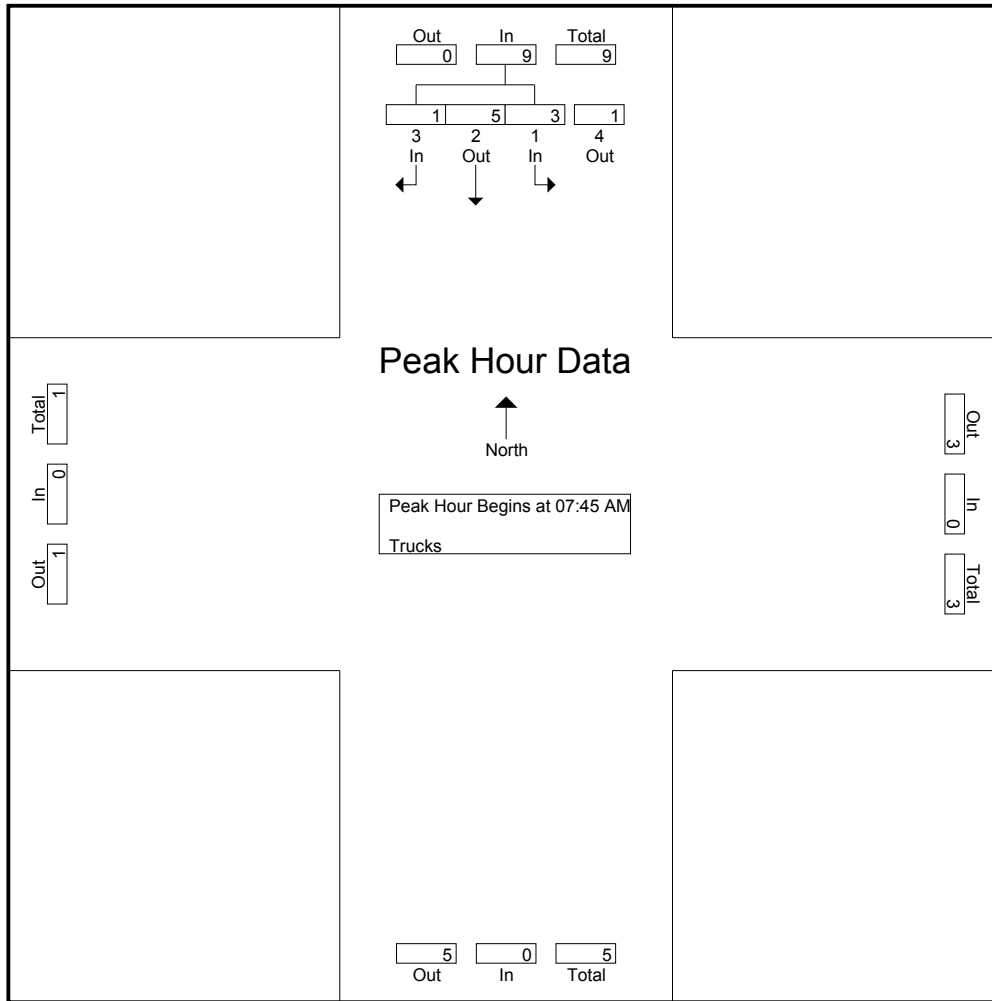
Start Time	From North				Int. Total
	1 In	2 Out	3 In	4 Out	
07:00 AM	0	0	0	0	0
07:15 AM	0	0	0	0	0
07:30 AM	1	0	0	0	1
07:45 AM	0	0	1	1	2
Total	1	0	1	1	3
08:00 AM	2	0	0	0	2
08:15 AM	0	1	0	0	1
08:30 AM	1	4	0	0	5
08:45 AM	0	0	0	0	0
Total	3	5	0	0	8
Grand Total	4	5	1	1	11
Apprch %	36.4	45.5	9.1	9.1	
Total %	36.4	45.5	9.1	9.1	

Start Time	From North					App. Total	From East	From South	From West	Int. Total
	1 In	2 Out	3 In	4 Out	App. Total					
Peak Hour Analysis From 07:00 AM to 08:45 AM - Peak 1 of 1										
Peak Hour for Entire Intersection Begins at 07:45 AM										
07:45 AM	0	0	1	1	2	0	0	0	0	2
08:00 AM	2	0	0	0	2	0	0	0	0	2
08:15 AM	0	1	0	0	1	0	0	0	0	1
08:30 AM	1	4	0	0	5	0	0	0	0	5
Total Volume	3	5	1	1	10	0	0	0	0	10
% App. Total	30	50	10	10						
PHF	.375	.313	.250	.250	.500	.000	.000	.000	.000	.500

Accurate Counts
978-664-2565

N/S Street : Ins and Outs at Section 'G'
E/W Street: Main Street
City/State : Cambridge, MA
Weather : Clear

File Name : lg03800g
Site Code : LG03800G
Start Date : 5/15/2013
Page No : 2



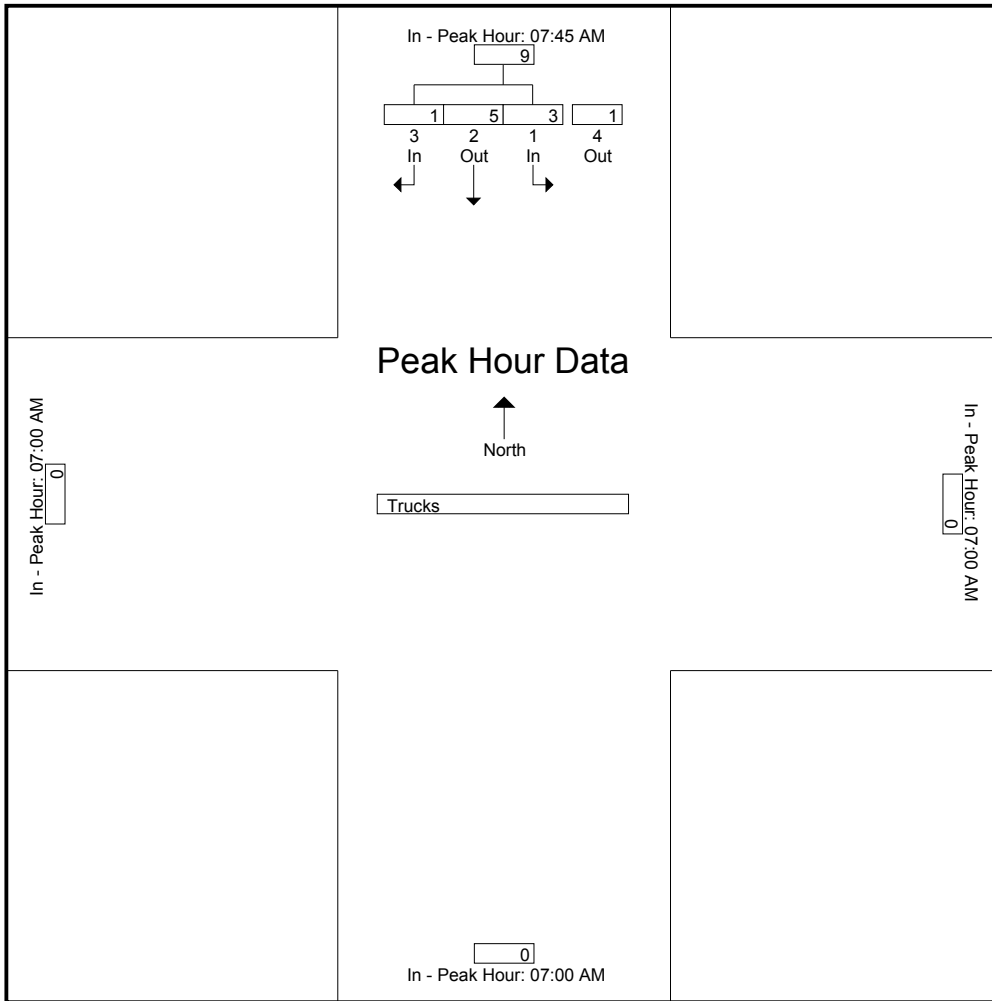
Peak Hour Analysis From 07:00 AM to 08:45 AM - Peak 1 of 1
Peak Hour for Each Approach Begins at:

	07:45 AM					07:00 AM	07:00 AM	07:00 AM
+0 mins.	0	0	1	1	2	0	0	0
+15 mins.	2	0	0	0	2	0	0	0
+30 mins.	0	1	0	0	1	0	0	0
+45 mins.	1	4	0	0	5	0	0	0
Total Volume	3	5	1	1	10	0	0	0
% App. Total	30	50	10	10				
PHF	.375	.313	.250	.250	.500	.000	.000	.000

Accurate Counts
978-664-2565

N/S Street : Ins and Outs at Section 'G'
E/W Street: Main Street
City/State : Cambridge, MA
Weather : Clear

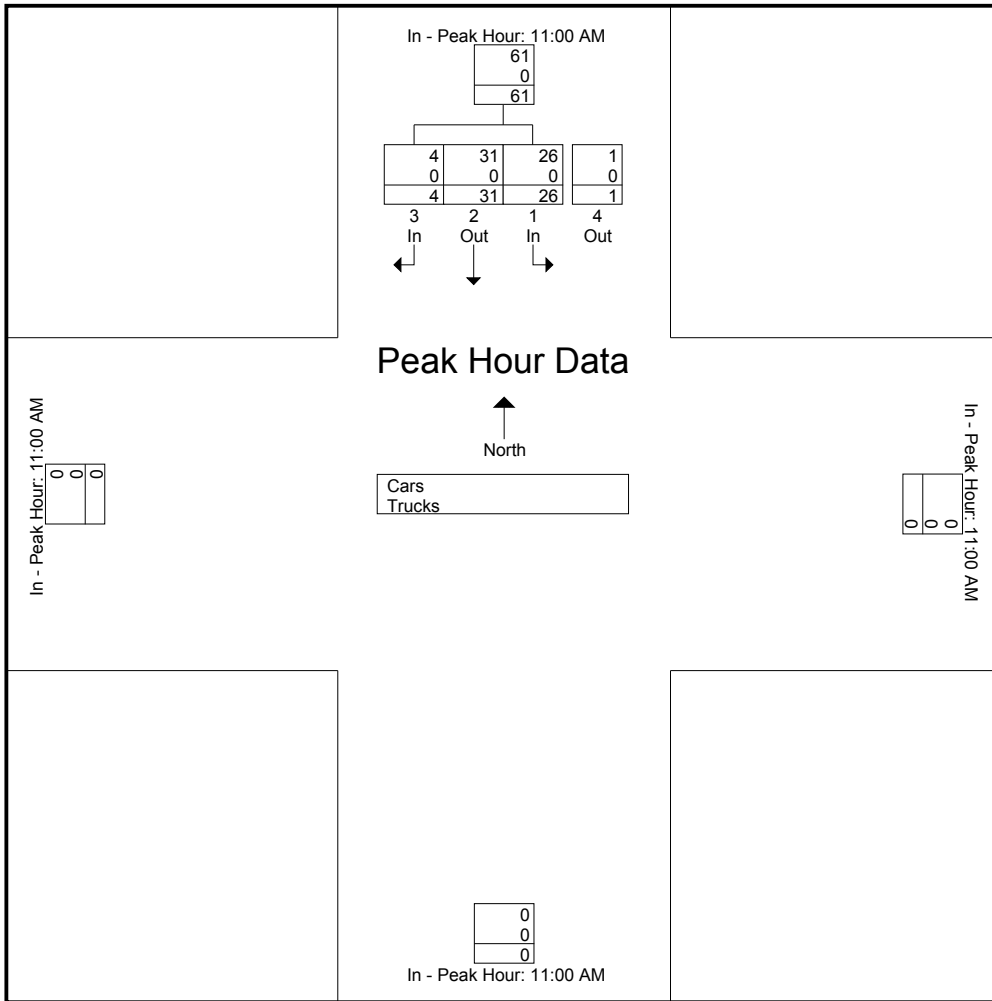
File Name : lg03800g
Site Code : LG03800G
Start Date : 5/15/2013
Page No : 3



Accurate Counts
978-664-2565

N/S Street : Ins and Outs at Section 'G'
E/W Street: Main Street
City/State : Cambridge, MA
Weather : Clear

File Name : lg03800g
Site Code : LG03800G
Start Date : 5/15/2013
Page No : 3



Accurate Counts
978-664-2565

N/S Street : Ins and Outs at Section 'G'
E/W Street: Main Street
City/State : Cambridge, MA
Weather : Clear

File Name : lg03800g
Site Code : LG03800G
Start Date : 5/15/2013
Page No : 1

Groups Printed- Cars

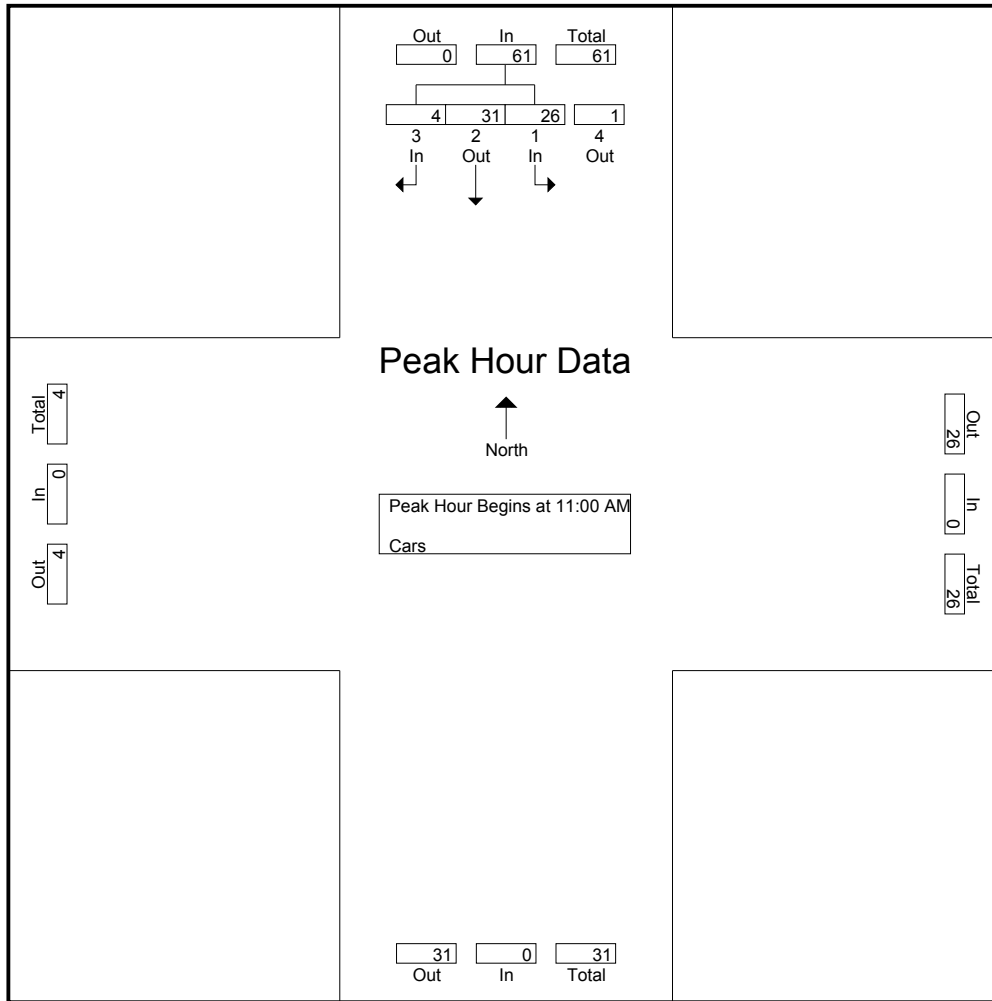
Start Time	From North				Int. Total
	1 In	2 Out	3 In	4 Out	
11:00 AM	2	11	0	1	14
11:15 AM	7	7	0	0	14
11:30 AM	10	8	3	0	21
11:45 AM	7	5	1	0	13
Total	26	31	4	1	62
12:00 PM	4	3	0	1	8
12:15 PM	6	12	0	1	19
12:30 PM	4	2	2	0	8
12:45 PM	3	3	2	0	8
Total	17	20	4	2	43
Grand Total	43	51	8	3	105
Apprch %	41	48.6	7.6	2.9	
Total %	41	48.6	7.6	2.9	

Start Time	From North				App. Total	From East	From South	From West	App. Total	Int. Total
	1 In	2 Out	3 In	4 Out						
Peak Hour Analysis From 11:00 AM to 12:45 PM - Peak 1 of 1										
Peak Hour for Entire Intersection Begins at 11:00 AM										
11:00 AM	2	11	0	1	14	0	0	0	0	14
11:15 AM	7	7	0	0	14	0	0	0	0	14
11:30 AM	10	8	3	0	21	0	0	0	0	21
11:45 AM	7	5	1	0	13	0	0	0	0	13
Total Volume	26	31	4	1	62	0	0	0	0	62
% App. Total	41.9	50	6.5	1.6						
PHF	.650	.705	.333	.250	.738	.000	.000	.000	.000	.738

Accurate Counts
978-664-2565

N/S Street : Ins and Outs at Section 'G'
E/W Street: Main Street
City/State : Cambridge, MA
Weather : Clear

File Name : lg03800g
Site Code : LG03800G
Start Date : 5/15/2013
Page No : 2



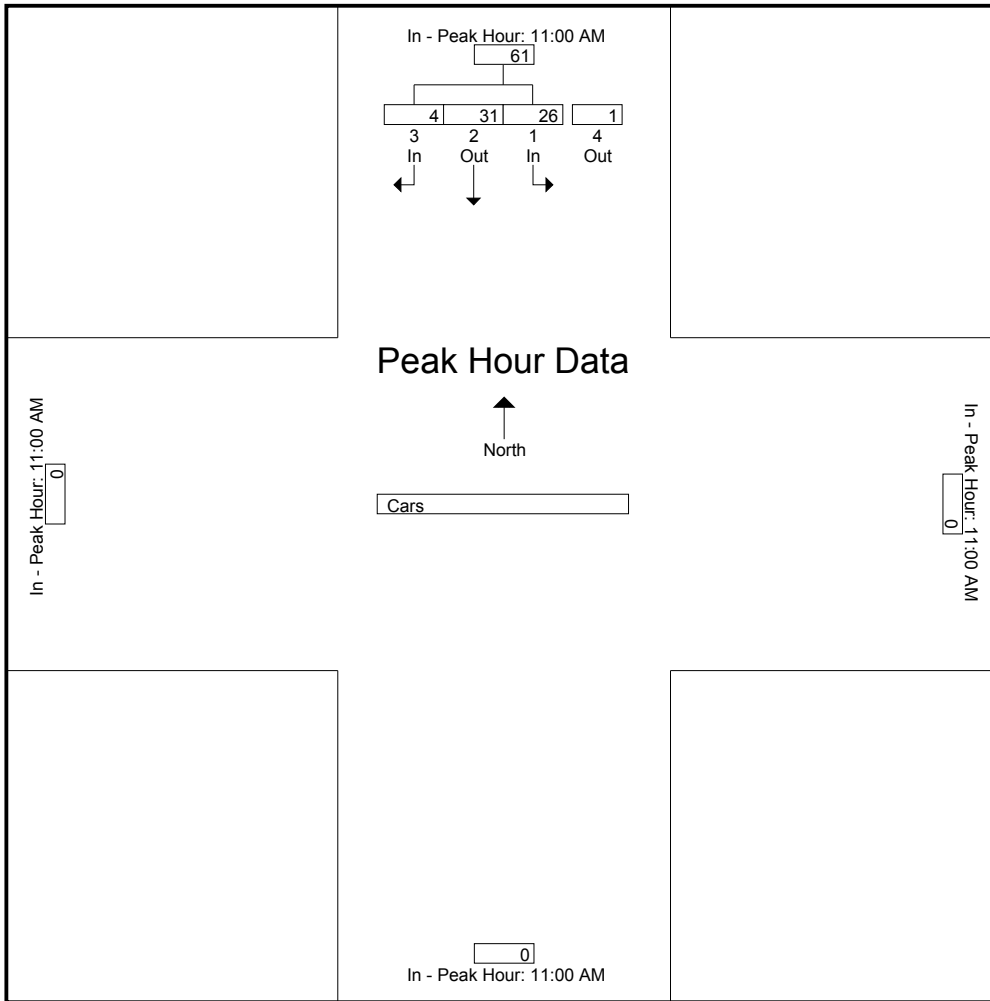
Peak Hour Analysis From 11:00 AM to 12:45 PM - Peak 1 of 1
Peak Hour for Each Approach Begins at:

	11:00 AM					11:00 AM	11:00 AM	11:00 AM
+0 mins.	2	11	0	1	14	0	0	0
+15 mins.	7	7	0	0	14	0	0	0
+30 mins.	10	8	3	0	21	0	0	0
+45 mins.	7	5	1	0	13	0	0	0
Total Volume	26	31	4	1	62	0	0	0
% App. Total	41.9	50	6.5	1.6				
PHF	.650	.705	.333	.250	.738	.000	.000	.000

Accurate Counts
978-664-2565

N/S Street : Ins and Outs at Section 'G'
E/W Street: Main Street
City/State : Cambridge, MA
Weather : Clear

File Name : lg03800g
Site Code : LG03800G
Start Date : 5/15/2013
Page No : 3



Accurate Counts
978-664-2565

N/S Street : Ins and Outs at Section 'G'
E/W Street: Main Street
City/State : Cambridge, MA
Weather : Clear

File Name : lg03800g
Site Code : LG03800G
Start Date : 5/15/2013
Page No : 1

Groups Printed- Trucks

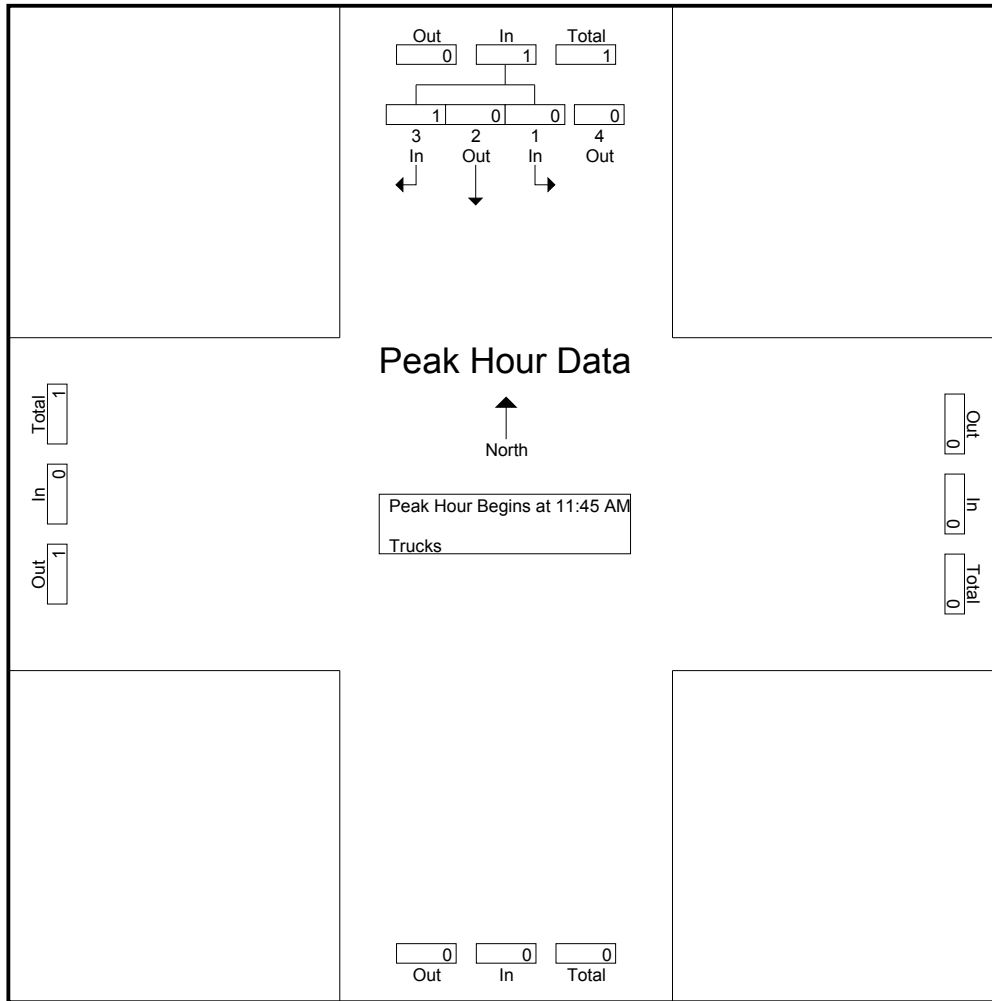
Start Time	From North				Int. Total
	1 In	2 Out	3 In	4 Out	
11:00 AM	0	0	0	0	0
11:15 AM	0	0	0	0	0
11:30 AM	0	0	0	0	0
11:45 AM	0	0	0	0	0
Total	0	0	0	0	0
12:00 PM	0	0	0	0	0
12:15 PM	0	0	0	0	0
12:30 PM	0	0	1	0	1
12:45 PM	0	0	0	0	0
Total	0	0	1	0	1
Grand Total	0	0	1	0	1
Apprch %	0	0	100	0	
Total %	0	0	100	0	

Start Time	From North				App. Total	From East	From South	From West	App. Total	Int. Total
	1 In	2 Out	3 In	4 Out						
Peak Hour Analysis From 11:00 AM to 12:45 PM - Peak 1 of 1										
Peak Hour for Entire Intersection Begins at 11:45 AM										
11:45 AM	0	0	0	0	0	0	0	0	0	0
12:00 PM	0	0	0	0	0	0	0	0	0	0
12:15 PM	0	0	0	0	0	0	0	0	0	0
12:30 PM	0	0	1	0	1	0	0	0	0	1
Total Volume	0	0	1	0	1	0	0	0	0	1
% App. Total	0	0	100	0						
PHF	.000	.000	.250	.000	.250	.000	.000	.000	.000	.250

Accurate Counts
978-664-2565

N/S Street : Ins and Outs at Section 'G'
E/W Street: Main Street
City/State : Cambridge, MA
Weather : Clear

File Name : lg03800g
Site Code : LG03800G
Start Date : 5/15/2013
Page No : 2



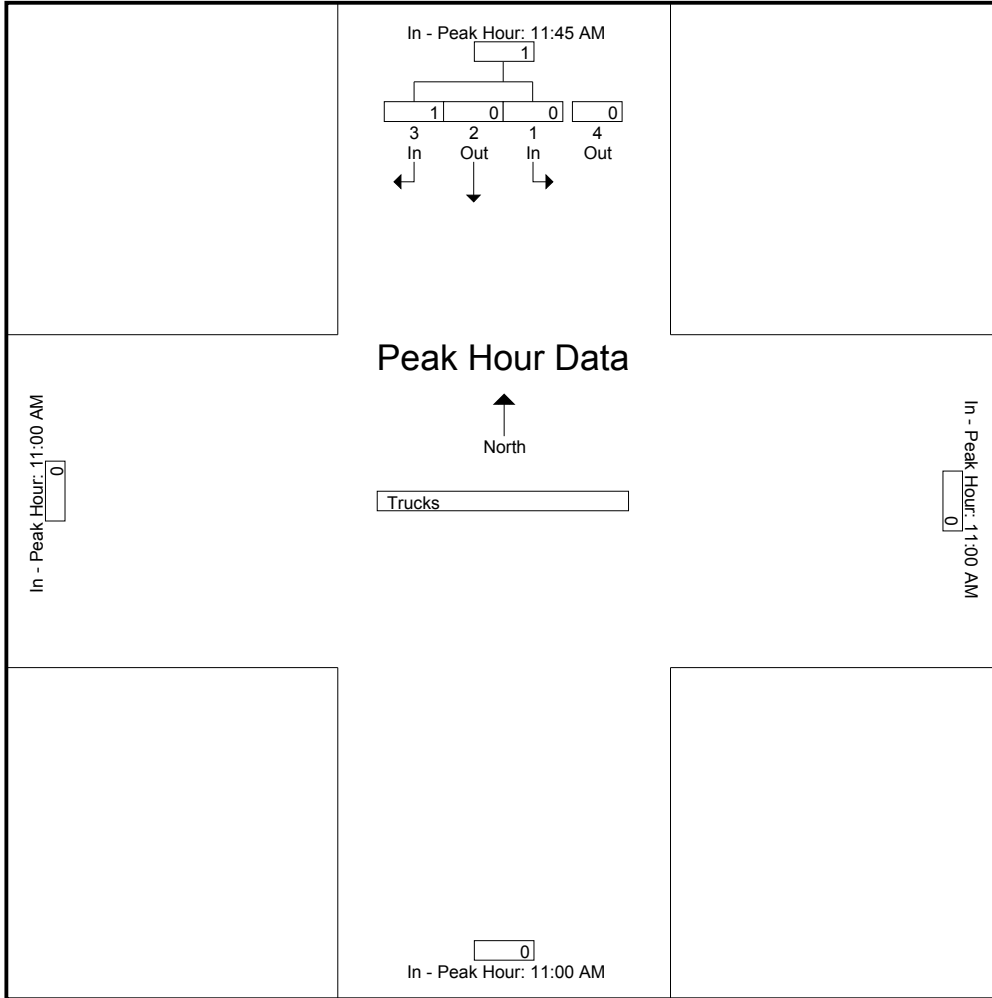
Peak Hour Analysis From 11:00 AM to 12:45 PM - Peak 1 of 1
Peak Hour for Each Approach Begins at:

	11:45 AM					11:00 AM	11:00 AM	11:00 AM
+0 mins.	0	0	0	0	0	0	0	0
+15 mins.	0	0	0	0	0	0	0	0
+30 mins.	0	0	0	0	0	0	0	0
+45 mins.	0	0	1	0	1	0	0	0
Total Volume	0	0	1	0	1	0	0	0
% App. Total	0	0	100	0	0	0	0	0
PHF	.000	.000	.250	.000	.250	.000	.000	.000

Accurate Counts
978-664-2565

File Name : lg03800g
Site Code : LG03800G
Start Date : 5/15/2013
Page No : 3

N/S Street : Ins and Outs at Section 'G'
E/W Street: Main Street
City/State : Cambridge, MA
Weather : Clear



Accurate Counts
978-664-2565

N/S Street : Ins and Outs at Section 'G'
E/W Street: Main Street
City/State : Cambridge, MA
Weather : Clear

File Name : lg03800g
Site Code : LG03800G
Start Date : 5/15/2013
Page No : 1

Groups Printed- Cars - Trucks

Start Time	From North				Int. Total
	1 In	2 Out	3 In	4 Out	
04:00 PM	1	4	0	1	6
04:15 PM	1	6	0	2	9
04:30 PM	0	4	2	1	7
04:45 PM	2	5	0	0	7
Total	4	19	2	4	29
05:00 PM	0	6	0	0	6
05:15 PM	4	9	1	0	14
05:30 PM	2	3	1	2	8
05:45 PM	2	10	1	0	13
Total	8	28	3	2	41
Grand Total	12	47	5	6	70
Apprch %	17.1	67.1	7.1	8.6	
Total %	17.1	67.1	7.1	8.6	
Cars	11	47	5	6	69
% Cars	91.7	100	100	100	98.6
Trucks	1	0	0	0	1
% Trucks	8.3	0	0	0	1.4

Start Time	From North				App. Total	From East App. Total	From South App. Total	From West App. Total	Int. Total
	1 In	2 Out	3 In	4 Out					
05:00 PM	0	6	0	0	6	0	0	0	6
05:15 PM	4	9	1	0	14	0	0	0	14
05:30 PM	2	3	1	2	8	0	0	0	8
05:45 PM	2	10	1	0	13	0	0	0	13
Total Volume	8	28	3	2	41	0	0	0	41
% App. Total	19.5	68.3	7.3	4.9					
PHF	.500	.700	.750	.250	.732	.000	.000	.000	.732
Cars	7	28	3	2	40	0	0	0	40
% Cars	87.5	100	100	100	97.6	0	0	0	97.6
Trucks	1	0	0	0	1	0	0	0	1
% Trucks	12.5	0	0	0	2.4	0	0	0	2.4

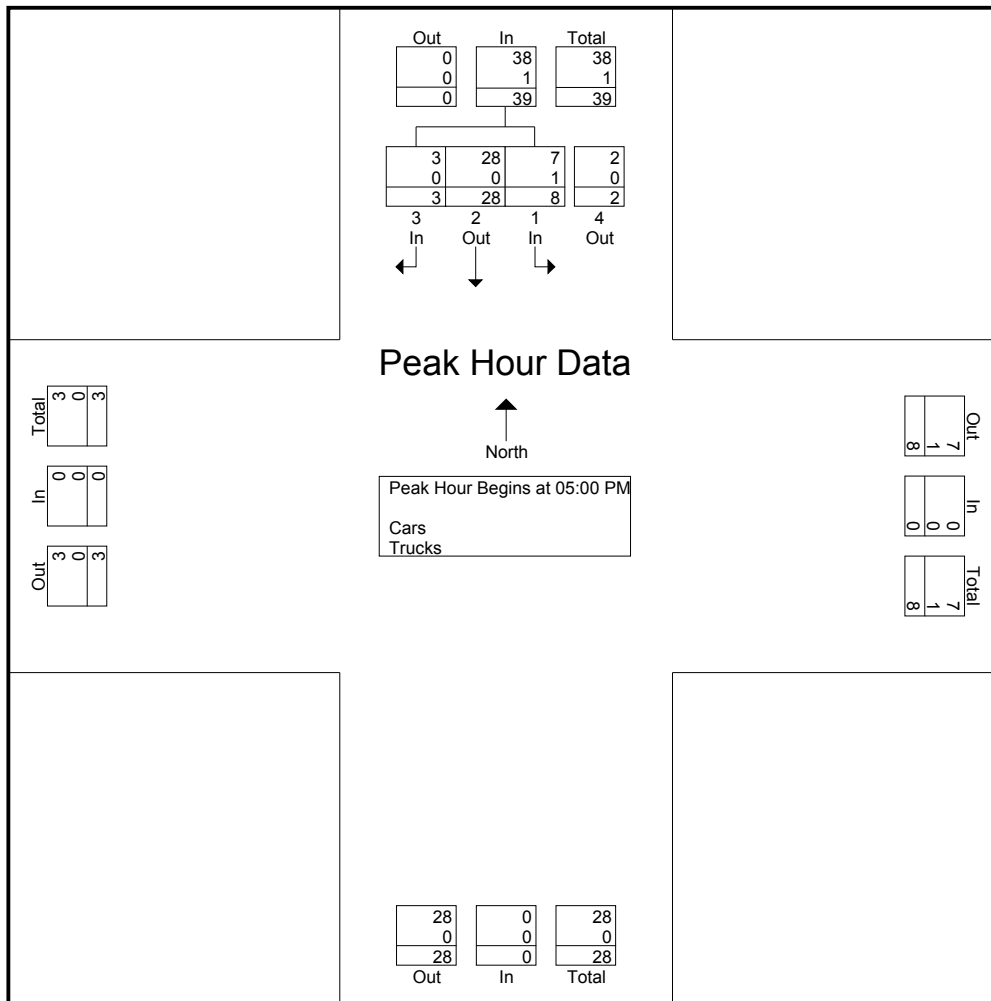
Peak Hour Analysis From 04:00 PM to 05:45 PM - Peak 1 of 1

Peak Hour for Entire Intersection Begins at 05:00 PM

Accurate Counts
978-664-2565

File Name : lg03800g
Site Code : LG03800G
Start Date : 5/15/2013
Page No : 2

N/S Street : Ins and Outs at Section 'G'
E/W Street: Main Street
City/State : Cambridge, MA
Weather : Clear



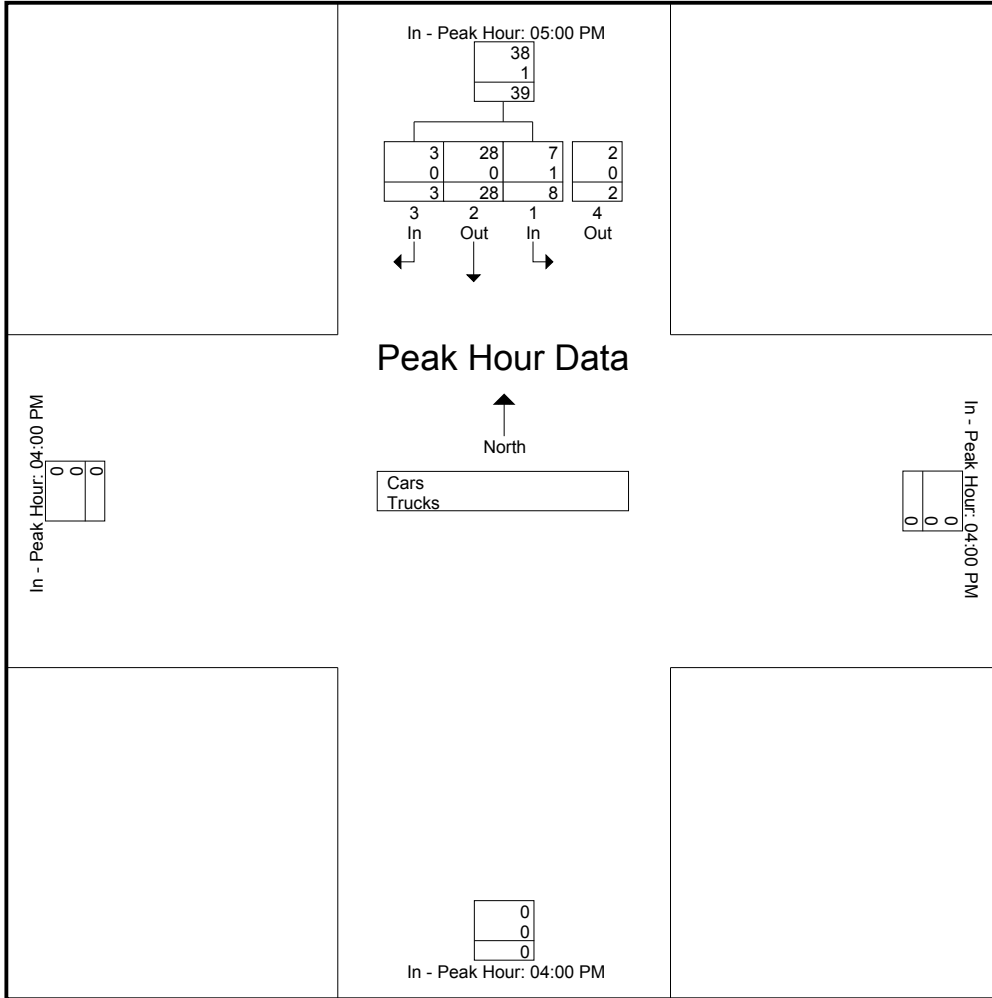
Peak Hour Analysis From 04:00 PM to 05:45 PM - Peak 1 of 1
Peak Hour for Each Approach Begins at:

	05:00 PM					04:00 PM	04:00 PM	04:00 PM
+0 mins.	0	6	0	0	6	0	0	0
+15 mins.	4	9	1	0	14	0	0	0
+30 mins.	2	3	1	2	8	0	0	0
+45 mins.	2	10	1	0	13	0	0	0
Total Volume	8	28	3	2	41	0	0	0
% App. Total	19.5	68.3	7.3	4.9	73.2	.000	.000	.000
PHF	.500	.700	.750	.250	.732	.000	.000	.000
Cars	7	28	3	2	40	0	0	0
% Cars	87.5	100	100	100	97.6	0	0	0
Trucks	1	0	0	0	1	0	0	0
% Trucks	12.5	0	0	0	2.4	0	0	0

Accurate Counts
978-664-2565

File Name : lg03800g
Site Code : LG03800G
Start Date : 5/15/2013
Page No : 3

N/S Street : Ins and Outs at Section 'G'
E/W Street: Main Street
City/State : Cambridge, MA
Weather : Clear



Accurate Counts
978-664-2565

N/S Street : Ins and Outs at Section 'G'
E/W Street: Main Street
City/State : Cambridge, MA
Weather : Clear

File Name : lg03800g
Site Code : LG03800G
Start Date : 5/15/2013
Page No : 1

Groups Printed- Cars

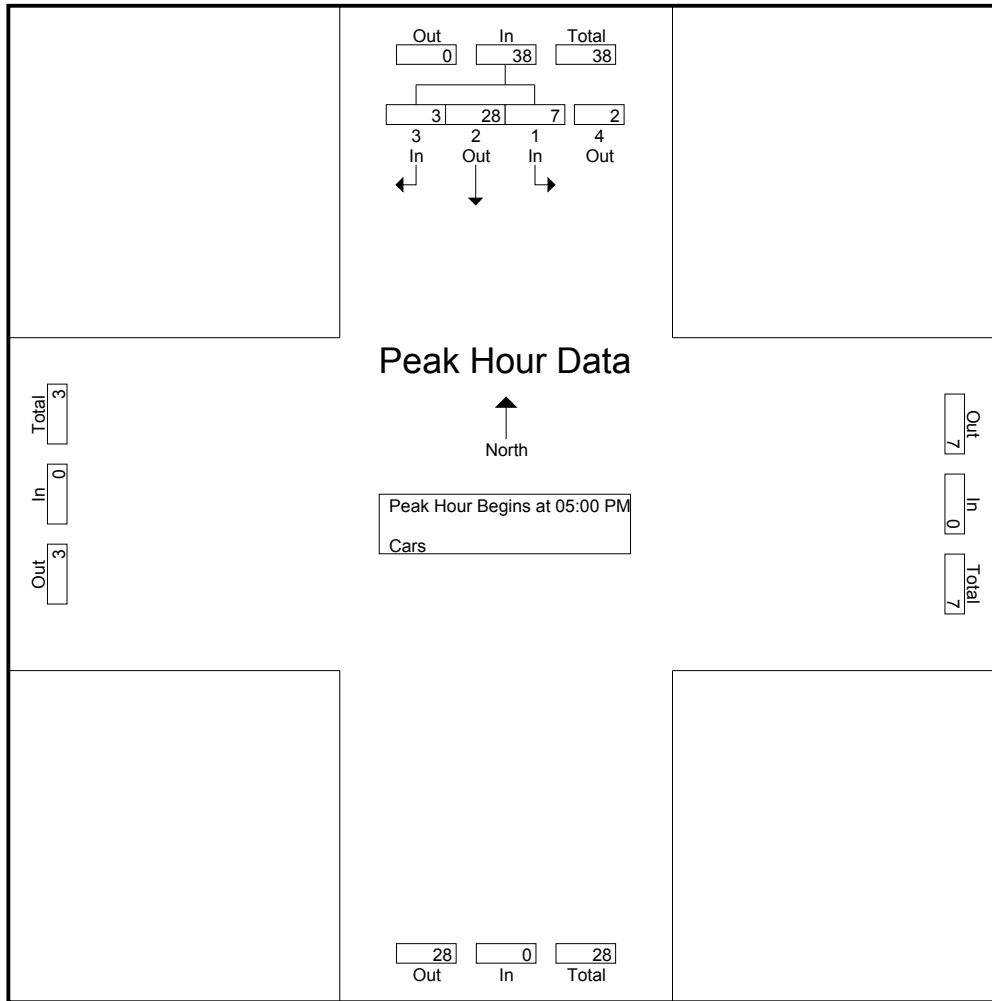
Start Time	From North				Int. Total
	1 In	2 Out	3 In	4 Out	
04:00 PM	1	4	0	1	6
04:15 PM	1	6	0	2	9
04:30 PM	0	4	2	1	7
04:45 PM	2	5	0	0	7
Total	4	19	2	4	29
05:00 PM	0	6	0	0	6
05:15 PM	4	9	1	0	14
05:30 PM	1	3	1	2	7
05:45 PM	2	10	1	0	13
Total	7	28	3	2	40
Grand Total	11	47	5	6	69
Apprch %	15.9	68.1	7.2	8.7	
Total %	15.9	68.1	7.2	8.7	

Start Time	From North				App. Total	From East	From South	From West	App. Total	Int. Total
	1 In	2 Out	3 In	4 Out						
Peak Hour Analysis From 04:00 PM to 05:45 PM - Peak 1 of 1										
Peak Hour for Entire Intersection Begins at 05:00 PM										
05:00 PM	0	6	0	0	6	0	0	0	0	6
05:15 PM	4	9	1	0	14	0	0	0	0	14
05:30 PM	1	3	1	2	7	0	0	0	0	7
05:45 PM	2	10	1	0	13	0	0	0	0	13
Total Volume	7	28	3	2	40	0	0	0	0	40
% App. Total	17.5	70	7.5	5						
PHF	.438	.700	.750	.250	.714	.000	.000	.000	.000	.714

Accurate Counts
978-664-2565

N/S Street : Ins and Outs at Section 'G'
E/W Street: Main Street
City/State : Cambridge, MA
Weather : Clear

File Name : lg03800g
Site Code : LG03800G
Start Date : 5/15/2013
Page No : 2



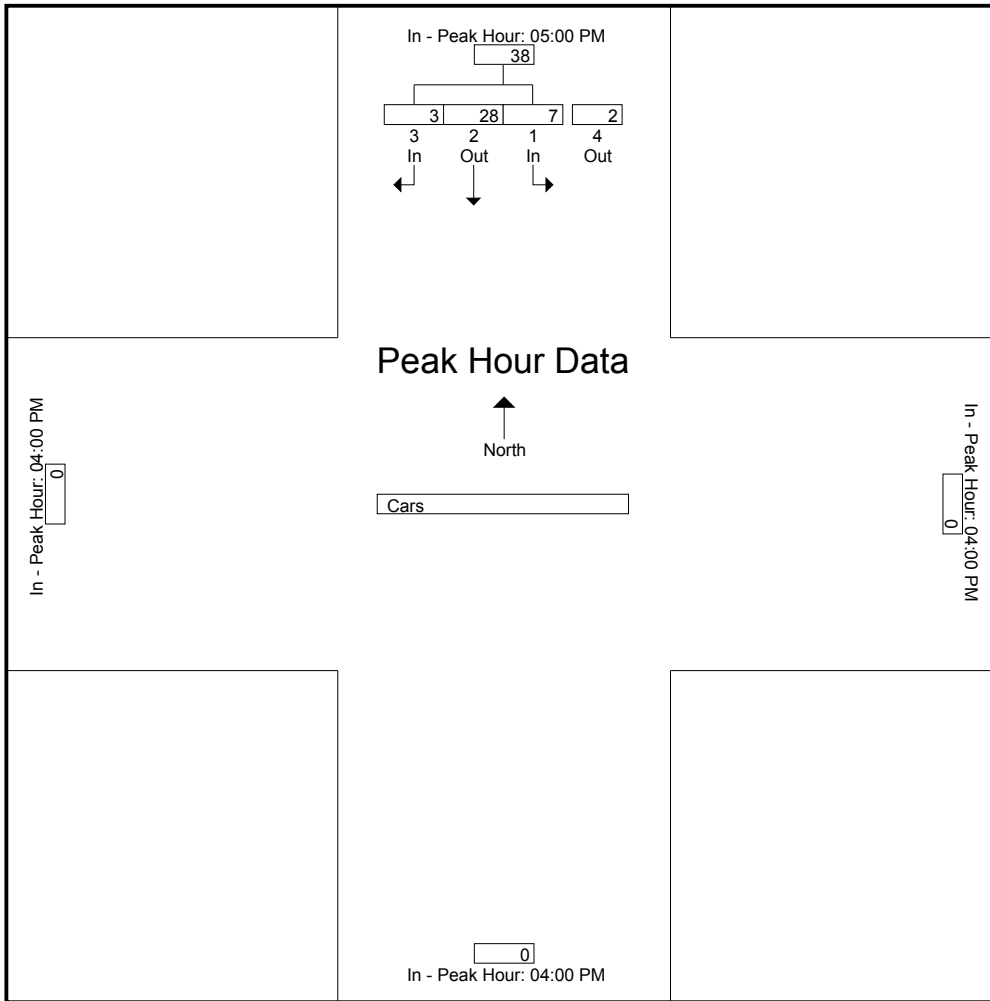
Peak Hour Analysis From 04:00 PM to 05:45 PM - Peak 1 of 1
Peak Hour for Each Approach Begins at:

	05:00 PM					04:00 PM	04:00 PM	04:00 PM
+0 mins.	0	6	0	0	6	0	0	0
+15 mins.	4	9	1	0	14	0	0	0
+30 mins.	1	3	1	2	7	0	0	0
+45 mins.	2	10	1	0	13	0	0	0
Total Volume	7	28	3	2	40	0	0	0
% App. Total	17.5	70	7.5	5				
PHF	.438	.700	.750	.250	.714	.000	.000	.000

Accurate Counts
978-664-2565

N/S Street : Ins and Outs at Section 'G'
E/W Street: Main Street
City/State : Cambridge, MA
Weather : Clear

File Name : lg03800g
Site Code : LG03800G
Start Date : 5/15/2013
Page No : 3



Accurate Counts
978-664-2565

N/S Street : Ins and Outs at Section 'G'
E/W Street: Main Street
City/State : Cambridge, MA
Weather : Clear

File Name : lg03800g
Site Code : LG03800G
Start Date : 5/15/2013
Page No : 1

Groups Printed- Trucks

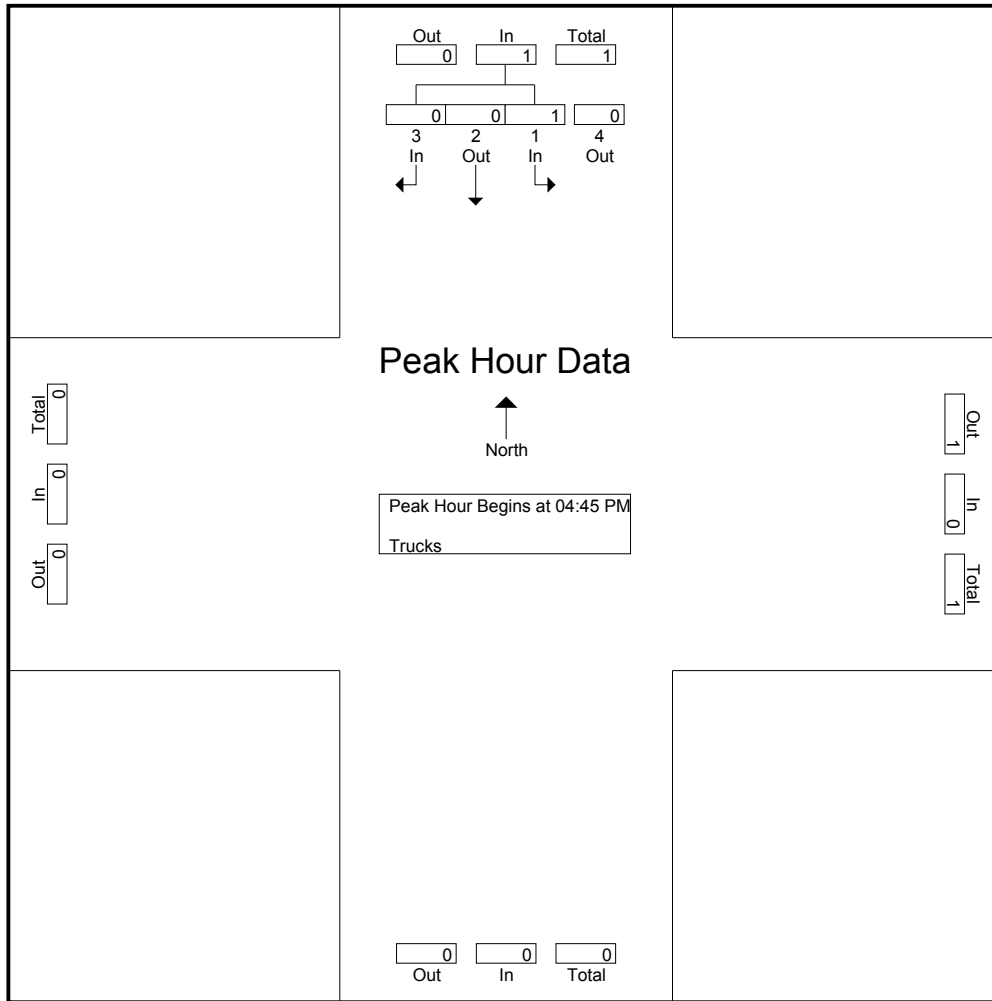
Start Time	From North				Int. Total
	1 In	2 Out	3 In	4 Out	
04:00 PM	0	0	0	0	0
04:15 PM	0	0	0	0	0
04:30 PM	0	0	0	0	0
04:45 PM	0	0	0	0	0
Total	0	0	0	0	0
05:00 PM	0	0	0	0	0
05:15 PM	0	0	0	0	0
05:30 PM	1	0	0	0	1
05:45 PM	0	0	0	0	0
Total	1	0	0	0	1
Grand Total	1	0	0	0	1
Apprch %	100	0	0	0	
Total %	100	0	0	0	

Start Time	From North				App. Total	From East	From South	From West	App. Total	Int. Total
	1 In	2 Out	3 In	4 Out						
Peak Hour Analysis From 04:00 PM to 05:45 PM - Peak 1 of 1										
Peak Hour for Entire Intersection Begins at 04:45 PM										
04:45 PM	0	0	0	0	0	0	0	0	0	0
05:00 PM	0	0	0	0	0	0	0	0	0	0
05:15 PM	0	0	0	0	0	0	0	0	0	0
05:30 PM	1	0	0	0	1	0	0	0	0	1
Total Volume	1	0	0	0	1	0	0	0	0	1
% App. Total	100	0	0	0						
PHF	.250	.000	.000	.000	.250	.000	.000	.000	.000	.250

Accurate Counts
978-664-2565

N/S Street : Ins and Outs at Section 'G'
E/W Street: Main Street
City/State : Cambridge, MA
Weather : Clear

File Name : lg03800g
Site Code : LG03800G
Start Date : 5/15/2013
Page No : 2



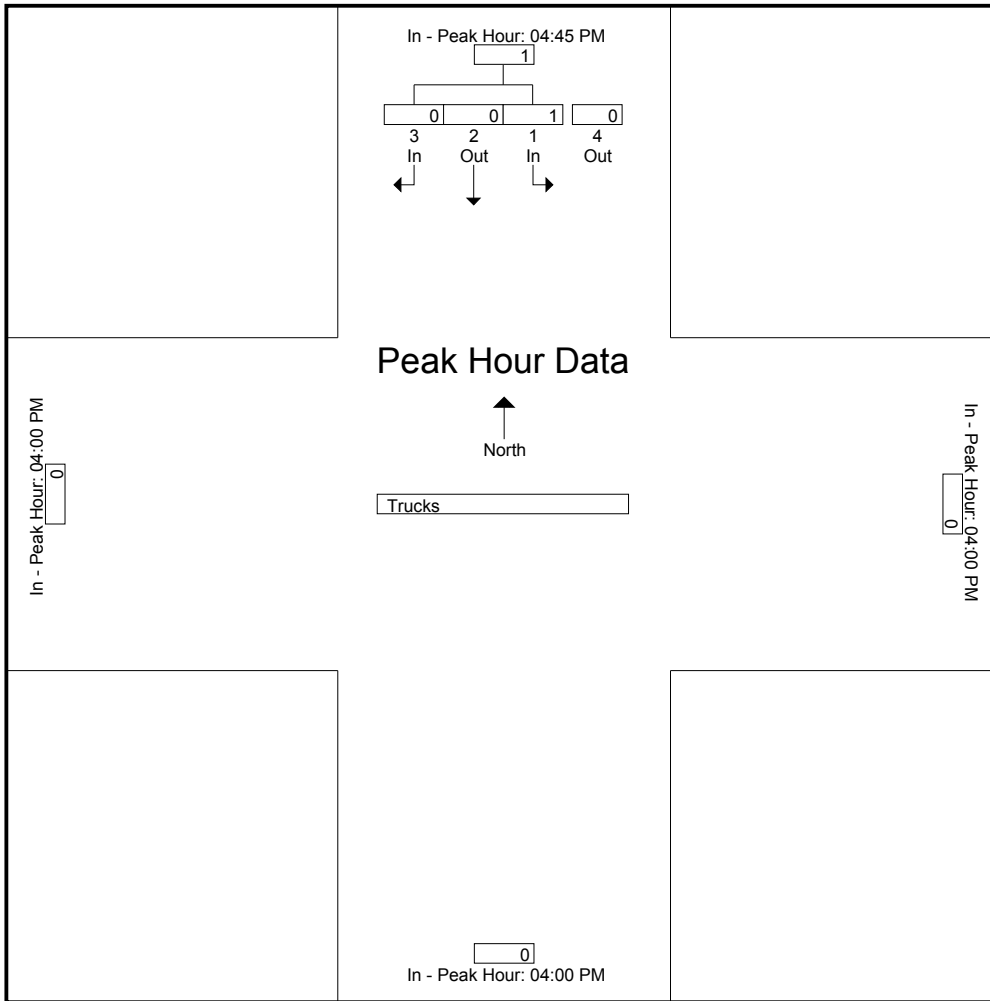
Peak Hour Analysis From 04:00 PM to 05:45 PM - Peak 1 of 1
Peak Hour for Each Approach Begins at:

	04:45 PM					04:00 PM	04:00 PM	04:00 PM
+0 mins.	0	0	0	0	0	0	0	0
+15 mins.	0	0	0	0	0	0	0	0
+30 mins.	0	0	0	0	0	0	0	0
+45 mins.	1	0	0	0	1	0	0	0
Total Volume	1	0	0	0	1	0	0	0
% App. Total	100	0	0	0				
PHF	.250	.000	.000	.000	.250	.000	.000	.000

Accurate Counts
978-664-2565

N/S Street : Ins and Outs at Section 'G'
E/W Street: Main Street
City/State : Cambridge, MA
Weather : Clear

File Name : lg03800g
Site Code : LG03800G
Start Date : 5/15/2013
Page No : 3



11/11/11

6

SHUTTLE BUSES

Kendall Square Annual Manual Drop off/Pick up Count Sheet

Morning Period	Auto		Taxis		Delivery Trucks		Emergency Vehicles		Police Vehicles		Limousines		Buses		Motorcycles	
	Drop off	Pick up	Drop off	Pick up	Drop off	Pick up	Drop off	Pick up	Drop off	Pick up	Drop off	Pick up	Drop off	Pick up	Drop off	Pick up
7:00 AM - 7:15 AM	1		11		1								1111	1111	11	11
7:15 AM - 7:30 AM	11		1		1								1111	1111	1111	1111
7:30 AM - 7:45 AM													1111	1111	1111	1111
7:45 AM - 8:00 AM	1		111		11								1111	1111	1111	1111
8:00 AM - 8:15 AM	11		11		1								1111	1111	1111	1111
8:15 AM - 8:30 AM	1		11		1								1111	1111	1111	1111
8:30 AM - 8:45 AM													1111	1111	1111	1111
8:45 AM - 9:00 AM					1								1111	1111	1111	1111

Midday Period	Auto		Taxis		Delivery Trucks		Emergency Vehicles		Police Vehicles		Limousines		Buses		Motorcycles	
	Drop off	Pick up	Drop off	Pick up	Drop off	Pick up	Drop off	Pick up	Drop off	Pick up	Drop off	Pick up	Drop off	Pick up	Drop off	Pick up
11:00 AM - 11:15 AM				1	1								1111	1111	1111	1111
11:15 AM - 11:30 AM			1	11									1111	1111	1111	1111
11:30 AM - 11:45 AM			11	111									1111	1111	1111	1111
11:45 AM - 12:00 PM			11	11	11								1111	1111	1111	1111
12:00 PM - 12:15 PM			11										1111	1111	1111	1111
12:15 PM - 12:30 PM			11	11									1111	1111	1111	1111
12:30 PM - 12:45 PM			1	11	1								1111	1111	1111	1111
12:45 PM - 1:00 PM			11	1	1								1111	1111	1111	1111

Evening Period	Auto		Taxis		Delivery Trucks		Emergency Vehicles		Police Vehicles		Limousines		Buses		Motorcycles	
	Drop off	Pick up	Drop off	Pick up	Drop off	Pick up	Drop off	Pick up	Drop off	Pick up	Drop off	Pick up	Drop off	Pick up	Drop off	Pick up
4:00 PM - 4:15 PM																
4:15 PM - 4:30 PM		11		11									1111	1111	1111	1111
4:30 PM - 4:45 PM		111		1									1111	1111	1111	1111
4:45 PM - 5:00 PM		11		111									1111	1111	1111	1111
5:00 PM - 5:15 PM		1		11									1111	1111	1111	1111
5:15 PM - 5:30 PM		111		1									1111	1111	1111	1111
5:30 PM - 5:45 PM		11		11									1111	1111	1111	1111
5:45 PM - 6:00 PM		1		1									1111	1111	1111	1111

2013 Tenant Survey Results Summary

2013 Parking Garage Data

East Garage May 13-17, 2013

0:00 - 0:59	46	58	74	72	74	65
1:00 - 1:59	42	55	74	73	72	63
2:00 - 2:59	40	53	70	69	70	60
3:00 - 3:59	40	53	68	65	67	59
4:00 - 4:59	42	60	68	67	67	61
5:00 - 5:59	74	83	87	88	92	85
6:00 - 6:59	126	150	138	133	136	137
7:00 - 7:59	207	252	224	211	224	224
8:00 - 8:59	387	387	384	356	356	374
9:00 - 9:59	556	561	565	522	501	541
10:00 - 10:59	629	639	650	605	599	624
11:00 - 11:59	663	682	689	634	635	661
12:00 - 12:59	660	698	702	640	638	668
13:00 - 13:59	643	657	678	615	586	636
14:00 - 14:59	591	594	621	576	494	575
15:00 - 15:59	550	529	547	498	428	510
16:00 - 16:59	447	416	447	400	337	409
17:00 - 17:59	295	283	296	291	228	279
18:00 - 18:59	176	212	209	201	155	191
19:00 - 19:59	117	145	144	168	122	139
20:00 - 20:59	91	108	123	129	110	112
21:00 - 21:59	73	88	90	104	100	91
22:00 - 22:59	64	73	76	90	93	79
23:00 - 23:59	61	66	67	75	78	69

Mon Tue Wed Thu Fri Weekday Av

North Garage M-F May 13-17, 2013

0:00 - 0:59	86	64	72	52	271	109
1:00 - 1:59	85	64	72	51	268	108
2:00 - 2:59	83	62	73	52	266	107
3:00 - 3:59	81	61	71	52	266	106
4:00 - 4:59	87	68	75	61	269	112
5:00 - 5:59	123	115	114	103	306	152
6:00 - 6:59	268	293	285	263	451	312
7:00 - 7:59	484	494	498	510	596	516
8:00 - 8:59	728	756	733	790	744	750
9:00 - 9:59	904	963	921	956	844	918
10:00 - 10:59	947	1,022	985	1,018	883	971
11:00 - 11:59	956	1,026	969	1,017	858	965
12:00 - 12:59	957	1,013	970	1,004	821	953
13:00 - 13:59	952	989	972	992	782	937
14:00 - 14:59	889	937	932	940	701	880
15:00 - 15:59	753	799	810	796	555	743
16:00 - 16:59	509	573	549	530	388	510
17:00 - 17:59	294	311	304	303	234	289
18:00 - 18:59	192	183	195	191	166	185
19:00 - 19:59	120	105	126	122	105	116
20:00 - 20:59	101	83	93	88	89	91
21:00 - 21:59	81	79	76	70	79	77
22:00 - 22:59	75	72	65	64	74	70
23:00 - 23:59	67	66	59	62	68	64
	Mon	Tue	Wed	Thu	Fri	Weekday Av

West Garage May 13-17, 2013

0:00 - 0:59	44	42	50	52	74	52
1:00 - 1:59	44	41	51	52	71	52
2:00 - 2:59	46	43	52	53	70	53
3:00 - 3:59	49	45	55	55	69	55
4:00 - 4:59	50	48	57	57	69	56
5:00 - 5:59	62	58	72	64	78	67
6:00 - 6:59	103	106	117	108	109	109
7:00 - 7:59	163	178	189	175	159	173
8:00 - 8:59	270	292	294	295	287	288
9:00 - 9:59	417	444	454	465	409	438
10:00 - 10:59	485	503	516	517	448	494
11:00 - 11:59	508	523	531	519	454	507
12:00 - 12:59	516	518	528	515	444	504
13:00 - 13:59	502	504	515	509	421	490
14:00 - 14:59	467	469	479	481	390	457
15:00 - 15:59	428	418	421	425	335	405
16:00 - 16:59	328	323	328	314	234	305
17:00 - 17:59	199	199	195	215	139	189
18:00 - 18:59	119	109	117	158	109	122
19:00 - 19:59	97	74	84	150	93	100
20:00 - 20:59	79	61	70	103	84	79
21:00 - 21:59	53	52	55	72	81	63
22:00 - 22:59	48	51	50	69	81	60
23:00 - 23:59	42	50	52	62	77	57
	Mon	Tue	Wed	Thu	Fri	Weekday Av