

# Kendall Square Urban Renewal Area

## **2012 Annual Traffic Count Program & Trip Generation Analysis**



## Section 61 Finding Update Letter

Prepared for:

Cambridge Redevelopment Authority

Prepared by:

Fay, Spofford & Thorndike

1/3/13



FAY, SPOFFORD &  
THORNDIKE  
15 Broad Street  
Boston, MA 02109  
Toll Free: 800.835.8666  
T: 617.723.8882  
F: 617.723.9995  
www.fstinc.com

January 3, 2013

Susan M. Glazer, AICP  
Deputy Director for Community Development  
344 Broadway  
Cambridge, MA 02139

Subject: Kendall Square Urban Renewal Area  
2012 Traffic Count Program and Trip Generation Analyses

Dear Ms. Glazer:

Fay, Spofford & Thorndike (FST) is pleased to submit this summary annual update of the Kendall Square Urban Renewal Area (the "Area") traffic count program to reflect May 2012 traffic conditions in the Area in compliance with its Section 61 Finding requirements. Also included in this letter is an updated evaluation of the Area's existing trip generation characteristics compared to earlier projections FST made in connection with Plan Amendment # 8 in our CRA letter dated June 15, 2010. Year 2012 parking garage data compiled during the month of May by Boston Properties, LLP have also been analyzed and summarized, along with tenant/employee travel mode surveys. The 2012 count program represents the eighteenth year of the annual count update program.

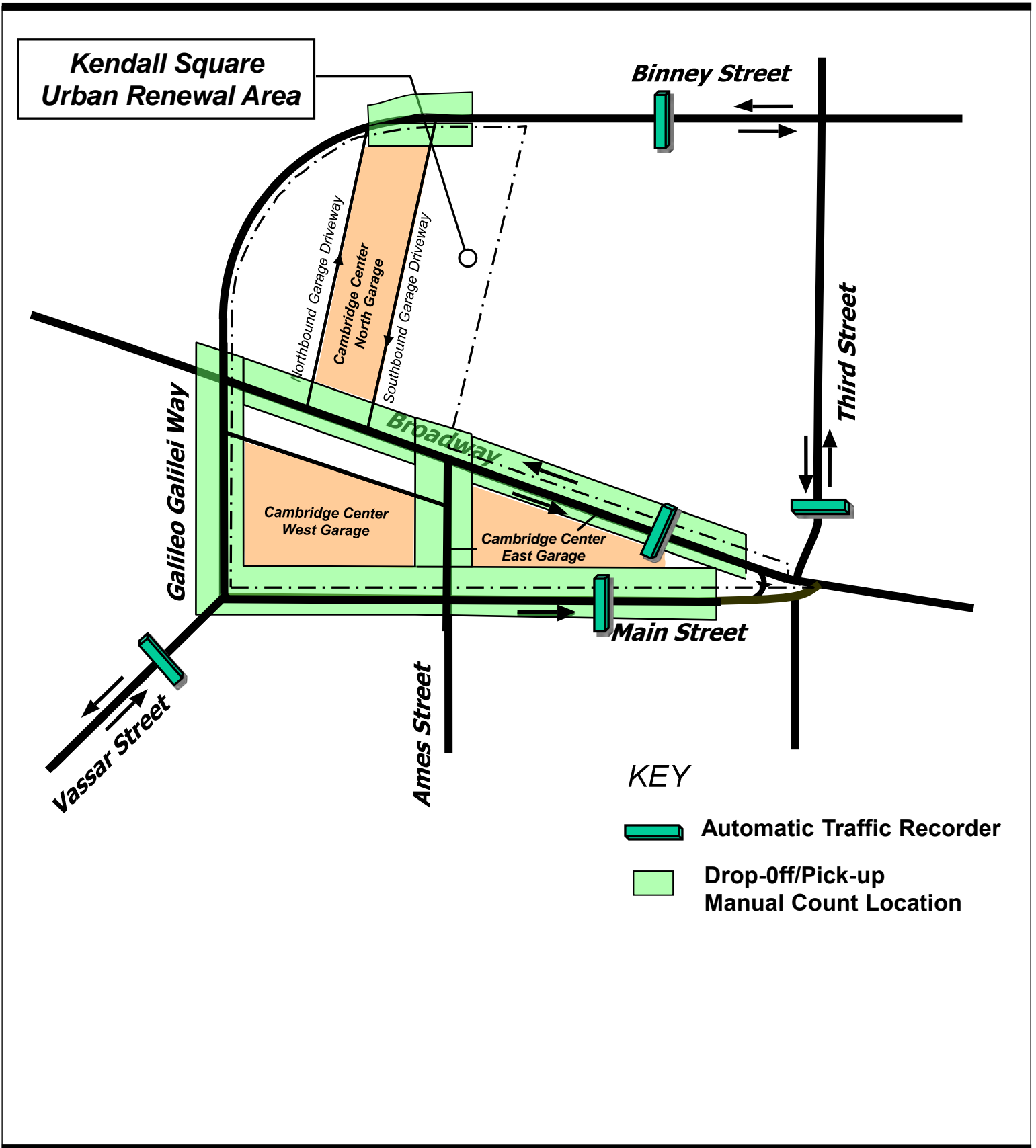
*Task I - Traffic Count Program*

Figure 1 illustrates the program of ATR and the manual vehicle count locations conducted within the Area. Copies of the ATR and manual count field sheets are provided in the attached Technical Appendix. The latest automatic traffic recorder count program was conducted during May 14-18, 2012. Counts were conducted at the following locations with durations indicated:

- Main Street, east of Ames Street (May 14 - 18).
- Broadway, east of the Mid-Block Connector (May 14- 18).
- Binney Street, west of Fifth Street (May. 14 – 18).
- Third Street, north of Broadway (May 14 - 18).
- Vassar Street, southwest of Main Street and the Western Connector (May 14 - 18).

Additionally, on Tuesday, May 15, 2011, manual vehicle counts were conducted to determine drop-off/pick-up activity and ins/outs from the Cambridge Center East and North garages between 7 AM - 9 AM, 11 AM - 1 PM, and 4 PM - 6 PM in the following seven block face areas:

- Main Street, between Ames Street and Wadsworth Street.
- Main Street, between Ames Street and Vassar Street.
- Broadway, between Ames Street and Third Street.
- Broadway, between Ames Street and Binney Street.
- Mid-Block Connector, between Main Street and Broadway
- Galileo Gallilei Way between Main Street and Broadway.
- Binney Street between Fulkerson and Sixth Streets.



Schematic Diagram:  
Not to Scale

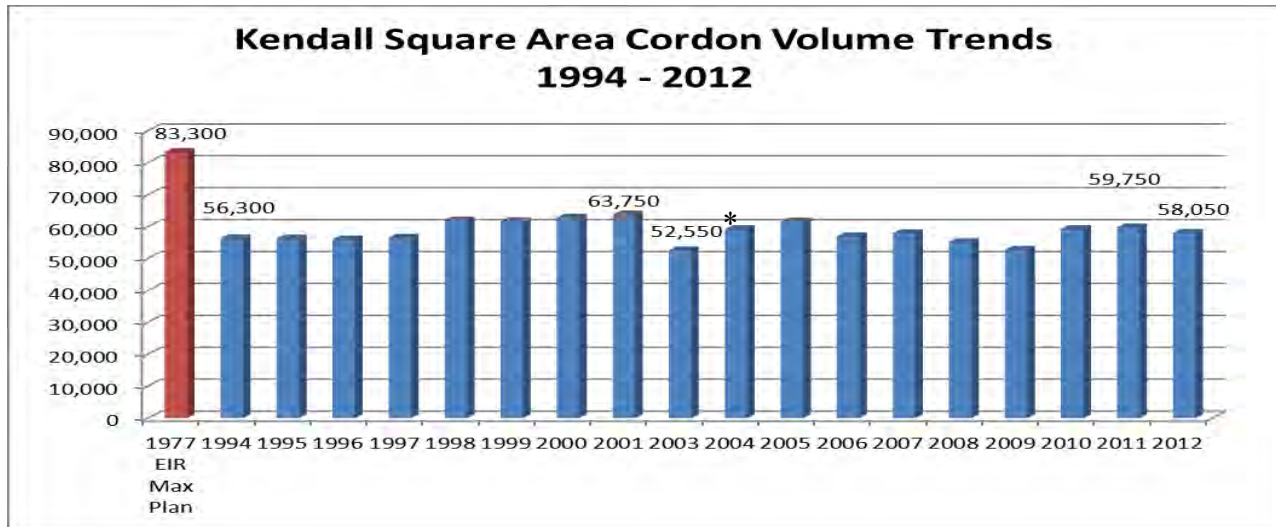
Kendall Square Urban Renewal Area

**2012 Traffic Count Locations**

Cambridge Redevelopment Authority

Figure 1

Table 1 compares the Average Annual Weekday Traffic volumes (AAWDT) projected in the 1977 FEIR to the Area’s AAWDT volumes counted by FST during 1989-2012. Comparisons of the 1994-2012 AAWDT volumes by location are illustrated on Figure 2. The chart below summarizes overall AAWDT cordon volumes for the five roads where traffic volumes are measured.



\* Vassar Street was under construction during the 2003 count program and open to one-way traffic only.

Between 1994 and 2012, the Area’s AAWDT volumes along a fixed cordon have varied between 52,550 and 63,750 vehicles per day. Overall, AAWDT volumes measured in 2012 are **3% lower than those measured during 2011**, and **3% higher than those measured in 1994**. The Area has added more than 1 million square feet of gross floor area since 1994, but none during the past five years. Still, **year 2012 cordon volumes are 9% lower than the highest peak cordon volume measured during 2001**. While actual Area trip generation has grown somewhat proportional to the levels measured in 1994, background through traffic in the Area declined for several years following completion of the Central Artery/Tunnel Project. In the meantime, the City of Cambridge has implemented a trip reduction ordinance and has aggressively pursued bike travel enhancements and improvements to other non-auto modes. Fewer motorists are diverting into the Area than during the late-1990’s to early 2000’s while the Artery was still under construction. During the 2012 count program, even though developments in the broader East Cambridge Area continue to be occupied, background traffic in the Area is declining as non-auto mode shares increase. Observations indicate that bicycling seems to be experiencing the largest gains in mode share contributing to the reduction in background vehicular traffic growth.

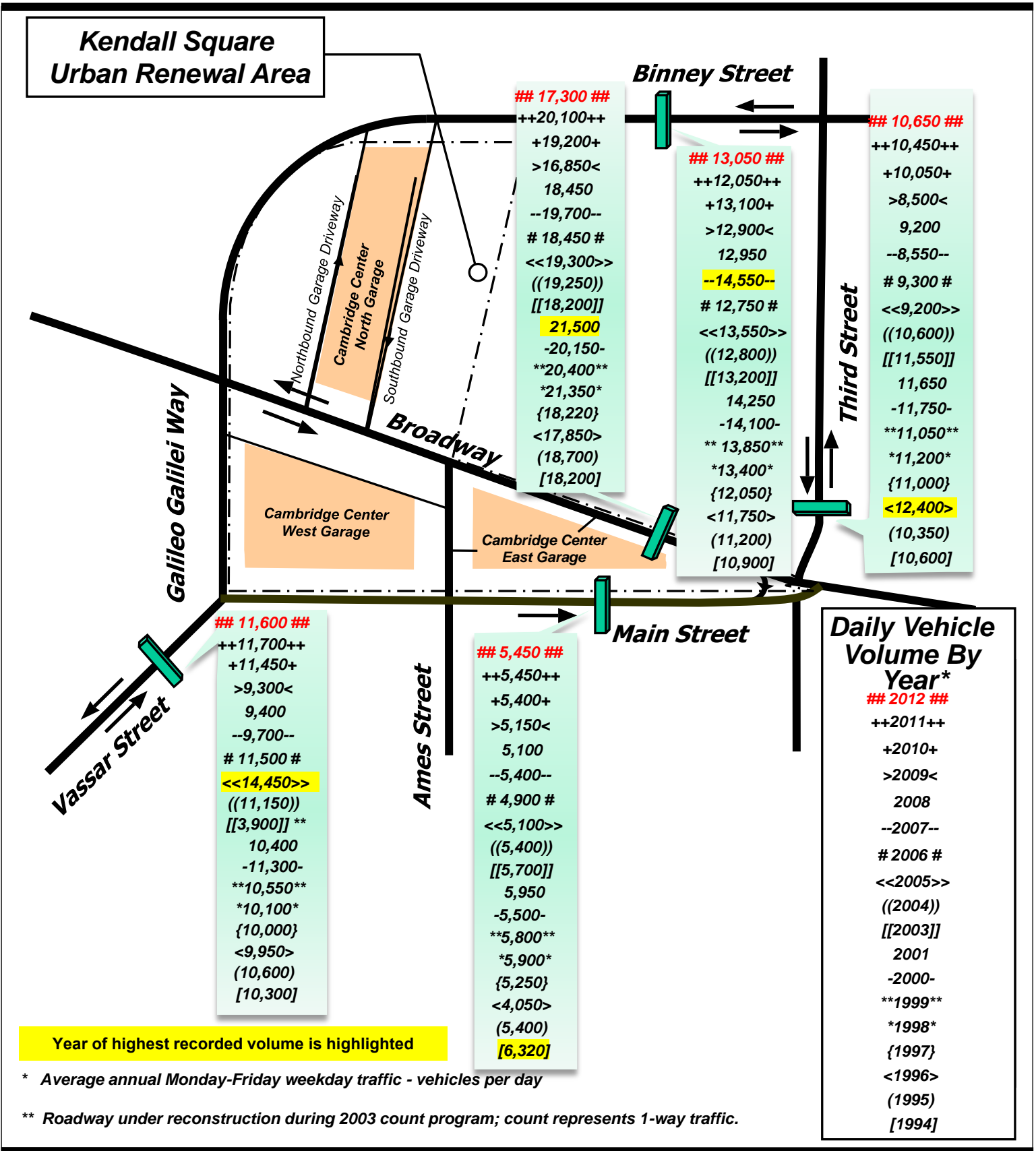
Two types of field data were collected manually -- entering and exiting vehicles to/from the Cambridge Center East, West, and North Garages, and curbside drop-off/pick-up activities on Area streets and in designated zones at the local land uses. A summary of this data, by type and location, is contained in Table 2, which compares year 2012 to year 2011 manual count data compilations. During the 2012 count program, the total available development square footage in the Area remained the same as it was since 2012. The Cambridge Center garages also have the same capacities with approximately 2,750 spaces in total between 2006 and 2012.

Table 1  
**Kendall Square Urban Renewal Project Area**  
 Comparison of Projected FEIR Full Build-out Average Weekday Traffic Volumes  
 To Actual 1989 - 2012 Average Weekday Traffic Volumes <sup>1</sup>

ROADWAY	1977 FEIR Max Plan	1989	1994	1995	1996	1997	1998	1999	2000	2001	2003	2004	2005	2006	2007	2008	2009	2010	2011	2012	%	
	Volume (vpd) <sup>2</sup>	Volume (vpd)	Volume (vpd)	Volume (vpd) <sup>3</sup>	Volume (vpd) <sup>4</sup>	Volume (vpd) <sup>4</sup>	Volume (vpd) <sup>4</sup>	Volume (vpd) <sup>4</sup>	Volume (vpd) <sup>4</sup>	Volume (vpd) <sup>4</sup>	Volume (vpd) <sup>4</sup>	Volume (vpd) <sup>4</sup>	Volume (vpd) <sup>4</sup>	Volume (vpd) <sup>4</sup>	Volume (vpd) <sup>4</sup>	Volume (vpd) <sup>4</sup>	Volume (vpd) <sup>4</sup>	Volume (vpd) <sup>4</sup>	Volume (vpd) <sup>4</sup>	Volume (vpd) <sup>4</sup>	Difference 2012-2011	
<b>Main Street</b> <sup>5</sup> Near MBTA Station	7,900	4,250	<b>6,300</b>	5,400	4,050	5,250	5,900	5,800	5,500	5,950	5,700	5,400	5,100	4,900	5,400	5,100	5,150	5,400	5,450	5,450	0%	
<b>Broadway</b> west of Mid-Block Connector	36,700	17,700	N/M	N/M	N/M	N/M	N/M	N/M	N/M	N/M	N/M	N/M	N/M	N/M	N/M	N/M	N/M	N/M	N/M	N/M	N/M	--
<b>Broadway</b> east of Mid-Block Connector	32,900	N/M	18,200	18,700	17,850	18,200	21,350	20,400	20,150	<b>21,500</b>	18,200	19,250	19,300	18,450	19,700	18,450	16,850	19,200	20,100	17,300	-14%	
<b>Binney Street</b> west of Third Street	11,500	8,800	10,900	11,200	11,750	12,050	13,400	13,850	14,100	14,250	13,200	12,800	13,550	12,750	<b>14,550</b>	12,950	12,900	13,100	12,050	13,050	8%	
<b>Third Street</b> north of Broadway	16,300	N/M	10,600	10,350	<b>12,400</b>	11,000	11,200	11,050	11,750	11,650	11,550	10,600	9,200	9,300	8,550	9,200	8,500	10,050	10,450	10,650	2%	
<b>Vassar Street</b> west of Main Street	14,700	N/M	10,300	10,600	9,950	10,000	10,100	10,550	11,300	10,400	3,900	11,150	<b>14,450</b>	11,500	9,700	9,400	9,300	11,450	11,700	11,600	-1%	
<b>CORDON TOTAL</b> <sup>6</sup>	83,300	N/A	56,300	56,250	56,000	56,500	61,950	61,650	62,800	<b>63,750</b>	52,550	59,200	61,600	56,900	57,900	55,100	52,700	59,200	59,750	58,050	-3%	

Red Indicates highest volume measured for street or cordon total during a year between 1994 and 2012.

- 1 FEIR volume projections illustrated on FEIR Figures II.5.10 & II.5.11. Total volumes exclude Broadway west of Mid-block Connector. Measured volumes are on an average annual basis to nearest 50 vehicles per day.
  - 2 vpd = vehicles per day.
  - 3 March 11-18, 1996 measured volumes calibrated (increased by 2%) to reflect 1995 average annual conditions.
  - 4 Measured 1996-2009 volumes assumed to reflect average annual conditions.
  - 5 Eastbound AAWDT only for Main Street.
  - 6 Vassar Street was limited to one-way operation and under reconstruction during the 2003 survey only.
  - 7 Broadway west of Mid-block connector not included.
- N/M = Not Measured.  
 N/A = Not Applicable



Schematic Diagram:  
Not to Scale

**Average Annual Weekday Traffic Volumes 1994-2012**

Cambridge Redevelopment Authority

Figure 2

Table 2

**Kendall Square Urban Renewal Project Area**  
 Peak Hour Vehicle Count Summaries -- 2012 vs. 2011

LOCATION	AM PEAK HOUR						MIDDAY PEAK HOUR						PM PEAK HOUR						
	May 2011			May 2012			May 2011			May 2012			May 2011			May 2012			
	IN	OUT	D/P*	IN	OUT	D/P*	IN	OUT	D/P*	IN	OUT	D/P*	IN	OUT	D/P*	IN	OUT	D/P*	
Cambridge Center North Garage	283	17	--	263	7	--	49	41	--	39	34	--	12	233	--	10	253	--	
Cambridge Center East Garage	181	7	--	161	10	--	62	25	--	33	66	--	30	154	--	23	135	--	
Cambridge Center West Garage	126	6	--	150	9	--	30	21	--	40	19	--	16	127	--	13	137	--	
Main Street; Near MBTA Station	--	--	170	--	--	188	--	--	148	--	--	222	--	--	164	--	--	120	
Broadway; east of Mid-Block Connector	117	32	70	43	50	54	55	40	60	30	28	54	79	149	114	31	34	66	
Broadway; west of Mid-Block Connector	--	--	26	6	8	24	--	--	22	4	3	12	--	--	44	10	8	30	
Mid-Block Connector; south of Broadway	3	3	8	4	1	12	0	0	6	8	5	4	0	8	4	0	4	4	
Binney Street; vicinity of North Garage Driveways	--	--	2	--	--	0	--	--	2	--	--	0	--	--	4	--	--	0	
Vassar Street/ Main Street/ Western Connector Area	64	19	4	42	37	0	18	24	0	28	34	4	13	83	4	10	20	2	
<b>RAW SUBTOTALS</b>	<b>774</b>	<b>84</b>	<b>280</b>	<b>669</b>	<b>122</b>	<b>278</b>	<b>214</b>	<b>151</b>	<b>238</b>	<b>182</b>	<b>189</b>	<b>296</b>	<b>150</b>	<b>754</b>	<b>334</b>	<b>97</b>	<b>591</b>	<b>222</b>	
<b>HOURLY TOTALS</b>		<b>1138</b>			<b>1069</b>			<b>603</b>			<b>667</b>			<b>1238</b>			<b>910</b>		
<b>Drop-off/ Pick-up %</b>		<b>25%</b>			<b>26%</b>			<b>39%</b>			<b>44%</b>			<b>27%</b>			<b>24%</b>		
<b>% Difference (2012 vs 2011)</b>					<b>-6%</b>														<b>-26%</b>

Note: Average weeklong ins and outs compiled from actual May 14-18 garage data.

\* D/P – Drop-off/Pick-up trips.

\*\* Actual garage counts reflecting Monday to Friday averages for May 16-21, 2011 and May 14-18, 2012.

During the same period between 2012 and 2011, measured overall trip generation during the combined AM, mid-day, and PM peak hours decreased by approximately 11%, inclusive of drop-off/pick-up activity. Area trip generation *declined* 6% and 26% during the AM and PM peak hours, respectively, while it *increased* 11% during the midday peak hour. During the 2012 count program, the Area's drop-off/pick-up activity represented approximately 26%, 44%, and 24% of its actual AM, mid-day, and PM peak hour traffic generation, respectively. The year 2012 count program took place during a period when drop-off/pick-up activity represented 30% of all trip making, within the range of drop-off/pick-up activity observed during prior years, but 1% higher than that measured in 2011 (29%). Overall rates of AM, mid-day, and PM peak hour trip generation from Area developments are generally comparable to trip generation rates found during prior count programs, well below typical *ITE Trip Generation* report (8<sup>th</sup> Edition, 2008) rates for similar land uses. While not changing much between 2012 and 2011, along with tenant changes, drop-off/pick-up activity continues to represent one of the most significant variables in the Area's trip generation totals.

During the combined AM, mid-day, and PM peak hours, year 2012 Cambridge Center East, North, and West garage activity decreased by approximately 12% compared to the year 2011.

Binney Street remains the only roadway that has exceeded its projection of average weekday volumes at full build-out provided in the 1977 EIR. ***Overall, actual year 2012 average weekday volumes measured on the Area roadway cordon are approximately 28% below those projected at full build-out of the Area in the 1977 EIR, while the Area is 22% below its full build-out potential.***

As it has in prior years, the 2012 AM peak hour within the Area varies by location but typically occurs during the one-hour period between 8 AM and 9 AM. The Area's 2012 PM peak hour also varies by location but typically occurs from 5 PM to 6 PM. Count data indicates that the mid-day peak hour is typically from 12:00 Noon to 1 PM.

Table 3 provides a breakdown of the existing year 2012 land use quantities and types within the Area, and compares these development quantities to the maximum Area development permitted under the most recent Plan Amendment No. 8. As of May 2012, buildings in the Area contained approximately 2,569,200 square feet of gross floor area (sf GFA). This represents approximately 78% of the Area's maximum approved build-out potential of 3,302,100 sf GFA with Area Plan Amendment No. 8. The Area's total building square footage (GFA) and its parking supply have remained constant since 2006.

FST's June 15, 2010 letter to the CRA contained estimates of AM peak hour, PM peak hour, and daily trip generation projected for the Area at maximum build-out with Area Plan Amendment No. 8. In that letter, trip generation rates (i.e., trips per 1,000 sf GFA of development) were developed for each of the development land use types using the ITE Trip Generation manual. FST adjusted these rates to reflect the Area's localized proximity to transit, walk-in activity, employer shuttles, carpool promotion, etc. The adjusted trip generation rates, verified by counts performed between 1994-2011, were used as the basis for trip generation estimates associated with the maximum build-out condition under MEPA-approved Area Plan Amendment No. 8. Table 4 provides a summary of adjusted trip generation rates for Area land uses from FST's June 15, 2010 letter regarding Plan Amendment No. 8.



Table 3

**Kendall Square Urban Renewal Project Area**  
 Existing 2012 and Future Development Quantities  
 By Land Use Category<sup>1</sup>

LAND USE TYPE	2012 EXISTING <sup>2</sup>	PROJECTED MAXIMUM AREA DEVELOPMENT WITH PLAN AMENDMENT NO. 8
Biotech Manufacturing	189,500	214,550
General and Technical Office	1,769,700	1,977,550
Research and Development Center	0	300,000
Retail	90,000	90,000
Multi-family Residential	0	200,000 <sup>3</sup>
Business Hotel	190,000	190,000
Hotel	<u>330,000</u>	<u>330,000</u>
<b>TOTAL</b>	<b>2,569,200</b>	<b>3,302,100</b>

- 1 Quantities indicate square feet (sf) of Gross Floor Area (GFA) from approved Plan Amendment No. 8.
- 2 Existing year 2012 quantities remain the same as during the 2006-2010 count programs.
- 3 Plan Amendment No. 8 restored the 200,000 sf multi-family residential maximum originally approved under approved Plan Amendment No. 6. While the multi-family residential land use category adopted under approved Plan Amendment No. 7 was increased by 75,000 square feet to 275,000 sf, the Cambridge City Council did not approve this increase.

Table 4

**Kendall Square Urban Renewal Project Area**  
 2012 Adjusted Trip Generation Rates<sup>1</sup>

LAND USE TYPE	AM PEAK HOUR	PM PEAK HOUR	DAILY
<b>Biotech Manufacturing</b>	0.42	0.43	2.18
<b>Research and Development</b>	0.65	0.61	4.72
<b>General and Technical Office</b>	0.55	0.48	3.83
<b>Hotel</b>	0.41	0.42	5.01
<b>Business Hotel</b>	0.31	0.32	3.86
<b>Retail</b>	0.26	1.71	13.79
<b>Multi-family Residential<sup>2</sup></b>	0.24	0.23	2.69

- 1 Trips per 1,000 sf GFA based on trip generation adjustments made in FST's June 15, 2010 letter concerning Plan Amendment No. 8.
- 2 Rate per unit, assuming 1,000 gsf/unit.

Table 5 applies adjusted trip generation rates from FST's June 15, 2010 letter on the traffic impacts of Plan Amendment No. 8. Table 5 contains an estimate of the number of trips projected for land uses in the Area assuming existing 2012 development quantities from Table 3 above. From Table 5, combined AM and PM peak hour trips to/from the Area constitute approximately 23.5% of the Area's 2012 projected total daily trip ends (i.e., 1,271 AM peak hour + 1,284 PM peak hour trips represent 23.5% of the 10,819 daily trips).

Table 6 provides a summary comparison of projected 2012 Area AM and PM peak hour trip generation (from rates contained in the FST's June 15, 2010 letter and summarized in Table 5) to 2011 rates calculated from measured 2011 Area ground counts (from Table 2). Table 6 also contains a comparison of 2012 daily Area trip ends based upon measured AM and PM peak hour volumes to 2011 daily trip end volumes based on the adjusted trip generation rates contained in the Plan Amendment No. 7 analysis and reiterated in Table 5.

Table 5

**Kendall Square Urban Renewal Area**  
Adjusted ITE Rate Trip Generation Computations for May 2012<sup>1</sup>

LAND USE TYPE	Gross Floor Area (000's SF)	AM Peak Hour		PM Peak Hour		Daily	
		RATE	TRIPS	RATE	TRIPS	RATE	TRIPS
Biotech Manufacturing	189.5	0.42	80	0.43	81	2.18	413
Research and Development	0	0.65	0	0.61	0	4.72	0
General and Technical Office	1,769.7	0.55	973	0.48	849	3.83	6,778
Business Hotel	190	0.31	59	0.32	61	3.86	733
Hotel	330	0.41	135	0.42	139	5.01	1,653
Retail	90	0.26	23	1.71	154	13.79	1,241
Multi-family Residential	0	0.26	0	0.27	0	2.69	0
<b>TOTAL</b>	<b>2,569.2</b>		<b>1,271</b>		<b>1,284</b>		<b>10,819</b>

1 Trips per 1,000 gsf GFA adjusted to reflect assumed high use of transit and other non-single occupant vehicles per FST's June 15, 2010 letter concerning Plan Amendment No. 8.

Table 6

**Kendall Square Urban Renewal Area**  
Actual vs. Projected 2012 Trip Generation

	AM PEAK HOUR <sup>1</sup>	PM PEAK HOUR <sup>1</sup>	DAILY TRIP ENDS
2011 PROJECTED FORECAST <sup>2</sup>	1,271	1,284	10,819
2011 ACTUAL EXISTING <sup>3</sup>	1,069	910	8,380 <sup>3</sup>
<b>NET DIFFERENCE (%)</b>	<b>- 16%</b>	<b>-29%</b>	<b>- 23%</b>

1 AM and PM peak hour trips represent both entering and exiting vehicle trip ends.

2 Predicted trip totals are based on adjusted trip generation rates developed for FST's June 15, 2010 letter regarding Area Plan Amendment No. 8 and the 2012 Area development quantities reported in Table 3 of this correspondence.

3 Refer to Table 2 for existing May 2012 AM and PM peak hour trip counts. Daily trip ends were **estimated** from the actual AM and PM peak hour trip generation totals and their expected relationship to daily trip generation based upon the relationship of AM and PM peak hours to daily generation reported in Table 5 (adjusted ITE rates).

From Table 6 on the previous page, the year 2012 actual trip generation for Area uses during the AM peak hour is *16% lower* than calculated by applying the Amendment No. 8 trip generation projection methodology (1,138 counted trips versus 1,271 calculated trips). Actual PM peak hour trip generation is *29% lower* than the projected volume from the Amendment No. 8 trip generation projection methodology (910 counted trips versus 1,284 calculated trips). Similarly, the actual daily trip generation of 8,380 is *23% lower* than the projected daily trip generation of 10,819. Area development continues to generate traffic at rates generally lower than projected using the 2010 Plan Amendment No. 8 trip generation analysis methodology.

#### *Task II - Review of Tenant/Employee Travel Surveys*

Two types of tenant/employee travel surveys were reviewed: 1) a survey by Boston Properties of their tenants; and 2) Boston Properties surveys of tenant garage use in the North, West, and East Cambridge Center garages.

Boston Properties LLC conducted 2012 surveys of its Cambridge Center tenants to provide an indication of employee travel mode choices and use within the Area. This information is supplemental to the actual count data. Refer to the Technical Appendix for a copy of the overall survey results.

The tenant survey was completed by a total of 23 firms and businesses representing 2,526 employees or approximately 60% of the Area's approximately 4,239 total employees (Boston Properties, June 2012 Tenant Census). Overall tenant survey results are generally consistent with prior year surveys. Respondents to the 2012 tenant survey indicated that their employees arrive to Kendall Square as follows:

- 26 % drive alone;
- 36 % use MBTA services;
- 33 % cite other modes, primarily walking, shuttles, or biking; and
- 5 % carpool with 2 or more people.

During the 2012 survey, approximately 74% of respondents indicated they use alternative modes of transportation to and from work rather than drive alone – down 3% from 2011. The proportion of employee respondents who indicated they drive alone increased 3% and represents at 26% of respondents. The proportion of respondents who report using MBTA services decreased by 5% compared to those who responded to the 2011 survey, while carpools and „Other“ modes increased by 1% each. Akamai Technologies, the largest of the employer respondents with 685 employees, indicates that 19% of its employees drive alone and 81% use alternate modes -- 3% carpool, 34% use the MBTA, and 46% either walk, shuttle, or bike. Approximately 91% of responding Area businesses start their business operations between 7:00-9:00 AM and conclude business operations between 4:00-6:00 PM. Of the respondents, 87% offer flextime hours. Of employers surveyed, at least 9% offer incentives for free or subsidized parking (i.e., driving) incentives, while 87% of those responding offer either MBTA or shuttle use incentives, such as passes or salary deductions. Approximately 8% of the employers offering transit incentives also offer driving incentives. Overall, survey responses are compatible with earlier FST projections.

Survey responses continue to indicate a very strong reliance on alternative travel modes compared to typical suburban areas where 90% or more employees drive alone to work sites. The *ITE Trip*

*Generation* report (8<sup>th</sup> Edition, 2008) indicates that the vehicle trips per employee for the General Office category are 0.55 during the AM peak hour and 0.48 during the PM peak hour. The May 2012 update data indicates that 0.21 - 0.25 vehicle trips per employee are actually generated during the AM and PM peak hours including garage and drop-off/pick-up components. ***Therefore, during 2012, actual employee-based vehicle trip generation rates were 54%-55% lower than unadjusted ITE employee-based AM and PM peak hour rates estimated for the Area.***

### *Task III - Review of Area Parking Garage Data*

We assume May 2012 traffic counts at the garages generally reflect average annual conditions. Detailed hour-by-hour garage occupancy data was compared to garage data collected for a similar period during May 2011. The number of trips destined for the Area that park outside the Area, and subsequently would not have been accounted for in the data collection program is likely to be small. Similarly, the amount of motorists who may have parked in the Area, and were not destined for the Area is also likely to be small. Copies of comparative weeklong garage surveys are contained in the attached Technical Appendix.

Boston Properties LLC provided a weeklong usage survey of the Cambridge Center North, Cambridge Center West, and Cambridge Center East parking garages for the period from May 14-18, 2012. These records indicate that a maximum of 1,927 transient parkers plus tenant employees who leased monthly parking in the East, West, and North Cambridge Center garages were parked in the garages simultaneously. This is approximately 1% more vehicles than found during the May 2011 survey period that found 1,902 parked vehicles at maximum occupancy. Excluding transient parkers, if the number of employees is assumed to be relatively constant throughout the year, during peak demand times, the Area averaged approximately 0.44 occupied parking spaces per employee during 2012 – very close to the occupied parking spaces per employee found during the 2011 survey. Transient parkers account for 30% of total Area garage parking demands on a daily basis.

Table 7 summarizes and compares average trip activity data during the AM and PM peak hours based on garage surveys conducted on May 15, 2012 and May 17, 2011. The AM peak hour at the East and North garages continues to occur from 8 to 9 AM, while the West Garage peaked from 9 to 10 AM. The PM peak hour continues to occur between 5 to 6 PM for all three garages. Findings of the garage peak hours for entering and exiting movements are consistent with findings for the Area's street peaks (from the ATR data) and the Area's drop-off/pick-up activity that was counted manually.

Table 8 contains an estimated comparison of peak parking accumulation, as well as a comparison to the total spaces available in the Cambridge Center North garage during the week average for May 2012 and May 2011. While new development square footage did not change between 2012 and 2011, measured AM and PM peak hour garage activity decreased approximately 9% between the three Area garages. Activity at the North garage was up 4% overall during the AM/PM peaks, while year 2011 parking demands at the two other garages were down by 11-16% from the activity measured during 2010. With stable gas prices, temporary tenant losses may explain these changes. The 10% variation for the same level of building square footage is still well within the range of changes at the garages within the Area during prior years.

Table 7

**Kendall Square Urban Renewal Project Area**  
 Cambridge Center East and North Garages  
 Summary Comparison of 2012-2011 Garage Vehicle Trip Activity<sup>1</sup>

LOCATION	May 15, 2012 <sup>2</sup>		May 17, 2011 <sup>3</sup>		PERCENT CHANGE BETWEEN MAY 2012 AND MAY 2011	
	AM	PM	AM	PM	AM	PM
Cambridge Center North Garage	268	295	267	283	0%	+4%
Cambridge Center East Garage	164	171	193	194	-15%	-12%
Cambridge Center West Garage	152	152	140	154	9%	-1%
<b>COMBINED TOTAL</b>	<b>584</b>	<b>618</b>	<b>600</b>	<b>631</b>	<b>-3%</b>	<b>-2%</b>

- 1 Volumes represent total vehicular movements entering and exiting each garage.
- 2 Volumes represent a typical one-day sample on Tuesday, May 15, 2012.
- 3 Volumes represent a typical one-day sample on Tuesday, May 17, 2011.

Table 8

**Kendall Square Urban Renewal Project Area**  
 Cambridge Center East, North, and West Parking Garages  
 Summary and Comparison of Peak Parking Occupancy - 2010 to 2011

LOCATION	CAPACITY Number of Spaces <sup>3</sup>	PEAK PARKING OCCUPANCY 5/16-5/20/11 <sup>1</sup>		PEAK PARKING OCCUPANCY 5/14-5/18/12 <sup>2</sup>	
		Number Occupied	% of Capacity	Number Occupied	% of Capacity
<b>Cambridge Center North Garage</b>	1170	852	73%	934	80%
<b>Cambridge Center West Garage</b>	734	578	68%	451	61%
<b>Cambridge Center East Garage</b>	844	478	57%	542	64%
<b>COMBINED TOTAL</b>	<b>2,748</b>	<b>1,908</b>	<b>69%</b>	<b>1,927</b>	<b>70%</b>

- 1 Average peak garage occupancy data for the Cambridge Center East, West, and North Garages for the week of May May 16-20, 2011.
- 2 Average peak garage occupancy data for the Cambridge Center East, West, and North Garages for the week of May 14-18, 2012.
- 3 Numbers are the reported year 2012 Area parking capacities.

This count program accurately accounts for the vast majority of vehicle trips related to the Area. This finding is due to the proximity of the East, West, and North Garages to the Area’s land uses, and the modest price differential to surface lots external to the Area.

Overall, peak garage occupancy during 2012 was slightly higher than that found in 2011. None of the garages are operating above their practical capacity (i.e., more than 90% of its actual capacity). Occupancy of all garages was slightly up compared to 2011, as the occupancy of the site’s same square footage increased slightly. While the Area is well served by public transportation, the garages provide enough additional parking to ensure that Area parking demands are accommodated within the Area. From an Area-wide parking perspective, the May 14-16, 2012 week was slightly busier than the May 16-20, 2011 week, even though its peak hour activity was down slightly.

*Conclusion*

„Background“ cordon traffic volumes measured during May 2011 were found to be slightly lower (at -3%) than those measured in May 2011. Measured year 2012 volumes were 9% lower than those measured during 2001 – the highest year for cordon volume measurements. The improved regional arterial system continues to divert traffic volumes in Cambridge and the Kendall Square area back to the I-90 and Memorial Drive mainlines, as it has done for the last several years. Even though there is increased East Cambridge economic activity immediately *outside the Area*, *Cambridge’s trip reduction measures and higher use of alternative modes, particularly bicycling, seems to have reduced* background traffic growth. The Area’s peak parking demands up 1% compared to 2011, roughly equivalent to the slight growth in Area’s employment population. No new buildings have been developed and temporary vacancies are beginning to fill up again. The Area’s measured trip generation has been relatively stable during the past six years.

Ms. Susan M. Glazer

Page 15 of 15

January 3, 2013

***In summary, with the identical square footage on the site, the combined AM, Mid-day, and PM peak hours, measured trip generation by Area land uses decreased by 11% in 2012 compared to 2011. The Area continues to achieve solid reductions in peak hour trips due to its strong commitment to achieving goals associated with Cambridge's Trip Reduction Ordinance.***


The Area continues to generate vehicle trips at rates far lower than those contained in the latest edition of the *ITE Trip Generation (8<sup>th</sup> Edition, 2008)* report. Actual Area vehicle trip generation rates -- including garage trips plus drop-off/pick-up trips -- continue to be similar to, but lower than, those contained in FST's June 15, 2010 Amendment No. 8 letter to you. ***We therefore conclude there is no 'significant variation' to report regarding the Area's traffic generation and its traffic impacts within the Area.***

Please do not hesitate to contact me should you have questions on the study update or require additional information.

Very truly yours,

FAY, SPOFFORD & THORNDIKE

By



Gary L. Hebert, P.E., PTOE  
Vice President

GLH:gh

LG-038C:000E57


Attmts: Technical Appendix

cc: Mr. M. Cantalupa, Boston Properties (e cy)  
Mr. M. O'Hearn, Boston Properties (e cy)  
Mr. D. McGarrah, Foley, Hoag & Eliot (e cy)  
City of Cambridge Traffic and Parking Department (e cy)



# Kendall Square Urban Renewal Area

## **2012 Annual Traffic Count Program & Trip Generation Analysis**



## Technical Appendix

Prepared for:

Cambridge Redevelopment Authority

Prepared by:  
Fay, Spofford & Thorndike  
1/3/13

# 2012 Annual Count Update Technical Appendix Contents

## Technical Appendix:

- Automatic Traffic Count Data
- Manual Traffic Count Data
- Tenant Survey Results Summary
- Parking Garage Data

# **Automatic Traffic Count Data**

# Accurate Counts

978-664-2565

Location : Broadway  
 Location : West of Third Street  
 City/State : Cambridge, MA  
 Counter : 232

03860004  
 Site Code: 03860004

Start Time	21-May-12 Mon	EB		Hour Totals		WB		Hour Totals		Combined Totals	
		Morning	Afternoon	Morning	Afternoon	Morning	Afternoon	Morning	Afternoon	Morning	Afternoon
12:00		29	123			34	125				
12:15		29	108			30	148				
12:30		23	120			16	134				
12:45		19	97	100	448	22	124	102	531	202	979
01:00		15	120			17	143				
01:15		13	106			16	100				
01:30		8	110			7	134				
01:45		10	135	46	471	11	119	51	496	97	967
02:00		10	125			8	129				
02:15		7	141			10	122				
02:30		9	141			8	130				
02:45		5	110	31	517	1	125	27	506	58	1023
03:00		5	132			6	146				
03:15		8	139			4	143				
03:30		3	134			8	149				
03:45		6	126	22	531	7	129	25	567	47	1098
04:00		8	184			12	142				
04:15		13	159			8	139				
04:30		11	151			20	137				
04:45		16	164	48	658	26	161	66	579	114	1237
05:00		15	185			20	170				
05:15		16	189			39	153				
05:30		29	183			85	162				
05:45		35	172	95	729	110	136	254	621	349	1350
06:00		33	143			120	163				
06:15		54	146			123	155				
06:30		74	154			139	150				
06:45		88	151	249	594	164	153	546	621	795	1215
07:00		102	125			142	145				
07:15		117	98			147	104				
07:30		112	85			168	105				
07:45		131	92	462	400	177	103	634	457	1096	857
08:00		163	79			210	96				
08:15		180	64			193	83				
08:30		185	67			185	75				
08:45		160	69	688	279	193	66	781	320	1469	599
09:00		161	57			194	58				
09:15		149	62			195	60				
09:30		139	75			167	72				
09:45		122	66	571	260	188	80	744	270	1315	530
10:00		117	73			163	87				
10:15		112	53			150	62				
10:30		121	50			154	77				
10:45		107	49	457	225	154	53	621	279	1078	504
11:00		115	37			150	61				
11:15		99	48			121	35				
11:30		109	27			123	27				
11:45		108	27	431	139	138	31	532	154	963	293
<b>Total</b>		<b>3200</b>	<b>5251</b>			<b>4383</b>	<b>5401</b>			<b>7583</b>	<b>10652</b>
<b>Percent</b>		<b>37.9%</b>	<b>62.1%</b>			<b>44.8%</b>	<b>55.2%</b>			<b>41.6%</b>	<b>58.4%</b>

**Accurate Counts**  
978-664-2565

Location : Broadway  
 Location : West of Third Street  
 City/State : Cambridge, MA  
 Counter : 232

03860004  
 Site Code: 03860004

Start Time	22-May-12 Tue	EB		Hour Totals		WB		Hour Totals		Combined Totals	
		Morning	Afternoon	Morning	Afternoon	Morning	Afternoon	Morning	Afternoon	Morning	Afternoon
12:00		34	103			21	133				
12:15		21	108			33	140				
12:30		18	110			29	133				
12:45		18	108	91	429	18	116	101	522	192	951
01:00		17	110			19	98				
01:15		16	112			17	122				
01:30		16	119			7	117				
01:45		3	111	52	452	7	121	50	458	102	910
02:00		9	122			4	110				
02:15		9	141			8	127				
02:30		0	100			8	120				
02:45		8	102	26	465	7	118	27	475	53	940
03:00		5	139			5	107				
03:15		2	122			4	106				
03:30		10	129			7	127				
03:45		4	141	21	531	10	110	26	450	47	981
04:00		4	138			8	113				
04:15		15	155			9	140				
04:30		15	166			13	129				
04:45		19	142	53	601	22	143	52	525	105	1126
05:00		12	176			22	129				
05:15		16	212			47	120				
05:30		26	211			102	145				
05:45		38	183	92	782	139	137	310	531	402	1313
06:00		56	173			123	136				
06:15		42	136			122	114				
06:30		60	128			116	155				
06:45		85	119	243	556	109	150	470	555	713	1111
07:00		66	118			172	127				
07:15		89	107			161	115				
07:30		81	96			123	103				
07:45		113	139	349	460	165	99	621	444	970	904
08:00		136	128			155	75				
08:15		131	119			164	91				
08:30		122	125			172	73				
08:45		121	113	510	485	160	79	651	318	1161	803
09:00		107	122			169	91				
09:15		102	99			166	81				
09:30		112	114			137	75				
09:45		113	95	434	430	126	84	598	331	1032	761
10:00		99	90			141	66				
10:15		103	77			149	56				
10:30		95	52			135	57				
10:45		86	46	383	265	117	50	542	229	925	494
11:00		99	46			135	54				
11:15		101	54			125	43				
11:30		83	37			116	26				
11:45		99	40	382	177	125	35	501	158	883	335
<b>Total</b>		<b>2636</b>	<b>5633</b>			<b>3949</b>	<b>4996</b>			<b>6585</b>	<b>10629</b>
<b>Percent</b>		<b>31.9%</b>	<b>68.1%</b>			<b>44.1%</b>	<b>55.9%</b>			<b>38.3%</b>	<b>61.7%</b>

**Accurate Counts**  
978-664-2565

Location : Broadway  
Location : West of Third Street  
City/State : Cambridge, MA  
Counter : 232

03860004  
Site Code: 03860004

Start Time	23-May-12 Wed	EB		Hour Totals		WB		Hour Totals		Combined Totals	
		Morning	Afternoon	Morning	Afternoon	Morning	Afternoon	Morning	Afternoon	Morning	Afternoon
12:00		38	96			25	123				
12:15		25	99			31	117				
12:30		28	94			20	139				
12:45		11	95	102	384	21	137	97	516	199	900
01:00		15	95			23	128				
01:15		20	91			9	115				
01:30		7	121			12	119				
01:45		19	142	61	449	11	113	55	475	116	924
02:00		13	132			16	111				
02:15		7	121			10	132				
02:30		9	124			14	130				
02:45		8	100	37	477	6	116	46	489	83	966
03:00		7	136			4	116				
03:15		7	142			7	125				
03:30		5	113			2	127				
03:45		5	143	24	534	10	118	23	486	47	1020
04:00		9	133			10	142				
04:15		7	141			12	127				
04:30		12	148			15	150				
04:45		20	147	48	569	23	144	60	563	108	1132
05:00		15	166			23	168				
05:15		15	174			54	132				
05:30		20	145			81	134				
05:45		25	167	75	652	146	155	304	589	379	1241
06:00		45	128			105	155				
06:15		34	150			120	151				
06:30		66	131			108	144				
06:45		76	150	221	559	146	133	479	583	700	1142
07:00		73	114			129	129				
07:15		93	112			138	134				
07:30		99	101			135	105				
07:45		102	91	367	418	153	95	555	463	922	881
08:00		90	72			198	95				
08:15		135	83			136	101				
08:30		135	85			160	83				
08:45		116	76	476	316	178	100	672	379	1148	695
09:00		116	61			190	98				
09:15		123	75			140	94				
09:30		134	78			137	71				
09:45		91	75	464	289	129	58	596	321	1060	610
10:00		116	76			132	72				
10:15		91	79			139	58				
10:30		98	56			141	64				
10:45		73	63	378	274	125	80	537	274	915	548
11:00		96	72			123	69				
11:15		90	43			135	51				
11:30		115	40			135	43				
11:45		108	30	409	185	139	34	532	197	941	382
Total		2662	5106			3956	5335			6618	10441
Percent		34.3%	65.7%			42.6%	57.4%			38.8%	61.2%

# Accurate Counts

978-664-2565

Location : Broadway  
 Location : West of Third Street  
 City/State : Cambridge, MA  
 Counter : 232

03860004  
 Site Code: 03860004

Start Time	24-May-12 Thu	EB		Hour Totals		WB		Hour Totals		Combined Totals	
		Morning	Afternoon	Morning	Afternoon	Morning	Afternoon	Morning	Afternoon	Morning	Afternoon
12:00		40	105			27	134				
12:15		27	89			35	114				
12:30		13	114			21	141				
12:45		13	112	93	420	29	104	112	493	205	913
01:00		23	130			22	111				
01:15		19	109			24	100				
01:30		11	121			15	134				
01:45		19	136	72	496	12	115	73	460	145	956
02:00		7	133			9	107				
02:15		10	132			14	120				
02:30		6	118			6	126				
02:45		7	129	30	512	3	108	32	461	62	973
03:00		7	142			10	128				
03:15		9	115			8	111				
03:30		8	111			8	128				
03:45		5	111	29	479	12	119	38	486	67	965
04:00		6	160			9	120				
04:15		4	139			14	125				
04:30		8	155			11	119				
04:45		18	126	36	580	21	142	55	506	91	1086
05:00		20	173			35	137				
05:15		21	170			67	117				
05:30		38	172			104	150				
05:45		36	141	115	656	140	126	346	530	461	1186
06:00		50	135			109	134				
06:15		62	121			100	163				
06:30		67	141			128	120				
06:45		86	109	265	506	137	138	474	555	739	1061
07:00		93	138			133	113				
07:15		102	123			117	115				
07:30		108	105			125	96				
07:45		104	81	407	447	143	106	518	430	925	877
08:00		115	84			171	102				
08:15		119	86			153	86				
08:30		144	90			152	94				
08:45		131	70	509	330	169	100	645	382	1154	712
09:00		101	75			164	75				
09:15		120	63			168	81				
09:30		108	74			164	73				
09:45		92	80	421	292	154	88	650	317	1071	609
10:00		104	72			111	103				
10:15		90	76			130	89				
10:30		101	78			127	79				
10:45		86	62	381	288	135	75	503	346	884	634
11:00		118	82			131	68				
11:15		92	52			139	44				
11:30		103	43			105	56				
11:45		85	51	398	228	133	39	508	207	906	435
<b>Total</b>		<b>2756</b>	<b>5234</b>			<b>3954</b>	<b>5173</b>			<b>6710</b>	<b>10407</b>
<b>Percent</b>		<b>34.5%</b>	<b>65.5%</b>			<b>43.3%</b>	<b>56.7%</b>			<b>39.2%</b>	<b>60.8%</b>

# Accurate Counts

978-664-2565

Location : Broadway  
 Location : West of Third Street  
 City/State : Cambridge, MA  
 Counter : 232

03860004  
 Site Code: 03860004

Start Time	25-May-12 Fri	EB		Hour Totals		WB		Hour Totals		Combined Totals	
		Morning	Afternoon	Morning	Afternoon	Morning	Afternoon	Morning	Afternoon	Morning	Afternoon
12:00		40	106			36	121				
12:15		39	117			30	115				
12:30		28	121			34	135				
12:45		27	112	134	456	39	144	139	515	273	971
01:00		30	103			38	136				
01:15		27	123			19	137				
01:30		15	121			25	101				
01:45		13	132	85	479	17	116	99	490	184	969
02:00		16	130			21	146				
02:15		11	123			12	117				
02:30		11	140			11	120				
02:45		11	128	49	521	13	124	57	507	106	1028
03:00		8	166			13	138				
03:15		8	144			10	123				
03:30		13	157			9	143				
03:45		9	132	38	599	15	140	47	544	85	1143
04:00		6	122			12	153				
04:15		13	142			14	127				
04:30		14	126			17	152				
04:45		15	120	48	510	20	151	63	583	111	1093
05:00		17	156			26	105				
05:15		30	130			54	143				
05:30		29	116			115	118				
05:45		21	118	97	520	123	150	318	516	415	1036
06:00		34	126			93	130				
06:15		48	93			111	115				
06:30		54	110			135	107				
06:45		63	102	199	431	120	123	459	475	658	906
07:00		62	86			155	88				
07:15		95	95			110	111				
07:30		84	108			125	88				
07:45		93	92	334	381	164	90	554	377	888	758
08:00		105	84			137	99				
08:15		141	78			162	86				
08:30		129	78			143	98				
08:45		124	73	499	313	169	77	611	360	1110	673
09:00		112	87			150	84				
09:15		94	85			137	82				
09:30		107	63			128	86				
09:45		88	51	401	286	140	73	555	325	956	611
10:00		85	72			144	83				
10:15		94	65			124	80				
10:30		93	71			119	66				
10:45		99	77	371	285	142	74	529	303	900	588
11:00		96	70			131	83				
11:15		86	58			128	50				
11:30		97	44			124	57				
11:45		114	49	393	221	113	66	496	256	889	477
<b>Total</b>		<b>2648</b>	<b>5002</b>			<b>3927</b>	<b>5251</b>			<b>6575</b>	<b>10253</b>
<b>Percent</b>		<b>34.6%</b>	<b>65.4%</b>			<b>42.8%</b>	<b>57.2%</b>			<b>39.1%</b>	<b>60.9%</b>
<b>Grand Total</b>		<b>13902</b>	<b>26226</b>			<b>20169</b>	<b>26156</b>			<b>34071</b>	<b>52382</b>
<b>Percent</b>		<b>34.6%</b>	<b>65.4%</b>			<b>43.5%</b>	<b>56.5%</b>			<b>39.4%</b>	<b>60.6%</b>
<b>ADT</b>		<b>ADT 17,291</b>		<b>AADT 17,291</b>							



# Accurate Counts

978-664-2565

Location : Broadway  
 Location : West of Third Street  
 City/State : Cambridge, MA  
 Counter : 232

03860004  
 Site Code: 03860004

Start Time	21-May-12		Tue		Wed		Thu		Fri		Sat		Sun		Week Average	
	EB	WB	EB	WB	EB	WB	EB	WB	EB	WB	EB	WB	EB	WB	EB	WB
12:00 AM	100	102	91	101	102	97	93	112	134	139	*	*	*	*	104	110
01:00	46	51	52	50	61	55	72	73	85	99	*	*	*	*	63	66
02:00	31	27	26	27	37	46	30	32	49	57	*	*	*	*	35	38
03:00	22	25	21	26	24	23	29	38	38	47	*	*	*	*	27	32
04:00	48	66	53	52	48	60	36	55	48	63	*	*	*	*	47	59
05:00	95	254	92	310	75	304	115	346	97	318	*	*	*	*	95	306
06:00	249	546	243	470	221	479	265	474	199	459	*	*	*	*	235	486
07:00	462	634	349	621	367	555	407	518	334	554	*	*	*	*	384	576
08:00	<b>688</b>	<b>781</b>	<b>510</b>	<b>651</b>	<b>476</b>	<b>672</b>	<b>509</b>	<b>645</b>	<b>499</b>	<b>611</b>	*	*	*	*	<b>536</b>	<b>672</b>
09:00	571	744	434	598	464	596	421	<b>650</b>	401	555	*	*	*	*	458	629
10:00	457	621	383	542	378	537	381	503	371	529	*	*	*	*	394	546
11:00	431	532	382	501	409	532	398	508	393	496	*	*	*	*	403	514
12:00 PM	448	531	429	522	384	516	420	493	456	515	*	*	*	*	427	515
01:00	471	496	452	458	449	475	496	460	479	490	*	*	*	*	469	476
02:00	517	506	465	475	477	489	512	461	521	507	*	*	*	*	498	488
03:00	531	567	531	450	534	486	479	486	<b>599</b>	544	*	*	*	*	535	507
04:00	658	579	601	525	569	563	580	506	510	<b>583</b>	*	*	*	*	584	551
05:00	<b>729</b>	<b>621</b>	<b>782</b>	531	<b>652</b>	<b>589</b>	<b>656</b>	530	520	516	*	*	*	*	<b>668</b>	557
06:00	594	621	556	<b>555</b>	559	583	506	<b>555</b>	431	475	*	*	*	*	529	<b>558</b>
07:00	400	457	460	444	418	463	447	430	381	377	*	*	*	*	421	434
08:00	279	320	485	318	316	379	330	382	313	360	*	*	*	*	345	352
09:00	260	270	430	331	289	321	292	317	286	325	*	*	*	*	311	313
10:00	225	279	265	229	274	274	288	346	285	303	*	*	*	*	267	286
11:00	139	154	177	158	185	197	228	207	221	256	*	*	*	*	190	194
Lane	8451	9784	8269	8945	7768	9291	7990	9127	7650	9178	0	0	0	0	8025	9265
Day	18235		17214		17059		17117		16828		0		0		17290	
AM Peak	08:00	08:00	08:00	08:00	08:00	08:00	08:00	09:00	08:00	08:00					08:00	08:00
Vol.	688	781	510	651	476	672	509	650	499	611					536	672
PM Peak	17:00	17:00	17:00	18:00	17:00	17:00	17:00	18:00	15:00	16:00					17:00	18:00
Vol.	729	621	782	555	652	589	656	555	599	583					668	558

Comb. Total	18235	17214	17059	17117	16828	0	0	17290
-------------	-------	-------	-------	-------	-------	---	---	-------

ADT                      ADT 17,291                      AADT 17,291

# Accurate Counts

978-664-2565

Location : Binney Street  
 Location : East of Sixth Street  
 City/State : Cambridge, MA  
 Counter : 13940

03860001  
 Site Code: 03860001

Start Time	14-May-12 Mon	WB		Hour Totals		EB		Hour Totals		Combined Totals	
		Morning	Afternoon	Morning	Afternoon	Morning	Afternoon	Morning	Afternoon	Morning	Afternoon
12:00		11	83			10	80				
12:15		9	86			15	83				
12:30		16	93			9	83				
12:45		9	79	45	341	4	99	38	345	83	686
01:00		2	88			4	109				
01:15		6	77			5	107				
01:30		3	73			14	97				
01:45		5	69	16	307	4	100	27	413	43	720
02:00		4	72			6	141				
02:15		9	92			7	135				
02:30		12	67			15	104				
02:45		1	76	26	307	3	112	31	492	57	799
03:00		2	60			8	164				
03:15		6	74			2	181				
03:30		7	72			7	185				
03:45		9	76	24	282	3	149	20	679	44	961
04:00		6	81			4	195				
04:15		12	55			7	176				
04:30		13	74			5	180				
04:45		24	97	55	307	9	199	25	750	80	1057
05:00		29	79			11	246				
05:15		53	92			14	229				
05:30		66	81			16	232				
05:45		85	101	233	353	20	168	61	875	294	1228
06:00		68	70			27	160				
06:15		97	85			32	132				
06:30		97	68			45	107				
06:45		143	70	405	293	63	98	167	497	572	790
07:00		118	53			64	109				
07:15		138	53			83	73				
07:30		117	39			85	80				
07:45		149	51	522	196	95	45	327	307	849	503
08:00		116	31			115	54				
08:15		139	38			73	63				
08:30		152	31			73	72				
08:45		150	31	557	131	93	37	354	226	911	357
09:00		147	25			92	35				
09:15		163	31			106	50				
09:30		149	28			81	39				
09:45		124	32	583	116	92	34	371	158	954	274
10:00		97	30			81	40				
10:15		95	28			81	41				
10:30		81	24			83	25				
10:45		100	14	373	96	79	23	324	129	697	225
11:00		81	11			73	27				
11:15		75	10			90	12				
11:30		71	11			87	20				
11:45		65	11	292	43	100	11	350	70	642	113
<b>Total</b>		<b>3131</b>	<b>2772</b>			<b>2095</b>	<b>4941</b>			<b>5226</b>	<b>7713</b>
<b>Percent</b>		<b>53.0%</b>	<b>47.0%</b>			<b>29.8%</b>	<b>70.2%</b>			<b>40.4%</b>	<b>59.6%</b>

**Accurate Counts**  
978-664-2565

Location : Binney Street  
 Location : East of Sixth Street  
 City/State : Cambridge, MA  
 Counter : 13940

03860001  
 Site Code: 03860001

Start Time	15-May-12 Tue	WB		Hour Totals		EB		Hour Totals		Combined Totals	
		Morning	Afternoon	Morning	Afternoon	Morning	Afternoon	Morning	Afternoon	Morning	Afternoon
12:00		9	60			22	94				
12:15		11	75			18	127				
12:30		7	69			11	106				
12:45		10	63	37	267	16	122	67	449	104	716
01:00		5	83			14	94				
01:15		3	73			7	89				
01:30		1	78			10	104				
01:45		6	62	15	296	9	98	40	385	55	681
02:00		7	65			3	131				
02:15		7	106			6	132				
02:30		3	78			6	128				
02:45		5	59	22	308	0	122	15	513	37	821
03:00		5	78			6	164				
03:15		2	88			3	166				
03:30		7	84			3	177				
03:45		7	62	21	312	6	155	18	662	39	974
04:00		11	54			4	214				
04:15		12	76			11	185				
04:30		14	68			7	229				
04:45		14	69	51	267	9	174	31	802	82	1069
05:00		25	72			10	224				
05:15		57	79			6	231				
05:30		63	94			28	183				
05:45		82	95	227	340	21	181	65	819	292	1159
06:00		79	76			18	173				
06:15		97	107			34	157				
06:30		102	83			30	153				
06:45		139	71	417	337	49	113	131	596	548	933
07:00		152	73			75	91				
07:15		127	51			80	80				
07:30		119	43			80	80				
07:45		128	46	526	213	85	71	320	322	846	535
08:00		141	50			99	63				
08:15		139	34			83	59				
08:30		136	38			101	61				
08:45		148	42	564	164	100	56	383	239	947	403
09:00		136	36			74	45				
09:15		120	43			90	42				
09:30		111	37			71	56				
09:45		104	36	471	152	89	56	324	199	795	351
10:00		73	24			74	39				
10:15		90	28			71	37				
10:30		87	24			77	32				
10:45		99	26	349	102	69	32	291	140	640	242
11:00		81	22			68	31				
11:15		61	15			81	28				
11:30		86	15			82	10				
11:45		88	10	316	62	82	16	313	85	629	147
<b>Total</b>		<b>3016</b>	<b>2820</b>			<b>1998</b>	<b>5211</b>			<b>5014</b>	<b>8031</b>
<b>Percent</b>		<b>51.7%</b>	<b>48.3%</b>			<b>27.7%</b>	<b>72.3%</b>			<b>38.4%</b>	<b>61.6%</b>

**Accurate Counts**  
978-664-2565

Location : Binney Street  
 Location : East of Sixth Street  
 City/State : Cambridge, MA  
 Counter : 13940

03860001  
 Site Code: 03860001

Start Time	16-May-12 Wed	WB		Hour Totals		EB		Hour Totals		Combined Totals	
		Morning	Afternoon	Morning	Afternoon	Morning	Afternoon	Morning	Afternoon	Morning	Afternoon
12:00		12	79			28	90				
12:15		13	65			16	82				
12:30		3	58			12	100				
12:45		6	82	34	284	7	66	63	338	97	622
01:00		1	65			9	101				
01:15		7	84			5	93				
01:30		5	75			6	123				
01:45		4	71	17	295	12	102	32	419	49	714
02:00		10	77			6	144				
02:15		6	89			4	131				
02:30		8	70			5	121				
02:45		5	89	29	325	6	110	21	506	50	831
03:00		5	62			2	184				
03:15		0	69			2	157				
03:30		8	72			7	177				
03:45		8	73	21	276	1	136	12	654	33	930
04:00		10	64			7	211				
04:15		4	77			8	168				
04:30		21	74			6	216				
04:45		31	71	66	286	7	205	28	800	94	1086
05:00		38	96			12	225				
05:15		38	77			9	203				
05:30		75	82			13	182				
05:45		90	86	241	341	18	154	52	764	293	1105
06:00		78	77			20	191				
06:15		85	80			33	179				
06:30		99	75			42	116				
06:45		129	75	391	307	37	126	132	612	523	919
07:00		139	51			82	118				
07:15		140	61			87	86				
07:30		125	40			74	83				
07:45		149	51	553	203	104	68	347	355	900	558
08:00		112	35			89	62				
08:15		140	42			88	64				
08:30		148	55			83	58				
08:45		188	23	588	155	78	48	338	232	926	387
09:00		126	33			107	50				
09:15		159	32			82	44				
09:30		129	22			87	43				
09:45		121	29	535	116	71	55	347	192	882	308
10:00		116	34			83	48				
10:15		95	33			94	29				
10:30		105	39			94	27				
10:45		99	17	415	123	75	30	346	134	761	257
11:00		84	23			60	27				
11:15		69	24			89	32				
11:30		103	16			76	20				
11:45		100	12	356	75	90	9	315	88	671	163
Total		3246	2786			2033	5094			5279	7880
Percent		53.8%	46.2%			28.5%	71.5%			40.1%	59.9%

**Accurate Counts**  
978-664-2565

Location : Binney Street  
 Location : East of Sixth Street  
 City/State : Cambridge, MA  
 Counter : 13940

03860001  
 Site Code: 03860001

Start Time	17-May-12 Thu	WB		Hour Totals		EB		Hour Totals		Combined Totals	
		Morning	Afternoon	Morning	Afternoon	Morning	Afternoon	Morning	Afternoon	Morning	Afternoon
12:00		5	78			22	103				
12:15		7	69			8	82				
12:30		6	95			12	93				
12:45		7	74	25	316	6	98	48	376	73	692
01:00		13	72			14	116				
01:15		6	77			12	95				
01:30		3	73			6	107				
01:45		6	79	28	301	6	89	38	407	66	708
02:00		2	71			15	126				
02:15		4	73			6	129				
02:30		2	52			5	115				
02:45		8	67	16	263	4	109	30	479	46	742
03:00		4	63			6	161				
03:15		4	55			2	156				
03:30		7	87			1	183				
03:45		4	73	19	278	7	178	16	678	35	956
04:00		8	64			8	195				
04:15		15	79			6	182				
04:30		17	87			12	204				
04:45		18	71	58	301	8	192	34	773	92	1074
05:00		23	62			4	227				
05:15		43	91			12	237				
05:30		73	73			18	194				
05:45		89	100	228	326	14	195	48	853	276	1179
06:00		94	87			27	176				
06:15		91	93			33	136				
06:30		103	58			35	126				
06:45		172	76	460	314	42	127	137	565	597	879
07:00		141	55			78	110				
07:15		142	66			79	93				
07:30		136	56			75	90				
07:45		114	47	533	224	85	70	317	363	850	587
08:00		153	39			104	73				
08:15		131	49			95	78				
08:30		142	37			83	91				
08:45		126	54	552	179	69	73	351	315	903	494
09:00		140	39			89	70				
09:15		160	34			81	63				
09:30		106	40			70	53				
09:45		127	31	533	144	86	55	326	241	859	385
10:00		115	39			79	43				
10:15		95	28			70	46				
10:30		97	36			81	34				
10:45		70	38	377	141	88	33	318	156	695	297
11:00		84	28			88	29				
11:15		94	19			85	32				
11:30		74	23			99	25				
11:45		78	12	330	82	106	15	378	101	708	183
Total		3159	2869			2041	5307			5200	8176
Percent		52.4%	47.6%			27.8%	72.2%			38.9%	61.1%

# Accurate Counts

978-664-2565

Location : Binney Street  
 Location : East of Sixth Street  
 City/State : Cambridge, MA  
 Counter : 13940

03860001  
 Site Code: 03860001

Start Time	18-May-12 Fri	WB		Hour Totals		EB		Hour Totals		Combined Totals	
		Morning	Afternoon	Morning	Afternoon	Morning	Afternoon	Morning	Afternoon	Morning	Afternoon
12:00		12	69			28	119				
12:15		16	80			17	115				
12:30		7	66			15	89				
12:45		9	90	44	305	6	111	66	434	110	739
01:00		3	79			9	90				
01:15		11	79			11	93				
01:30		8	73			9	112				
01:45		8	81	30	312	8	123	37	418	67	730
02:00		11	72			10	139				
02:15		10	73			9	137				
02:30		5	79			11	139				
02:45		6	79	32	303	6	126	36	541	68	844
03:00		4	95			6	182				
03:15		4	79			10	186				
03:30		8	73			8	171				
03:45		16	88	32	335	6	177	30	716	62	1051
04:00		10	73			4	215				
04:15		12	89			6	163				
04:30		13	70			7	191				
04:45		27	75	62	307	12	169	29	738	91	1045
05:00		27	84			7	181				
05:15		47	82			14	175				
05:30		86	82			14	141				
05:45		91	73	251	321	19	121	54	618	305	939
06:00		56	62			23	105				
06:15		97	95			18	105				
06:30		104	70			48	95				
06:45		135	82	392	309	49	85	138	390	530	699
07:00		138	70			77	88				
07:15		112	57			102	89				
07:30		139	58			68	70				
07:45		104	49	493	234	71	65	318	312	811	546
08:00		140	37			74	58				
08:15		139	35			78	50				
08:30		140	43			96	61				
08:45		118	36	537	151	78	60	326	229	863	380
09:00		106	30			85	38				
09:15		108	38			72	50				
09:30		114	41			93	31				
09:45		115	29	443	138	106	34	356	153	799	291
10:00		83	20			84	34				
10:15		86	28			87	30				
10:30		76	31			83	41				
10:45		83	29	328	108	90	28	344	133	672	241
11:00		83	33			86	36				
11:15		73	25			91	30				
11:30		84	25			94	30				
11:45		73	18	313	101	102	25	373	121	686	222
<b>Total</b>		<b>2957</b>	<b>2924</b>			<b>2107</b>	<b>4803</b>			<b>5064</b>	<b>7727</b>
<b>Percent</b>		<b>50.3%</b>	<b>49.7%</b>			<b>30.5%</b>	<b>69.5%</b>			<b>39.6%</b>	<b>60.4%</b>
<b>Grand Total</b>		<b>15509</b>	<b>14171</b>			<b>10274</b>	<b>25356</b>			<b>25783</b>	<b>39527</b>
<b>Percent</b>		<b>52.3%</b>	<b>47.7%</b>			<b>28.8%</b>	<b>71.2%</b>			<b>39.5%</b>	<b>60.5%</b>
<b>ADT</b>		<b>ADT 11,612</b>				<b>AADT 11,612</b>					

# Accurate Counts

978-664-2565

Location : Binney Street  
 Location : East of Sixth Street  
 City/State : Cambridge, MA  
 Counter : 13940

03860001  
 Site Code: 03860001

Start Time	14-May-12		Tue		Wed		Thu		Fri		Sat		Sun		Week Average	
	WB	EB	WB	EB	WB	EB	WB	EB	WB	EB	WB	EB	WB	EB	WB	EB
12:00 AM	45	38	37	67	34	63	25	48	44	66	*	*	*	*	37	56
01:00	16	27	15	40	17	32	28	38	30	37	*	*	*	*	21	35
02:00	26	31	22	15	29	21	16	30	32	36	*	*	*	*	25	27
03:00	24	20	21	18	21	12	19	16	32	30	*	*	*	*	23	19
04:00	55	25	51	31	66	28	58	34	62	29	*	*	*	*	58	29
05:00	233	61	227	65	241	52	228	48	251	54	*	*	*	*	236	56
06:00	405	167	417	131	391	132	460	137	392	138	*	*	*	*	413	141
07:00	522	327	526	320	553	347	533	317	493	318	*	*	*	*	525	326
08:00	557	354	564	383	588	338	552	351	537	326	*	*	*	*	560	350
09:00	583	371	471	324	535	347	533	326	443	356	*	*	*	*	513	345
10:00	373	324	349	291	415	346	377	318	328	344	*	*	*	*	368	325
11:00	292	350	316	313	356	315	330	378	313	373	*	*	*	*	321	346
12:00 PM	341	345	267	449	284	338	316	376	305	434	*	*	*	*	303	388
01:00	307	413	296	385	295	419	301	407	312	418	*	*	*	*	302	408
02:00	307	492	308	513	325	506	263	479	303	541	*	*	*	*	301	506
03:00	282	679	312	662	276	654	278	678	335	716	*	*	*	*	297	678
04:00	307	750	267	802	286	800	301	773	307	738	*	*	*	*	294	773
05:00	353	875	340	819	341	764	326	853	321	618	*	*	*	*	336	786
06:00	293	497	337	596	307	612	314	565	309	390	*	*	*	*	312	532
07:00	196	307	213	322	203	355	224	363	234	312	*	*	*	*	214	332
08:00	131	226	164	239	155	232	179	315	151	229	*	*	*	*	156	248
09:00	116	158	152	199	116	192	144	241	138	153	*	*	*	*	133	189
10:00	96	129	102	140	123	134	141	156	108	133	*	*	*	*	114	138
11:00	43	70	62	85	75	88	82	101	101	121	*	*	*	*	73	93
Lane	5903	7036	5836	7209	6032	7127	6028	7348	5881	6910	0	0	0	0	5935	7126
Day	12939		13045		13159		13376		12791		0		0		13061	
AM Peak	09:00	09:00	08:00	08:00	08:00	07:00	08:00	11:00	08:00	11:00					08:00	08:00
Vol.	583	371	564	383	588	347	552	378	537	373					560	350
PM Peak	17:00	17:00	17:00	17:00	17:00	16:00	17:00	17:00	15:00	16:00					17:00	17:00
Vol.	353	875	340	819	341	800	326	853	335	738					336	786

Comb. Total                      12939                      13045                      13159                      13376                      12791                      0                      0                      13061

ADT                      ADT 11,612                      AADT 11,612

**Accurate Counts**  
978-664-2565

Location : Third Street  
 Location : North of Broadway  
 City/State : Cambridge, MA  
 Counter : 14014

03860002  
 Site Code: 03860002

Start Time	14-May-12 Mon	SB		Hour Totals		NB		Hour Totals		Combined Totals	
		Morning	Afternoon	Morning	Afternoon	Morning	Afternoon	Morning	Afternoon	Morning	Afternoon
12:00		5	71			9	46				
12:15		7	60			12	67				
12:30		5	54			10	61				
12:45		9	51	26	236	3	64	34	238	60	474
01:00		3	62			6	73				
01:15		6	62			8	77				
01:30		7	55			8	62				
01:45		2	58	18	237	8	89	30	301	48	538
02:00		4	79			4	67				
02:15		5	80			4	69				
02:30		8	67			2	67				
02:45		3	98	20	324	1	70	11	273	31	597
03:00		3	87			4	48				
03:15		10	93			4	66				
03:30		6	131			5	70				
03:45		8	99	27	410	3	62	16	246	43	656
04:00		5	134			4	84				
04:15		2	141			2	70				
04:30		3	128			6	108				
04:45		8	140	18	543	5	101	17	363	35	906
05:00		8	158			7	96				
05:15		12	141			23	101				
05:30		22	171			42	93				
05:45		29	125	71	595	39	84	111	374	182	969
06:00		35	130			35	76				
06:15		25	124			41	75				
06:30		33	138			57	80				
06:45		44	104	137	496	68	58	201	289	338	785
07:00		67	104			58	63				
07:15		52	60			83	57				
07:30		80	58			91	46				
07:45		82	49	281	271	107	54	339	220	620	491
08:00		103	58			97	45				
08:15		76	39			116	37				
08:30		96	34			118	36				
08:45		107	27	382	158	110	24	441	142	823	300
09:00		96	33			132	32				
09:15		92	24			103	37				
09:30		108	24			98	36				
09:45		78	35	374	116	92	33	425	138	799	254
10:00		56	26			72	47				
10:15		79	23			55	40				
10:30		50	16			70	20				
10:45		53	11	238	76	63	16	260	123	498	199
11:00		36	17			66	12				
11:15		67	15			62	17				
11:30		49	15			66	14				
11:45		65	16	217	63	73	18	267	61	484	124
<b>Total</b>		<b>1809</b>	<b>3525</b>			<b>2152</b>	<b>2768</b>			<b>3961</b>	<b>6293</b>
<b>Percent</b>		<b>33.9%</b>	<b>66.1%</b>			<b>43.7%</b>	<b>56.3%</b>			<b>38.6%</b>	<b>61.4%</b>



**Accurate Counts**  
978-664-2565

Location : Third Street  
 Location : North of Broadway  
 City/State : Cambridge, MA  
 Counter : 14014

03860002  
 Site Code: 03860002

Start Time	15-May-12 Tue	SB		Hour Totals		NB		Hour Totals		Combined Totals	
		Morning	Afternoon	Morning	Afternoon	Morning	Afternoon	Morning	Afternoon	Morning	Afternoon
12:00		11	56			9	97				
12:15		13	72			5	67				
12:30		7	74			9	77				
12:45		4	73	35	275	11	75	34	316	69	591
01:00		9	71			7	57				
01:15		4	89			2	67				
01:30		1	56			4	64				
01:45		5	70	19	286	0	80	13	268	32	554
02:00		6	85			5	64				
02:15		1	97			7	61				
02:30		3	72			0	62				
02:45		1	74	11	328	4	90	16	277	27	605
03:00		2	103			5	79				
03:15		1	94			0	72				
03:30		4	103			1	78				
03:45		4	98	11	398	1	82	7	311	18	709
04:00		5	115			2	78				
04:15		4	133			6	77				
04:30		4	118			1	100				
04:45		8	153	21	519	5	93	14	348	35	867
05:00		7	148			5	100				
05:15		13	132			22	135				
05:30		19	136			43	88				
05:45		25	135	64	551	34	107	104	430	168	981
06:00		29	143			44	78				
06:15		44	145			40	73				
06:30		67	114			27	73				
06:45		62	105	202	507	60	63	171	287	373	794
07:00		72	85			92	42				
07:15		63	80			79	66				
07:30		68	59			97	48				
07:45		58	62	261	286	82	55	350	211	611	497
08:00		83	70			152	45				
08:15		102	52			128	49				
08:30		102	52			120	53				
08:45		111	49	398	223	100	25	500	172	898	395
09:00		119	38			109	43				
09:15		82	42			116	34				
09:30		94	53			94	34				
09:45		65	44	360	177	85	28	404	139	764	316
10:00		78	28			57	27				
10:15		76	30			84	18				
10:30		78	17			76	21				
10:45		63	18	295	93	90	16	307	82	602	175
11:00		84	23			68	30				
11:15		80	19			83	13				
11:30		68	12			70	17				
11:45		89	18	321	72	74	8	295	68	616	140
<b>Total</b>		<b>1998</b>	<b>3715</b>			<b>2215</b>	<b>2909</b>			<b>4213</b>	<b>6624</b>
<b>Percent</b>		<b>35.0%</b>	<b>65.0%</b>			<b>43.2%</b>	<b>56.8%</b>			<b>38.9%</b>	<b>61.1%</b>

**Accurate Counts**  
978-664-2565

Location : Third Street  
 Location : North of Broadway  
 City/State : Cambridge, MA  
 Counter : 14014

03860002  
 Site Code: 03860002

Start Time	16-May-12 Wed	SB		Hour Totals		NB		Hour Totals		Combined Totals	
		Morning	Afternoon	Morning	Afternoon	Morning	Afternoon	Morning	Afternoon	Morning	Afternoon
12:00		12	72			15	64				
12:15		1	84			16	74				
12:30		7	71			10	76				
12:45		10	62	30	289	8	77	49	291	79	580
01:00		4	61			7	75				
01:15		5	80			11	74				
01:30		6	72			5	71				
01:45		3	71	18	284	11	79	34	299	52	583
02:00		8	74			14	90				
02:15		7	69			10	81				
02:30		4	63			4	76				
02:45		1	99	20	305	4	67	32	314	52	619
03:00		8	92			2	74				
03:15		0	106			3	73				
03:30		6	104			3	90				
03:45		10	86	24	388	6	88	14	325	38	713
04:00		4	124			4	69				
04:15		5	120			3	83				
04:30		6	104			11	89				
04:45		11	149	26	497	7	70	25	311	51	808
05:00		8	142			14	91				
05:15		23	133			20	97				
05:30		20	151			45	102				
05:45		28	137	79	563	26	68	105	358	184	921
06:00		24	145			36	82				
06:15		38	141			49	62				
06:30		49	92			55	54				
06:45		70	87	181	465	46	79	186	277	367	742
07:00		53	82			77	62				
07:15		76	83			87	42				
07:30		78	64			90	55				
07:45		86	52	293	281	123	45	377	204	670	485
08:00		93	42			126	39				
08:15		98	41			124	34				
08:30		112	47			118	40				
08:45		93	42	396	172	122	45	490	158	886	330
09:00		91	35			113	23				
09:15		119	45			108	49				
09:30		79	26			105	37				
09:45		98	38	387	144	88	37	414	146	801	290
10:00		93	27			64	23				
10:15		78	26			75	19				
10:30		75	19			70	20				
10:45		55	20	301	92	67	23	276	85	577	177
11:00		87	27			55	22				
11:15		43	21			65	20				
11:30		72	15			72	17				
11:45		74	11	276	74	93	12	285	71	561	145
<b>Total</b>		<b>2031</b>	<b>3554</b>			<b>2287</b>	<b>2839</b>			<b>4318</b>	<b>6393</b>
<b>Percent</b>		<b>36.4%</b>	<b>63.6%</b>			<b>44.6%</b>	<b>55.4%</b>			<b>40.3%</b>	<b>59.7%</b>

**Accurate Counts**  
978-664-2565

Location : Third Street  
 Location : North of Broadway  
 City/State : Cambridge, MA  
 Counter : 14014

03860002  
 Site Code: 03860002

Start Time	17-May-12 Thu	SB		Hour Totals		NB		Hour Totals		Combined Totals	
		Morning	Afternoon	Morning	Afternoon	Morning	Afternoon	Morning	Afternoon	Morning	Afternoon
12:00		10	59			16	74				
12:15		11	65			9	77				
12:30		8	55			10	78				
12:45		5	49	34	228	7	72	42	301	76	529
01:00		9	63			3	64				
01:15		11	69			12	70				
01:30		5	72			6	63				
01:45		5	81	30	285	11	72	32	269	62	554
02:00		2	70			8	79				
02:15		6	80			5	91				
02:30		3	70			6	67				
02:45		4	83	15	303	4	80	23	317	38	620
03:00		2	93			7	73				
03:15		1	95			3	90				
03:30		1	105			3	95				
03:45		6	93	10	386	4	83	17	341	27	727
04:00		4	144			10	91				
04:15		2	128			4	93				
04:30		6	172			3	75				
04:45		8	140	20	584	1	87	18	346	38	930
05:00		8	166			10	90				
05:15		15	132			21	87				
05:30		18	168			44	100				
05:45		31	154	72	620	46	82	121	359	193	979
06:00		24	129			27	102				
06:15		32	126			45	97				
06:30		43	125			56	88				
06:45		51	100	150	480	69	82	197	369	347	849
07:00		63	87			79	72				
07:15		55	87			93	67				
07:30		70	81			87	65				
07:45		68	57	256	312	127	57	386	261	642	573
08:00		78	62			118	58				
08:15		90	43			138	29				
08:30		82	36			123	27				
08:45		88	40	338	181	128	25	507	139	845	320
09:00		80	36			117	20				
09:15		74	39			132	32				
09:30		68	31			90	23				
09:45		58	38	280	144	95	33	434	108	714	252
10:00		58	36			87	22				
10:15		66	27			78	26				
10:30		52	19			75	29				
10:45		52	27	228	109	82	24	322	101	550	210
11:00		64	22			75	24				
11:15		56	24			68	18				
11:30		69	17			72	13				
11:45		60	14	249	77	68	20	283	75	532	152
<b>Total</b>		<b>1682</b>	<b>3709</b>			<b>2382</b>	<b>2986</b>			<b>4064</b>	<b>6695</b>
<b>Percent</b>		<b>31.2%</b>	<b>68.8%</b>			<b>44.4%</b>	<b>55.6%</b>			<b>37.8%</b>	<b>62.2%</b>

## Accurate Counts 978-664-2565

Location : Third Street  
 Location : North of Broadway  
 City/State : Cambridge, MA  
 Counter : 14014

03860002  
 Site Code: 03860002

Start Time	18-May-12 Fri	SB		Hour Totals		NB		Hour Totals		Combined Totals	
		Morning	Afternoon	Morning	Afternoon	Morning	Afternoon	Morning	Afternoon	Morning	Afternoon
12:00		12	76			25	76				
12:15		10	71			16	66				
12:30		15	80			6	74				
12:45		10	80	47	307	16	69	63	285	110	592
01:00		9	66			9	63				
01:15		6	54			7	74				
01:30		8	70			14	79				
01:45		8	83	31	273	13	72	43	288	74	561
02:00		10	79			10	86				
02:15		8	76			12	80				
02:30		5	76			5	66				
02:45		3	87	26	318	10	84	37	316	63	634
03:00		4	118			6	78				
03:15		3	113			6	83				
03:30		7	126			4	82				
03:45		5	111	19	468	5	85	21	328	40	796
04:00		8	136			3	96				
04:15		5	130			4	121				
04:30		10	130			2	58				
04:45		9	123	32	519	7	77	16	352	48	871
05:00		10	128			9	72				
05:15		11	120			15	135				
05:30		20	121			34	70				
05:45		42	122	83	491	42	84	100	361	183	852
06:00		36	117			31	76				
06:15		32	117			39	74				
06:30		49	93			51	75				
06:45		53	84	170	411	63	66	184	291	354	702
07:00		70	62			72	53				
07:15		72	55			72	54				
07:30		65	45			88	71				
07:45		92	71	299	233	91	43	323	221	622	454
08:00		91	66			123	55				
08:15		81	36			94	42				
08:30		72	43			125	40				
08:45		103	36	347	181	130	35	472	172	819	353
09:00		87	37			117	31				
09:15		95	37			96	42				
09:30		89	32			83	38				
09:45		55	34	326	140	84	32	380	143	706	283
10:00		68	38			85	21				
10:15		70	25			87	26				
10:30		71	31			93	29				
10:45		61	26	270	120	75	43	340	119	610	239
11:00		73	36			75	42				
11:15		72	29			75	34				
11:30		63	26			72	27				
11:45		89	18	297	109	73	28	295	131	592	240
<b>Total</b>		<b>1947</b>	<b>3570</b>			<b>2274</b>	<b>3007</b>			<b>4221</b>	<b>6577</b>
<b>Percent</b>		<b>35.3%</b>	<b>64.7%</b>			<b>43.1%</b>	<b>56.9%</b>			<b>39.1%</b>	<b>60.9%</b>
<b>Grand Total</b>		<b>9467</b>	<b>18073</b>			<b>11310</b>	<b>14509</b>			<b>20777</b>	<b>32582</b>
<b>Percent</b>		<b>34.4%</b>	<b>65.6%</b>			<b>43.8%</b>	<b>56.2%</b>			<b>38.9%</b>	<b>61.1%</b>
<b>ADT</b>		<b>ADT 9,540</b>				<b>AADT 9,540</b>					

# Accurate Counts

978-664-2565

Location : Third Street  
 Location : North of Broadway  
 City/State : Cambridge, MA  
 Counter : 14014

03860002  
 Site Code: 03860002

Start Time	14-May-12		Tue		Wed		Thu		Fri		Sat		Sun		Week Average	
	SB	NB	SB	NB	SB	NB	SB	NB	SB	NB	SB	NB	SB	NB	SB	NB
12:00 AM	26	34	35	34	30	49	34	42	47	63	*	*	*	*	34	44
01:00	18	30	19	13	18	34	30	32	31	43	*	*	*	*	23	30
02:00	20	11	11	16	20	32	15	23	26	37	*	*	*	*	18	24
03:00	27	16	11	7	24	14	10	17	19	21	*	*	*	*	18	15
04:00	18	17	21	14	26	25	20	18	32	16	*	*	*	*	23	18
05:00	71	111	64	104	79	105	72	121	83	100	*	*	*	*	74	108
06:00	137	201	202	171	181	186	150	197	170	184	*	*	*	*	168	188
07:00	281	339	261	350	293	377	256	386	299	323	*	*	*	*	278	355
08:00	<b>382</b>	<b>441</b>	<b>398</b>	<b>500</b>	<b>396</b>	<b>490</b>	<b>338</b>	<b>507</b>	<b>347</b>	<b>472</b>	*	*	*	*	<b>372</b>	<b>482</b>
09:00	374	425	360	404	387	414	280	434	326	380	*	*	*	*	345	411
10:00	238	260	295	307	301	276	228	322	270	340	*	*	*	*	266	301
11:00	217	267	321	295	276	285	249	283	297	295	*	*	*	*	272	285
12:00 PM	236	238	275	316	289	291	228	301	307	285	*	*	*	*	267	286
01:00	237	301	286	268	284	299	285	269	273	288	*	*	*	*	273	285
02:00	324	273	328	277	305	314	303	317	318	316	*	*	*	*	316	299
03:00	410	246	398	311	388	325	386	341	468	328	*	*	*	*	410	310
04:00	543	363	519	348	497	311	584	346	<b>519</b>	<b>352</b>	*	*	*	*	532	344
05:00	<b>595</b>	<b>374</b>	<b>551</b>	<b>430</b>	<b>563</b>	<b>358</b>	<b>620</b>	359	491	<b>361</b>	*	*	*	*	<b>564</b>	<b>376</b>
06:00	496	289	507	287	465	277	480	<b>369</b>	411	291	*	*	*	*	472	303
07:00	271	220	286	211	281	204	312	261	233	221	*	*	*	*	277	223
08:00	158	142	223	172	172	158	181	139	181	172	*	*	*	*	183	157
09:00	116	138	177	139	144	146	144	108	140	143	*	*	*	*	144	135
10:00	76	123	93	82	92	85	109	101	120	119	*	*	*	*	98	102
11:00	63	61	72	68	74	71	77	75	109	131	*	*	*	*	79	81
Lane	5334	4920	5713	5124	5585	5126	5391	5368	5517	5281	0	0	0	0	5506	5162
Day	10254		10837		10711		10759		10798		0		0		10668	
AM Peak	08:00	08:00	08:00	08:00	08:00	08:00	08:00	08:00	08:00	08:00					08:00	08:00
Vol.	382	441	398	500	396	490	338	507	347	472					372	482
PM Peak	17:00	17:00	17:00	17:00	17:00	17:00	17:00	18:00	16:00	17:00					17:00	17:00
Vol.	595	374	551	430	563	358	620	369	519	361					564	376

Comb. Total                      10254                      10837                      10711                      10759                      10798                      0                      0                      10668

ADT                      ADT 9,540                      AADT 9,540

# Accurate Counts

978-664-2565

Location : Vassar Street  
 Location : South of Main Street  
 City/State : Cambridge, MA  
 Counter : 18140

03860003  
 Site Code: 03860003

Start Time	14-May-12 Mon	NB		Hour Totals		SB		Hour Totals		Combined Totals	
		Morning	Afternoon	Morning	Afternoon	Morning	Afternoon	Morning	Afternoon	Morning	Afternoon
12:00		13	72			8	62				
12:15		14	91			10	64				
12:30		17	59			6	82				
12:45		7	74	51	296	5	68	29	276	80	572
01:00		12	76			10	58				
01:15		3	73			4	57				
01:30		7	76			5	66				
01:45		3	88	25	313	8	66	27	247	52	560
02:00		3	93			11	78				
02:15		3	71			6	95				
02:30		8	81			2	87				
02:45		2	69	16	314	1	63	20	323	36	637
03:00		3	89			1	100				
03:15		3	81			4	96				
03:30		7	101			4	93				
03:45		6	84	19	355	12	91	21	380	40	735
04:00		7	101			6	93				
04:15		10	105			10	106				
04:30		7	94			10	87				
04:45		9	97	33	397	13	115	39	401	72	798
05:00		16	121			14	117				
05:15		11	120			19	114				
05:30		40	131			47	110				
05:45		29	89	96	461	52	98	132	439	228	900
06:00		28	112			46	102				
06:15		47	89			62	93				
06:30		39	88			70	86				
06:45		58	99	172	388	93	99	271	380	443	768
07:00		85	73			95	77				
07:15		80	62			94	64				
07:30		96	72			99	49				
07:45		105	37	366	244	102	41	390	231	756	475
08:00		127	43			119	42				
08:15		117	55			113	40				
08:30		106	39			117	39				
08:45		128	51	478	188	111	27	460	148	938	336
09:00		124	51			105	27				
09:15		130	56			125	28				
09:30		110	36			102	31				
09:45		94	32	458	175	114	26	446	112	904	287
10:00		97	43			92	32				
10:15		82	35			80	46				
10:30		80	29			72	33				
10:45		67	30	326	137	88	33	332	144	658	281
11:00		91	18			71	15				
11:15		90	22			65	21				
11:30		69	20			61	17				
11:45		86	10	336	70	61	3	258	56	594	126
Total		2376	3338			2425	3137			4801	6475
Percent		41.6%	58.4%			43.6%	56.4%			42.6%	57.4%

# Accurate Counts

978-664-2565

Location : Vassar Street  
 Location : South of Main Street  
 City/State : Cambridge, MA  
 Counter : 18140

03860003  
 Site Code: 03860003

Start Time	15-May-12 Tue	NB		Hour Totals		SB		Hour Totals		Combined Totals	
		Morning	Afternoon	Morning	Afternoon	Morning	Afternoon	Morning	Afternoon	Morning	Afternoon
12:00		21	81			21	70				
12:15		21	84			16	68				
12:30		14	102			14	77				
12:45		12	76	68	343	6	73	57	288	125	631
01:00		10	81			7	65				
01:15		7	79			5	70				
01:30		11	66			7	65				
01:45		5	92	33	318	4	80	23	280	56	598
02:00		8	101			1	73				
02:15		5	75			6	82				
02:30		4	75			1	78				
02:45		3	82	20	333	4	75	12	308	32	641
03:00		8	93			5	97				
03:15		8	87			2	94				
03:30		4	91			3	89				
03:45		8	65	28	336	9	85	19	365	47	701
04:00		10	91			4	86				
04:15		8	93			7	86				
04:30		12	115			5	113				
04:45		14	101	44	400	10	116	26	401	70	801
05:00		6	131			12	114				
05:15		12	121			34	121				
05:30		28	119			40	99				
05:45		18	93	64	464	55	113	141	447	205	911
06:00		46	95			52	94				
06:15		56	106			51	75				
06:30		52	102			74	90				
06:45		65	109	219	412	86	76	263	335	482	747
07:00		92	73			78	87				
07:15		103	76			106	63				
07:30		86	81			110	53				
07:45		109	51	390	281	114	60	408	263	798	544
08:00		135	38			99	54				
08:15		103	61			125	47				
08:30		112	47			118	45				
08:45		106	51	456	197	116	44	458	190	914	387
09:00		121	36			108	37				
09:15		124	46			122	40				
09:30		125	66			83	48				
09:45		86	48	456	196	90	35	403	160	859	356
10:00		109	44			68	40				
10:15		71	46			88	29				
10:30		68	40			101	31				
10:45		86	27	334	157	105	36	362	136	696	293
11:00		78	17			69	28				
11:15		83	26			63	27				
11:30		76	26			76	11				
11:45		102	13	339	82	79	21	287	87	626	169
<b>Total</b>		<b>2451</b>	<b>3519</b>			<b>2459</b>	<b>3260</b>			<b>4910</b>	<b>6779</b>
<b>Percent</b>		<b>41.1%</b>	<b>58.9%</b>			<b>43.0%</b>	<b>57.0%</b>			<b>42.0%</b>	<b>58.0%</b>

# Accurate Counts

978-664-2565

Location : Vassar Street  
 Location : South of Main Street  
 City/State : Cambridge, MA  
 Counter : 18140

03860003  
 Site Code: 03860003

Start Time	16-May-12 Wed	NB		Hour Totals		SB		Hour Totals		Combined Totals	
		Morning	Afternoon	Morning	Afternoon	Morning	Afternoon	Morning	Afternoon	Morning	Afternoon
12:00		36	76			8	74				
12:15		16	88			15	74				
12:30		11	67			10	80				
12:45		20	69	83	300	9	73	42	301	125	601
01:00		15	84			10	56				
01:15		11	79			4	57				
01:30		12	77			9	69				
01:45		10	93	48	333	9	71	32	253	80	586
02:00		12	96			7	71				
02:15		5	80			4	92				
02:30		10	78			8	91				
02:45		8	76	35	330	5	66	24	320	59	650
03:00		1	82			3	96				
03:15		4	84			3	98				
03:30		12	107			1	104				
03:45		5	91	22	364	6	90	13	388	35	752
04:00		10	95			8	101				
04:15		7	111			10	109				
04:30		8	91			9	92				
04:45		9	94	34	391	12	107	39	409	73	800
05:00		11	118			21	112				
05:15		18	136			15	119				
05:30		27	127			41	121				
05:45		28	94	84	475	49	94	126	446	210	921
06:00		34	119			54	99				
06:15		36	96			61	103				
06:30		52	102			78	89				
06:45		73	78	195	395	93	93	286	384	481	779
07:00		80	73			105	79				
07:15		108	69			90	71				
07:30		94	81			85	52				
07:45		121	42	403	265	121	37	401	239	804	504
08:00		110	41			122	39				
08:15		127	53			105	44				
08:30		115	48			121	41				
08:45		114	46	466	188	114	27	462	151	928	339
09:00		121	49			128	29				
09:15		131	58			111	32				
09:30		95	39			105	26				
09:45		92	34	439	180	105	27	449	114	888	294
10:00		83	36			109	30				
10:15		86	38			66	41				
10:30		99	31			106	39				
10:45		86	27	354	132	85	36	366	146	720	278
11:00		79	21			69	17				
11:15		91	21			62	20				
11:30		76	20			80	17				
11:45		85	14	331	76	101	9	312	63	643	139
<b>Total</b>		<b>2494</b>	<b>3429</b>			<b>2552</b>	<b>3214</b>			<b>5046</b>	<b>6643</b>
<b>Percent</b>		<b>42.1%</b>	<b>57.9%</b>			<b>44.3%</b>	<b>55.7%</b>			<b>43.2%</b>	<b>56.8%</b>



**Accurate Counts**  
978-664-2565

Location : Vassar Street  
 Location : South of Main Street  
 City/State : Cambridge, MA  
 Counter : 18140

03860003  
 Site Code: 03860003

Start Time	17-May-12 Thu	NB		Hour Totals		SB		Hour Totals		Combined Totals	
		Morning	Afternoon	Morning	Afternoon	Morning	Afternoon	Morning	Afternoon	Morning	Afternoon
12:00		18	79			18	67				
12:15		19	78			18	68				
12:30		20	62			16	70				
12:45		14	90	71	309	9	76	61	281	132	590
01:00		11	82			7	67				
01:15		10	88			6	64				
01:30		9	80			6	68				
01:45		8	72	38	322	7	67	26	266	64	588
02:00		10	76			4	93				
02:15		5	87			4	92				
02:30		5	89			3	74				
02:45		6	78	26	330	3	80	14	339	40	669
03:00		7	96			5	83				
03:15		9	86			3	86				
03:30		6	114			5	117				
03:45		7	106	29	402	11	79	24	365	53	767
04:00		14	112			5	103				
04:15		11	100			6	92				
04:30		9	101			8	100				
04:45		16	97	50	410	9	109	28	404	78	814
05:00		10	117			14	112				
05:15		10	118			30	97				
05:30		31	114			42	88				
05:45		28	123	79	472	59	108	145	405	224	877
06:00		36	115			48	93				
06:15		62	100			55	87				
06:30		54	95			78	64				
06:45		69	110	221	420	87	74	268	318	489	738
07:00		90	80			82	71				
07:15		98	70			111	69				
07:30		106	75			104	71				
07:45		102	57	396	282	113	66	410	277	806	559
08:00		138	48			101	55				
08:15		112	69			124	46				
08:30		103	52			126	47				
08:45		116	60	469	229	120	49	471	197	940	426
09:00		118	50			103	44				
09:15		121	37			119	47				
09:30		136	46			87	51				
09:45		94	34	469	167	85	37	394	179	863	346
10:00		97	47			71	41				
10:15		78	30			92	39				
10:30		76	38			94	30				
10:45		94	31	345	146	70	28	327	138	672	284
11:00		82	32			71	30				
11:15		86	42			75	20				
11:30		89	22			61	19				
11:45		91	23	348	119	76	14	283	83	631	202
<b>Total</b>		<b>2541</b>	<b>3608</b>			<b>2451</b>	<b>3252</b>			<b>4992</b>	<b>6860</b>
<b>Percent</b>		<b>41.3%</b>	<b>58.7%</b>			<b>43.0%</b>	<b>57.0%</b>			<b>42.1%</b>	<b>57.9%</b>

# Accurate Counts

978-664-2565

Location : Vassar Street  
 Location : South of Main Street  
 City/State : Cambridge, MA  
 Counter : 18140

03860003  
 Site Code: 03860003

Start Time	18-May-12 Fri	NB		Hour Totals		SB		Hour Totals		Combined Totals	
		Morning	Afternoon	Morning	Afternoon	Morning	Afternoon	Morning	Afternoon	Morning	Afternoon
12:00		38	56			17	98				
12:15		13	97			20	72				
12:30		17	68			10	73				
12:45		11	82	79	303	10	71	57	314	136	617
01:00		16	67			8	84				
01:15		17	75			8	77				
01:30		13	90			10	82				
01:45		9	81	55	313	9	85	35	328	90	641
02:00		20	82			4	88				
02:15		9	67			1	71				
02:30		9	66			7	93				
02:45		12	96	50	311	3	77	15	329	65	640
03:00		7	95			8	107				
03:15		8	105			4	89				
03:30		7	91			6	136				
03:45		5	99	27	390	7	99	25	431	52	821
04:00		9	112			3	80				
04:15		10	78			13	98				
04:30		9	119			4	98				
04:45		6	94	34	403	22	84	42	360	76	763
05:00		10	113			21	113				
05:15		17	108			19	101				
05:30		31	97			37	103				
05:45		29	95	87	413	41	99	118	416	205	829
06:00		27	94			47	95				
06:15		46	84			60	97				
06:30		49	74			66	83				
06:45		55	85	177	337	85	70	258	345	435	682
07:00		86	78			74	74				
07:15		83	58			99	52				
07:30		70	57			94	61				
07:45		88	49	327	242	107	50	374	237	701	479
08:00		121	42			100	64				
08:15		105	65			118	41				
08:30		136	62			126	58				
08:45		119	44	481	213	95	35	439	198	920	411
09:00		99	35			110	28				
09:15		117	49			109	38				
09:30		111	43			92	31				
09:45		69	37	396	164	96	35	407	132	803	296
10:00		90	35			82	38				
10:15		52	44			86	33				
10:30		92	43			86	31				
10:45		98	26	332	148	71	33	325	135	657	283
11:00		68	41			72	28				
11:15		80	33			75	37				
11:30		87	31			72	24				
11:45		91	22	326	127	79	28	298	117	624	244
<b>Total</b>		<b>2371</b>	<b>3364</b>			<b>2393</b>	<b>3342</b>			<b>4764</b>	<b>6706</b>
<b>Percent</b>		<b>41.3%</b>	<b>58.7%</b>			<b>41.7%</b>	<b>58.3%</b>			<b>41.5%</b>	<b>58.5%</b>
<b>Grand Total</b>		<b>12233</b>	<b>17258</b>			<b>12280</b>	<b>16205</b>			<b>24513</b>	<b>33463</b>
<b>Percent</b>		<b>41.5%</b>	<b>58.5%</b>			<b>43.1%</b>	<b>56.9%</b>			<b>42.3%</b>	<b>57.7%</b>
<b>ADT</b>		<b>ADT 10,364</b>				<b>ADT 10,364</b>					

**Accurate Counts**  
978-664-2565

Location : Vassar Street  
 Location : South of Main Street  
 City/State : Cambridge, MA  
 Counter : 18140

03860003  
 Site Code: 03860003

Start Time	14-May-12		Tue		Wed		Thu		Fri		Sat		Sun		Week Average	
	NB	SB	NB	SB	NB	SB	NB	SB	NB	SB	NB	SB	NB	SB	NB	SB
12:00 AM	51	29	68	57	83	42	71	61	79	57	*	*	*	*	70	49
01:00	25	27	33	23	48	32	38	26	55	35	*	*	*	*	40	29
02:00	16	20	20	12	35	24	26	14	50	15	*	*	*	*	29	17
03:00	19	21	28	19	22	13	29	24	27	25	*	*	*	*	25	20
04:00	33	39	44	26	34	39	50	28	34	42	*	*	*	*	39	35
05:00	96	132	64	141	84	126	79	145	87	118	*	*	*	*	82	132
06:00	172	271	219	263	195	286	221	268	177	258	*	*	*	*	197	269
07:00	366	390	390	408	403	401	396	410	327	374	*	*	*	*	376	397
08:00	<b>478</b>	<b>460</b>	<b>456</b>	<b>458</b>	<b>466</b>	<b>462</b>	<b>469</b>	<b>471</b>	<b>481</b>	<b>439</b>	*	*	*	*	<b>470</b>	<b>458</b>
09:00	458	446	456	403	439	449	469	394	396	407	*	*	*	*	444	420
10:00	326	332	334	362	354	366	345	327	332	325	*	*	*	*	338	342
11:00	336	258	339	287	331	312	348	283	326	298	*	*	*	*	336	288
12:00 PM	296	276	343	288	300	301	309	281	303	314	*	*	*	*	310	292
01:00	313	247	318	280	333	253	322	266	313	328	*	*	*	*	320	275
02:00	314	323	333	308	330	320	330	339	311	329	*	*	*	*	324	324
03:00	355	380	336	365	364	388	402	365	390	<b>431</b>	*	*	*	*	369	386
04:00	397	401	400	401	391	409	410	404	403	360	*	*	*	*	400	395
05:00	<b>461</b>	<b>439</b>	<b>464</b>	<b>447</b>	<b>475</b>	<b>446</b>	<b>472</b>	<b>405</b>	<b>413</b>	416	*	*	*	*	<b>457</b>	<b>431</b>
06:00	388	380	412	335	395	384	420	318	337	345	*	*	*	*	390	352
07:00	244	231	281	263	265	239	282	277	242	237	*	*	*	*	263	249
08:00	188	148	197	190	188	151	229	197	213	198	*	*	*	*	203	177
09:00	175	112	196	160	180	114	167	179	164	132	*	*	*	*	176	139
10:00	137	144	157	136	132	146	146	138	148	135	*	*	*	*	144	140
11:00	70	56	82	87	76	63	119	83	127	117	*	*	*	*	95	81
Lane	5714	5562	5970	5719	5923	5766	6149	5703	5735	5735	0	0	0	0	5897	5697
Day	11276		11689		11689		11852		11470		0		0		11594	
AM Peak	08:00	08:00	08:00	08:00	08:00	08:00	08:00	08:00	08:00	08:00					08:00	08:00
Vol.	478	460	456	458	466	462	469	471	481	439					470	458
PM Peak	17:00	17:00	17:00	17:00	17:00	17:00	17:00	17:00	17:00	15:00					17:00	17:00
Vol.	461	439	464	447	475	446	472	405	413	431					457	431

Comb. Total	11276	11689	11689	11852	11470	0	0	11594
ADT	ADT 10,364	AADT 10,364						

# Accurate Counts

978-664-2565

Location : Main Street  
 Location : East of Ames Street  
 City/State : Cambridge, MA  
 Counter : 13735

03860005  
 Site Code: 03860005

Start Time	14-May-12 Mon	WB		Hour Totals		EB		Hour Totals		Combined Totals	
		Morning	Afternoon	Morning	Afternoon	Morning	Afternoon	Morning	Afternoon	Morning	Afternoon
12:00		4	13			19	62				
12:15		3	16			14	85				
12:30		3	19			14	66				
12:45		1	17	11	65	8	49	55	262	66	327
01:00		1	17			12	56				
01:15		1	20			11	65				
01:30		0	22			4	78				
01:45		1	22	3	81	10	84	37	283	40	364
02:00		2	20			3	91				
02:15		0	23			6	85				
02:30		0	20			7	84				
02:45		0	9	2	72	2	76	18	336	20	408
03:00		0	32			2	101				
03:15		0	22			1	85				
03:30		0	27			3	98				
03:45		1	22	1	103	8	76	14	360	15	463
04:00		1	18			3	101				
04:15		2	27			6	95				
04:30		4	20			7	117				
04:45		1	28	8	93	6	87	22	400	30	493
05:00		5	26			14	105				
05:15		3	22			11	102				
05:30		1	24			26	111				
05:45		1	33	10	105	28	107	79	425	89	530
06:00		6	25			29	114				
06:15		4	25			30	78				
06:30		20	27			30	83				
06:45		12	29	42	106	34	75	123	350	165	456
07:00		16	12			54	75				
07:15		21	23			59	60				
07:30		17	18			61	56				
07:45		30	12	84	65	80	65	254	256	338	321
08:00		21	16			73	40				
08:15		18	11			66	47				
08:30		23	6			78	43				
08:45		18	9	80	42	75	70	292	200	372	242
09:00		21	4			74	46				
09:15		19	9			79	49				
09:30		28	14			77	53				
09:45		20	7	88	34	96	49	326	197	414	231
10:00		21	5			76	33				
10:15		21	6			61	36				
10:30		14	9			88	23				
10:45		11	4	67	24	75	25	300	117	367	141
11:00		11	5			67	37				
11:15		17	7			55	20				
11:30		18	4			73	28				
11:45		22	4	68	20	63	14	258	99	326	119
<b>Total</b>		<b>464</b>	<b>810</b>			<b>1778</b>	<b>3285</b>			<b>2242</b>	<b>4095</b>
<b>Percent</b>		<b>36.4%</b>	<b>63.6%</b>			<b>35.1%</b>	<b>64.9%</b>			<b>35.4%</b>	<b>64.6%</b>

**Accurate Counts**  
978-664-2565

Location : Main Street  
 Location : East of Ames Street  
 City/State : Cambridge, MA  
 Counter : 13735

03860005  
 Site Code: 03860005

Start Time	15-May-12 Tue	WB		Hour Totals		EB		Hour Totals		Combined Totals	
		Morning	Afternoon	Morning	Afternoon	Morning	Afternoon	Morning	Afternoon	Morning	Afternoon
12:00		3	12			31	71				
12:15		1	21			13	85				
12:30		3	24			17	91				
12:45		4	30	11	87	15	81	76	328	87	415
01:00		1	37			21	85				
01:15		1	37			14	92				
01:30		0	20			10	83				
01:45		1	35	3	129	7	83	52	343	55	472
02:00		0	19			5	90				
02:15		0	20			9	79				
02:30		1	23			4	75				
02:45		0	20	1	82	6	82	24	326	25	408
03:00		0	27			2	106				
03:15		2	26			6	104				
03:30		1	34			4	92				
03:45		0	38	3	125	5	88	17	390	20	515
04:00		4	33			11	86				
04:15		1	25			4	87				
04:30		2	48			4	96				
04:45		1	36	8	142	11	97	30	366	38	508
05:00		2	25			9	98				
05:15		3	34			12	89				
05:30		5	36			21	100				
05:45		2	42	12	137	19	91	61	378	73	515
06:00		13	28			34	83				
06:15		8	29			40	100				
06:30		12	36			50	92				
06:45		15	42	48	135	51	70	175	345	223	480
07:00		17	19			62	88				
07:15		21	24			59	63				
07:30		21	24			64	50				
07:45		20	18	79	85	64	50	249	251	328	336
08:00		21	12			74	57				
08:15		34	10			73	55				
08:30		23	22			70	60				
08:45		21	11	99	55	71	54	288	226	387	281
09:00		33	9			82	72				
09:15		28	7			89	43				
09:30		33	12			95	47				
09:45		28	8	122	36	97	51	363	213	485	249
10:00		19	7			82	45				
10:15		26	6			81	54				
10:30		30	9			66	31				
10:45		13	8	88	30	66	29	295	159	383	189
11:00		27	8			73	22				
11:15		27	5			68	30				
11:30		35	4			81	31				
11:45		16	6	105	23	82	16	304	99	409	122
<b>Total</b>		<b>579</b>	<b>1066</b>			<b>1934</b>	<b>3424</b>			<b>2513</b>	<b>4490</b>
<b>Percent</b>		<b>35.2%</b>	<b>64.8%</b>			<b>36.1%</b>	<b>63.9%</b>			<b>35.9%</b>	<b>64.1%</b>

# Accurate Counts

978-664-2565

Location : Main Street  
 Location : East of Ames Street  
 City/State : Cambridge, MA  
 Counter : 13735

03860005  
 Site Code: 03860005

Start Time	16-May-12 Wed	WB		Hour Totals		EB		Hour Totals		Combined Totals	
		Morning	Afternoon	Morning	Afternoon	Morning	Afternoon	Morning	Afternoon	Morning	Afternoon
12:00		6	15			24	73				
12:15		2	32			24	68				
12:30		2	27			16	91				
12:45		5	19	15	93	23	79	87	311	102	404
01:00		3	31			15	78				
01:15		0	25			16	66				
01:30		1	30			8	80				
01:45		0	26	4	112	12	79	51	303	55	415
02:00		0	44			8	106				
02:15		1	26			3	95				
02:30		1	33			2	94				
02:45		0	9	2	112	5	93	18	388	20	500
03:00		0	29			2	76				
03:15		0	18			3	101				
03:30		0	29			2	95				
03:45		0	21	0	97	3	103	10	375	10	472
04:00		1	31			4	117				
04:15		7	30			6	95				
04:30		1	36			6	104				
04:45		4	21	13	118	7	105	23	421	36	539
05:00		2	40			9	93				
05:15		4	33			14	112				
05:30		0	44			23	102				
05:45		4	27	10	144	20	107	66	414	76	558
06:00		9	45			32	101				
06:15		8	36			28	90				
06:30		19	25			47	76				
06:45		25	39	61	145	56	70	163	337	224	482
07:00		24	16			55	68				
07:15		29	23			53	61				
07:30		22	25			71	51				
07:45		21	9	96	73	77	48	256	228	352	301
08:00		21	18			73	67				
08:15		32	8			77	50				
08:30		19	13			67	39				
08:45		24	16	96	55	76	58	293	214	389	269
09:00		31	4			93	55				
09:15		24	9			78	62				
09:30		30	11			79	63				
09:45		31	9	116	33	93	46	343	226	459	259
10:00		25	8			78	42				
10:15		37	5			75	50				
10:30		21	13			75	41				
10:45		42	10	125	36	95	41	323	174	448	210
11:00		29	5			52	40				
11:15		16	8			87	36				
11:30		19	5			64	24				
11:45		21	3	85	21	96	26	299	126	384	147
<b>Total</b>		<b>623</b>	<b>1039</b>			<b>1932</b>	<b>3517</b>			<b>2555</b>	<b>4556</b>
<b>Percent</b>		<b>37.5%</b>	<b>62.5%</b>			<b>35.5%</b>	<b>64.5%</b>			<b>35.9%</b>	<b>64.1%</b>

**Accurate Counts**  
978-664-2565

Location : Main Street  
 Location : East of Ames Street  
 City/State : Cambridge, MA  
 Counter : 13735

03860005  
 Site Code: 03860005

Start Time	17-May-12 Thu	WB		Hour Totals		EB		Hour Totals		Combined Totals	
		Morning	Afternoon	Morning	Afternoon	Morning	Afternoon	Morning	Afternoon	Morning	Afternoon
12:00		4	22			23	85				
12:15		1	16			21	83				
12:30		2	18			15	85				
12:45		1	21	8	77	17	79	76	332	84	409
01:00		3	20			11	84				
01:15		1	24			20	70				
01:30		1	23			9	75				
01:45		1	21	6	88	14	79	54	308	60	396
02:00		0	26			6	108				
02:15		1	40			9	82				
02:30		0	36			11	90				
02:45		0	22	1	124	4	87	30	367	31	491
03:00		0	17			2	101				
03:15		0	20			2	100				
03:30		2	29			5	91				
03:45		0	29	2	95	7	95	16	387	18	482
04:00		0	29			4	101				
04:15		1	26			4	104				
04:30		4	49			4	112				
04:45		0	27	5	131	8	116	20	433	25	564
05:00		2	27			7	110				
05:15		3	52			15	103				
05:30		3	34			23	108				
05:45		4	34	12	147	22	89	67	410	79	557
06:00		4	22			31	120				
06:15		3	14			26	94				
06:30		17	23			40	90				
06:45		17	28	41	87	33	81	130	385	171	472
07:00		10	36			68	68				
07:15		26	34			55	75				
07:30		28	28			62	66				
07:45		17	15	81	113	64	58	249	267	330	380
08:00		20	10			90	54				
08:15		17	14			76	67				
08:30		15	4			91	106				
08:45		10	1	62	29	85	112	342	339	404	368
09:00		26	1			76	81				
09:15		22	1			87	103				
09:30		19	2			93	96				
09:45		17	4	84	8	94	62	350	342	434	350
10:00		24	9			93	51				
10:15		32	10			66	47				
10:30		16	11			79	48				
10:45		9	10	81	40	73	43	311	189	392	229
11:00		15	6			74	44				
11:15		20	7			79	28				
11:30		30	6			93	40				
11:45		27	7	92	26	88	40	334	152	426	178
<b>Total</b>		<b>475</b>	<b>965</b>			<b>1979</b>	<b>3911</b>			<b>2454</b>	<b>4876</b>
<b>Percent</b>		<b>33.0%</b>	<b>67.0%</b>			<b>33.6%</b>	<b>66.4%</b>			<b>33.5%</b>	<b>66.5%</b>

# Accurate Counts

978-664-2565

Location : Main Street  
 Location : East of Ames Street  
 City/State : Cambridge, MA  
 Counter : 13735

03860005  
 Site Code: 03860005

Start Time	18-May-12 Fri	WB		Hour Totals		EB		Hour Totals		Combined Totals	
		Morning	Afternoon	Morning	Afternoon	Morning	Afternoon	Morning	Afternoon	Morning	Afternoon
12:00		3	11			38	70				
12:15		8	23			20	83				
12:30		6	20			34	94				
12:45		5	23	22	77	15	69	107	316	129	393
01:00		4	25			23	79				
01:15		1	27			25	92				
01:30		6	25			22	83				
01:45		2	26	13	103	15	72	85	326	98	429
02:00		0	25			25	92				
02:15		2	23			16	75				
02:30		2	19			14	79				
02:45		1	23	5	90	17	87	72	333	77	423
03:00		3	28			7	102				
03:15		1	19			7	87				
03:30		0	25			10	91				
03:45		1	29	5	101	5	110	29	390	34	491
04:00		3	15			13	95				
04:15		5	32			5	90				
04:30		0	32			7	107				
04:45		5	21	13	100	11	71	36	363	49	463
05:00		0	36			8	108				
05:15		3	32			12	105				
05:30		2	26			28	91				
05:45		4	22	9	116	28	78	76	382	85	498
06:00		12	24			45	92				
06:15		7	25			49	79				
06:30		19	21			42	63				
06:45		18	23	56	93	40	71	176	305	232	398
07:00		25	23			54	68				
07:15		5	18			63	78				
07:30		11	19			67	53				
07:45		17	22	58	82	81	68	265	267	323	349
08:00		17	15			72	58				
08:15		22	9			75	53				
08:30		26	13			71	56				
08:45		24	6	89	43	81	51	299	218	388	261
09:00		29	16			85	65				
09:15		21	10			72	61				
09:30		17	2			75	43				
09:45		22	8	89	36	74	46	306	215	395	251
10:00		18	6			69	42				
10:15		21	5			73	47				
10:30		14	7			73	41				
10:45		17	4	70	22	74	44	289	174	359	196
11:00		24	20			50	50				
11:15		30	2			83	36				
11:30		19	2			83	33				
11:45		26	11	99	35	96	30	312	149	411	184
<b>Total</b>		<b>528</b>	<b>898</b>			<b>2052</b>	<b>3438</b>			<b>2580</b>	<b>4336</b>
<b>Percent</b>		<b>37.0%</b>	<b>63.0%</b>			<b>37.4%</b>	<b>62.6%</b>			<b>37.3%</b>	<b>62.7%</b>
<b>Grand Total</b>		<b>2669</b>	<b>4778</b>			<b>9675</b>	<b>17575</b>			<b>12344</b>	<b>22353</b>
<b>Percent</b>		<b>35.8%</b>	<b>64.2%</b>			<b>35.5%</b>	<b>64.5%</b>			<b>35.6%</b>	<b>64.4%</b>
<b>ADT</b>		<b>ADT 6,347</b>				<b>AADT 6,347</b>					



**Accurate Counts**  
978-664-2565

Location : Main Street  
Location : East of Ames Street  
City/State : Cambridge, MA  
Counter : 13735

03860005  
Site Code: 03860005

Start Time	14-May-12		Tue		Wed		Thu		Fri		Sat		Sun		Week Average	
	WB	EB	WB	EB	WB	EB	WB	EB	WB	EB	WB	EB	WB	EB	WB	EB
12:00 AM	11	55	11	76	15	87	8	76	22	107	*	*	*	*	13	80
01:00	3	37	3	52	4	51	6	54	13	85	*	*	*	*	6	56
02:00	2	18	1	24	2	18	1	30	5	72	*	*	*	*	2	32
03:00	1	14	3	17	0	10	2	16	5	29	*	*	*	*	2	17
04:00	8	22	8	30	13	23	5	20	13	36	*	*	*	*	9	26
05:00	10	79	12	61	10	66	12	67	9	76	*	*	*	*	11	70
06:00	42	123	48	175	61	163	41	130	56	176	*	*	*	*	50	153
07:00	84	254	79	249	96	256	81	249	58	265	*	*	*	*	80	255
08:00	80	292	99	288	96	293	62	342	89	299	*	*	*	*	85	303
09:00	<b>88</b>	<b>326</b>	<b>122</b>	<b>363</b>	116	<b>343</b>	84	<b>350</b>	89	306	*	*	*	*	<b>100</b>	<b>338</b>
10:00	67	300	88	295	<b>125</b>	323	81	311	70	289	*	*	*	*	86	304
11:00	68	258	105	304	85	299	<b>92</b>	334	<b>99</b>	<b>312</b>	*	*	*	*	90	301
12:00 PM	65	262	87	328	93	311	77	332	77	316	*	*	*	*	80	310
01:00	81	283	129	343	112	303	88	308	103	326	*	*	*	*	103	313
02:00	72	336	82	326	112	388	124	367	90	333	*	*	*	*	96	350
03:00	103	360	125	<b>390</b>	97	375	95	387	101	<b>390</b>	*	*	*	*	104	380
04:00	93	400	<b>142</b>	366	118	<b>421</b>	131	<b>433</b>	100	363	*	*	*	*	117	397
05:00	105	<b>425</b>	137	378	144	414	<b>147</b>	410	<b>116</b>	382	*	*	*	*	<b>130</b>	<b>402</b>
06:00	<b>106</b>	350	135	345	<b>145</b>	337	87	385	93	305	*	*	*	*	113	344
07:00	65	256	85	251	73	228	113	267	82	267	*	*	*	*	84	254
08:00	42	200	55	226	55	214	29	339	43	218	*	*	*	*	45	239
09:00	34	197	36	213	33	226	8	342	36	215	*	*	*	*	29	239
10:00	24	117	30	159	36	174	40	189	22	174	*	*	*	*	30	163
11:00	20	99	23	99	21	126	26	152	35	149	*	*	*	*	25	125
Lane	1274	5063	1645	5358	1662	5449	1440	5890	1426	5490	0	0	0	0	1490	5451
Day	6337		7003		7111		7330		6916		0		0		6941	
AM Peak	09:00	09:00	09:00	09:00	10:00	09:00	11:00	09:00	11:00	11:00					09:00	09:00
Vol.	88	326	122	363	125	343	92	350	99	312					100	338
PM Peak	18:00	17:00	16:00	15:00	18:00	16:00	17:00	16:00	17:00	15:00					17:00	17:00
Vol.	106	425	142	390	145	421	147	433	116	390					130	402

Comb. Total                    6337                    7003                    7111                    7330                    6916                    0                    0                    6941

ADT                    ADT 6,347                    AADT 6,347

# **Manual Traffic Count Data**

**Accurate Counts**  
978-664-2565

N/S Street : Ins & Outs  
E/W Street : Binney Street  
City/State : Cambridge, MA  
Weather : Cloudy

File Name : 0386000A  
Site Code : 0386000A  
Start Date : 5/15/2012  
Page No : 1

**Groups Printed- Cars - Trucks**


Start Time	A1 From North		A2 From South		Exclu. Total	Inclu. Total	Int. Total
	Out	In	Out	In			
07:00 AM	5	59	2	0	66	0	66
07:15 AM	9	45	3	0	57	0	57
07:30 AM	2	44	1	0	47	0	47
07:45 AM	0	52	0	0	52	0	52
Total	16	200	6	0	222	0	222
08:00 AM	0	47	0	0	47	0	47
08:15 AM	0	53	1	0	54	0	54
08:30 AM	0	57	2	0	59	0	59
08:45 AM	0	62	0	0	62	0	62
Total	0	219	3	0	222	0	222
Grand Total	16	419	9	0	444	0	444
Apprch %							
Total %					100	0	
Cars					0	0	435
% Cars	100	98.6	66.7	0	0	0	98
Trucks					0	0	9
% Trucks	0	1.4	33.3	0	0	0	2

Start Time	From North	From East	From South	From West	Int. Total
	App. Total	App. Total	App. Total	App. Total	
Peak Hour Analysis From 07:00 AM to 08:45 AM - Peak 1 of 1					
Peak Hour for Entire Intersection Begins at 07:00 AM					
07:00 AM	0	0	0	0	0
07:15 AM	0	0	0	0	0
07:30 AM	0	0	0	0	0
07:45 AM	0	0	0	0	0
Total Volume	0	0	0	0	0
% App. Total					
PHF	.000	.000	.000	.000	.000
Cars	0	0	0	0	0
% Cars	0	0	0	0	0
Trucks	0	0	0	0	0
% Trucks	0	0	0	0	0

**Accurate Counts**  
978-664-2565

N/S Street : Ins & Outs  
E/W Street : Binney Street  
City/State : Cambridge, MA  
Weather : Cloudy

File Name : 0386000A  
Site Code : 0386000A  
Start Date : 5/15/2012  
Page No : 2



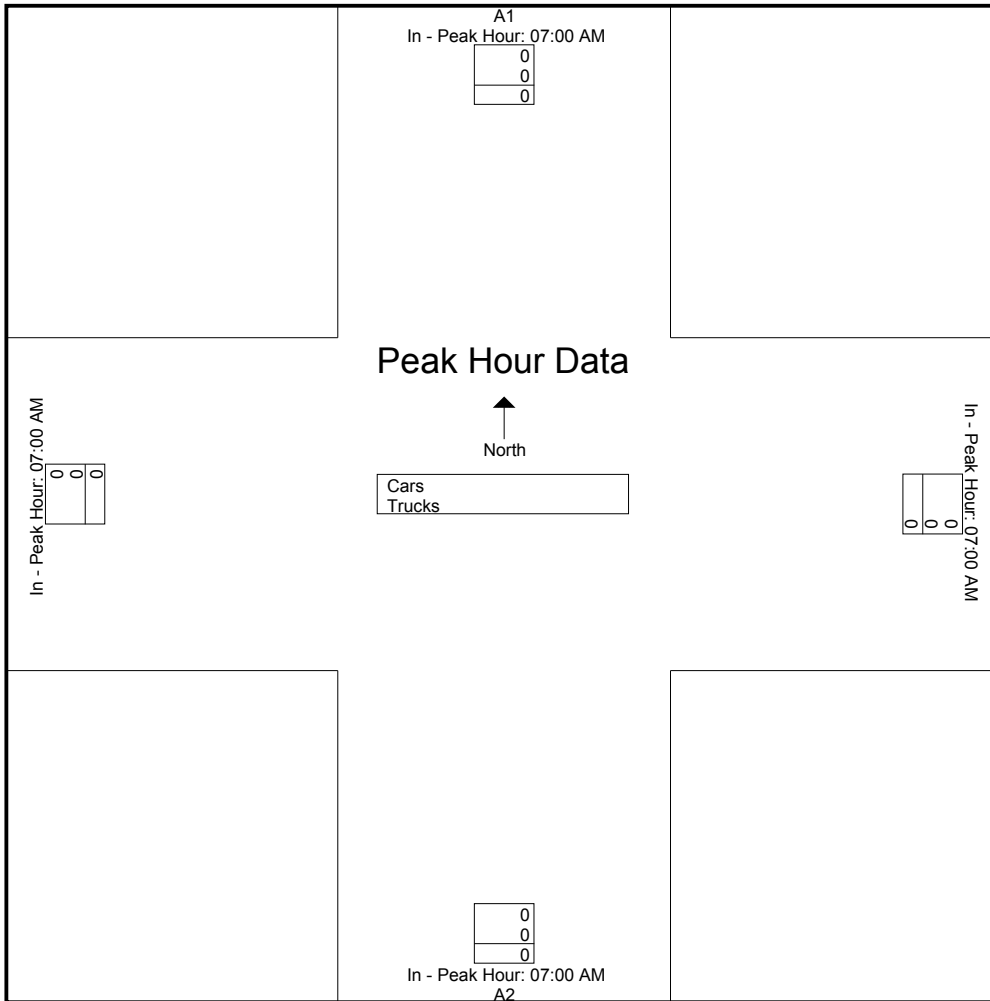
Peak Hour Analysis From 07:00 AM to 08:45 AM - Peak 1 of 1  
Peak Hour for Each Approach Begins at:

	07:00 AM	07:00 AM	07:00 AM	07:00 AM
+0 mins.	0	0	0	0
+15 mins.	0	0	0	0
+30 mins.	0	0	0	0
+45 mins.	0	0	0	0
Total Volume	0	0	0	0
% App. Total				
PHF	.000	.000	.000	.000
Cars	0	0	0	0
% Cars	0	0	0	0
Trucks	0	0	0	0
% Trucks	0	0	0	0

**Accurate Counts**  
978-664-2565

N/S Street : Ins & Outs  
E/W Street : Binney Street  
City/State : Cambridge, MA  
Weather : Cloudy

File Name : 0386000A  
Site Code : 0386000A  
Start Date : 5/15/2012  
Page No : 3



**Accurate Counts**  
978-664-2565

N/S Street : Ins & Outs  
E/W Street : Binney Street  
City/State : Cambridge, MA  
Weather : Cloudy

File Name : 0386000A  
Site Code : 0386000A  
Start Date : 5/15/2012  
Page No : 1

**Groups Printed- Cars**


Start Time	A1 From North		A2 From South		Exclu. Total	Inclu. Total	Int. Total
	Out	In	Out	In			
07:00 AM	5	57	2	0	64	0	64
07:15 AM	9	45	1	0	55	0	55
07:30 AM	2	44	0	0	46	0	46
07:45 AM	0	51	0	0	51	0	51
Total	16	197	3	0	216	0	216
08:00 AM	0	46	0	0	46	0	46
08:15 AM	0	53	1	0	54	0	54
08:30 AM	0	56	2	0	58	0	58
08:45 AM	0	61	0	0	61	0	61
Total	0	216	3	0	219	0	219
Grand Total	16	413	6	0	435	0	435
Apprch %							
Total %					100	0	

Start Time	From North	From East	From South	From West	Int. Total
	App. Total	App. Total	App. Total	App. Total	
Peak Hour Analysis From 07:00 AM to 08:45 AM - Peak 1 of 1					
Peak Hour for Entire Intersection Begins at 07:00 AM					
07:00 AM	0	0	0	0	0
07:15 AM	0	0	0	0	0
07:30 AM	0	0	0	0	0
07:45 AM	0	0	0	0	0
Total Volume	0	0	0	0	0
% App. Total					
PHF	.000	.000	.000	.000	.000

**Accurate Counts**  
978-664-2565

File Name : 0386000A  
Site Code : 0386000A  
Start Date : 5/15/2012  
Page No : 2

N/S Street : Ins & Outs  
E/W Street : Binney Street  
City/State : Cambridge, MA  
Weather : Cloudy



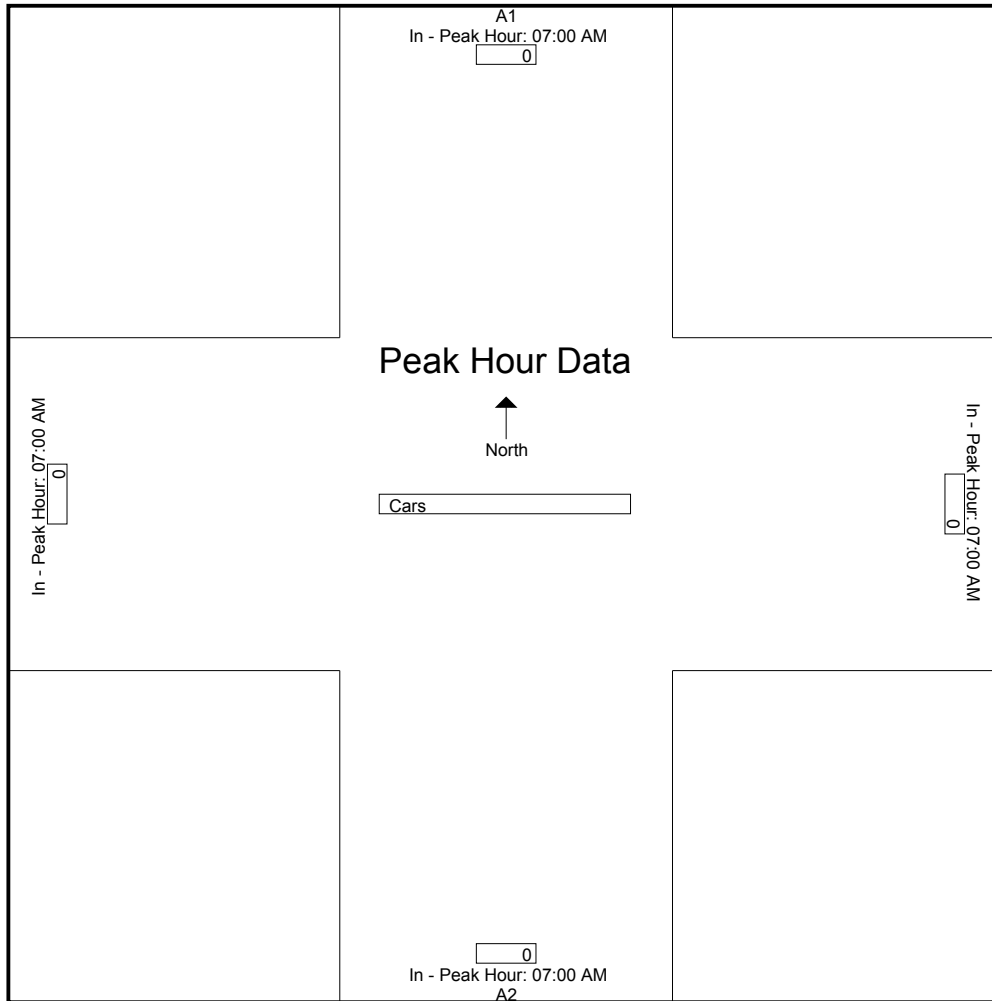
Peak Hour Analysis From 07:00 AM to 08:45 AM - Peak 1 of 1  
Peak Hour for Each Approach Begins at:

	07:00 AM	07:00 AM	07:00 AM	07:00 AM
+0 mins.	0	0	0	0
+15 mins.	0	0	0	0
+30 mins.	0	0	0	0
+45 mins.	0	0	0	0
Total Volume	0	0	0	0
% App. Total				
PHF	.000	.000	.000	.000

**Accurate Counts**  
978-664-2565

N/S Street : Ins & Outs  
E/W Street : Binney Street  
City/State : Cambridge, MA  
Weather : Cloudy

File Name : 0386000A  
Site Code : 0386000A  
Start Date : 5/15/2012  
Page No : 3





**Accurate Counts**  
978-664-2565

N/S Street : Ins & Outs  
E/W Street : Binney Street  
City/State : Cambridge, MA  
Weather : Cloudy

File Name : 0386000A  
Site Code : 0386000A  
Start Date : 5/15/2012  
Page No : 1

**Groups Printed- Trucks**


Start Time	A1 From North		A2 From South		Exclu. Total	Inclu. Total	Int. Total
	Out	In	Out	In			
07:00 AM	0	2	0	0	2	0	2
07:15 AM	0	0	2	0	2	0	2
07:30 AM	0	0	1	0	1	0	1
07:45 AM	0	1	0	0	1	0	1
<b>Total</b>	<b>0</b>	<b>3</b>	<b>3</b>	<b>0</b>	<b>6</b>	<b>0</b>	<b>6</b>
08:00 AM	0	1	0	0	1	0	1
08:15 AM	0	0	0	0	0	0	0
08:30 AM	0	1	0	0	1	0	1
08:45 AM	0	1	0	0	1	0	1
<b>Total</b>	<b>0</b>	<b>3</b>	<b>0</b>	<b>0</b>	<b>3</b>	<b>0</b>	<b>3</b>
<b>Grand Total</b>	<b>0</b>	<b>6</b>	<b>3</b>	<b>0</b>	<b>9</b>	<b>0</b>	<b>9</b>
Apprch %							
Total %					100	0	

Start Time	From North	From East	From South	From West	Int. Total
	App. Total	App. Total	App. Total	App. Total	
Peak Hour Analysis From 07:00 AM to 08:45 AM - Peak 1 of 1					
Peak Hour for Entire Intersection Begins at 07:00 AM					
07:00 AM	0	0	0	0	0
07:15 AM	0	0	0	0	0
07:30 AM	0	0	0	0	0
07:45 AM	0	0	0	0	0
<b>Total Volume</b>	<b>0</b>	<b>0</b>	<b>0</b>	<b>0</b>	<b>0</b>
<b>% App. Total</b>					
PHF	.000	.000	.000	.000	.000

**Accurate Counts**  
978-664-2565

N/S Street : Ins & Outs  
E/W Street : Binney Street  
City/State : Cambridge, MA  
Weather : Cloudy

File Name : 0386000A  
Site Code : 0386000A  
Start Date : 5/15/2012  
Page No : 2



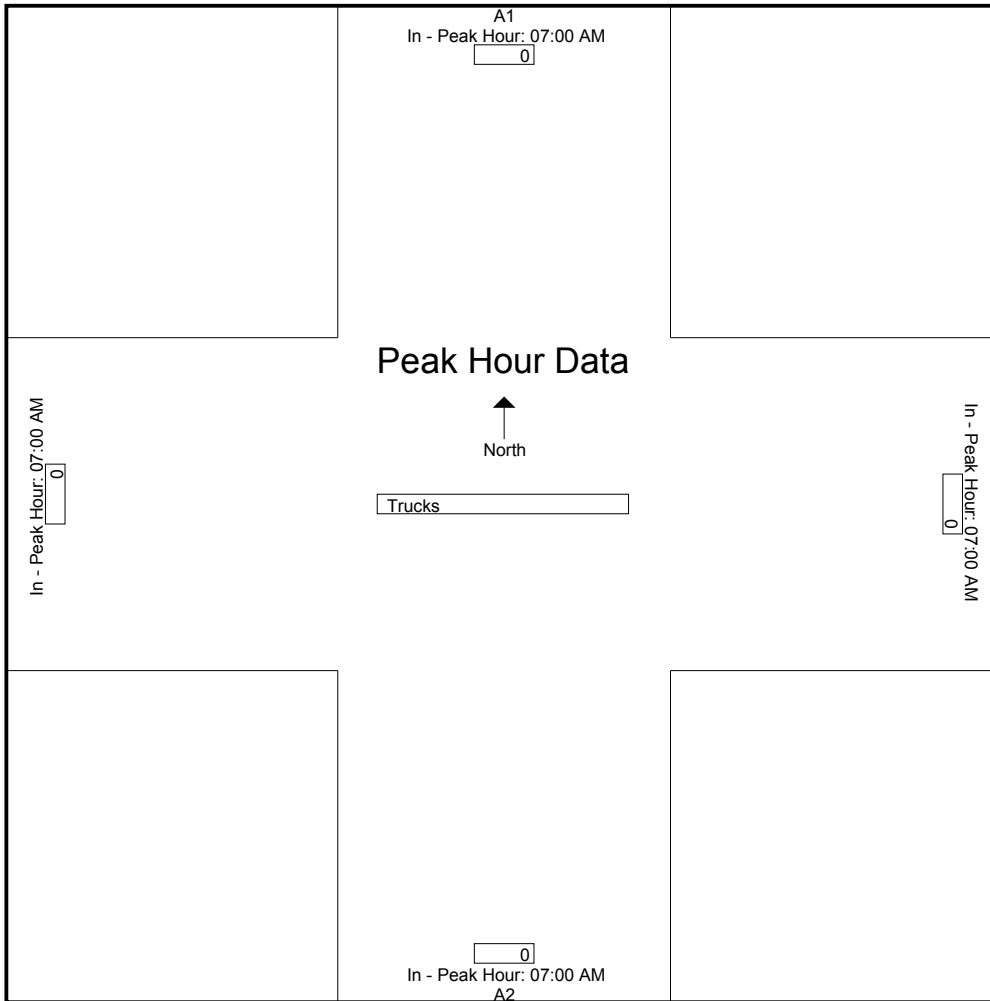
Peak Hour Analysis From 07:00 AM to 08:45 AM - Peak 1 of 1  
Peak Hour for Each Approach Begins at:

	07:00 AM	07:00 AM	07:00 AM	07:00 AM
+0 mins.	0	0	0	0
+15 mins.	0	0	0	0
+30 mins.	0	0	0	0
+45 mins.	0	0	0	0
Total Volume	0	0	0	0
% App. Total				
PHF	.000	.000	.000	.000

**Accurate Counts**  
978-664-2565

N/S Street : Ins & Outs  
E/W Street : Binney Street  
City/State : Cambridge, MA  
Weather : Cloudy

File Name : 0386000A  
Site Code : 0386000A  
Start Date : 5/15/2012  
Page No : 3



**Accurate Counts**  
978-664-2565

N/S Street : Ins & Outs  
E/W Street : Binney Street  
City/State : Cambridge, MA  
Weather : Cloudy

File Name : 0386000A  
Site Code : 0386000A  
Start Date : 5/15/2012  
Page No : 1

**Groups Printed- Cars - Trucks**

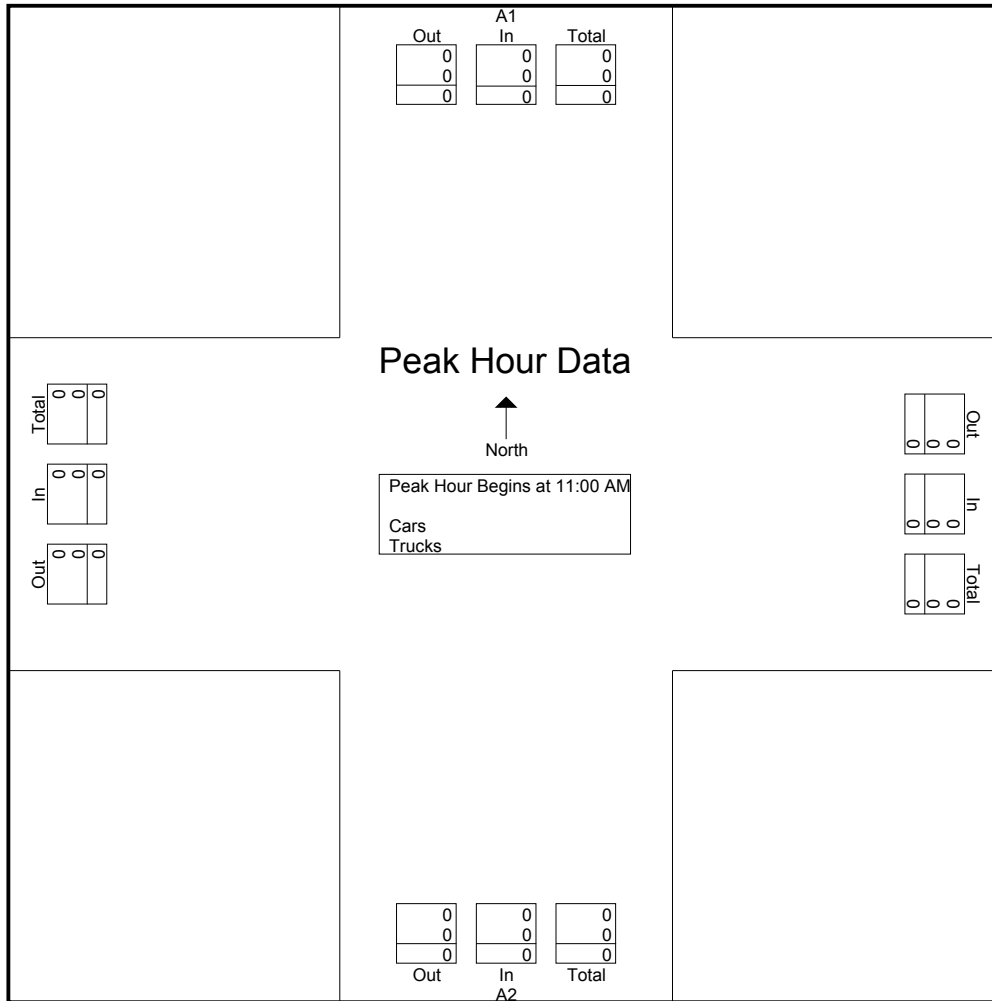
Start Time	A1 From North		A2 From South		Exclu. Total	Inclu. Total	Int. Total
	Out	In	Out	In			
11:00 AM	4	14	1	0	19	0	19
11:15 AM	2	5	1	0	8	0	8
11:30 AM	5	6	0	0	11	0	11
11:45 AM	1	5	1	0	7	0	7
Total	12	30	3	0	45	0	45
12:00 PM	3	13	0	1	17	0	17
12:15 PM	10	5	1	0	16	0	16
12:30 PM	1	10	1	0	12	0	12
12:45 PM	5	10	3	1	19	0	19
Total	19	38	5	2	64	0	64
Grand Total	31	68	8	2	109	0	109
Apprch %							
Total %					100	0	
Cars					0	0	100
% Cars	100	98.5	25	0	0	0	91.7
Trucks					0	0	9
% Trucks	0	1.5	75	100	0	0	8.3

Start Time	From North	From East	From South	From West	Int. Total
	App. Total	App. Total	App. Total	App. Total	
Peak Hour Analysis From 11:00 AM to 12:45 PM - Peak 1 of 1					
Peak Hour for Entire Intersection Begins at 11:00 AM					
11:00 AM	0	0	0	0	0
11:15 AM	0	0	0	0	0
11:30 AM	0	0	0	0	0
11:45 AM	0	0	0	0	0
Total Volume	0	0	0	0	0
% App. Total					
PHF	.000	.000	.000	.000	.000
Cars	0	0	0	0	0
% Cars	0	0	0	0	0
Trucks	0	0	0	0	0
% Trucks	0	0	0	0	0

**Accurate Counts**  
978-664-2565

N/S Street : Ins & Outs  
E/W Street : Binney Street  
City/State : Cambridge, MA  
Weather : Cloudy

File Name : 0386000A  
Site Code : 0386000A  
Start Date : 5/15/2012  
Page No : 2



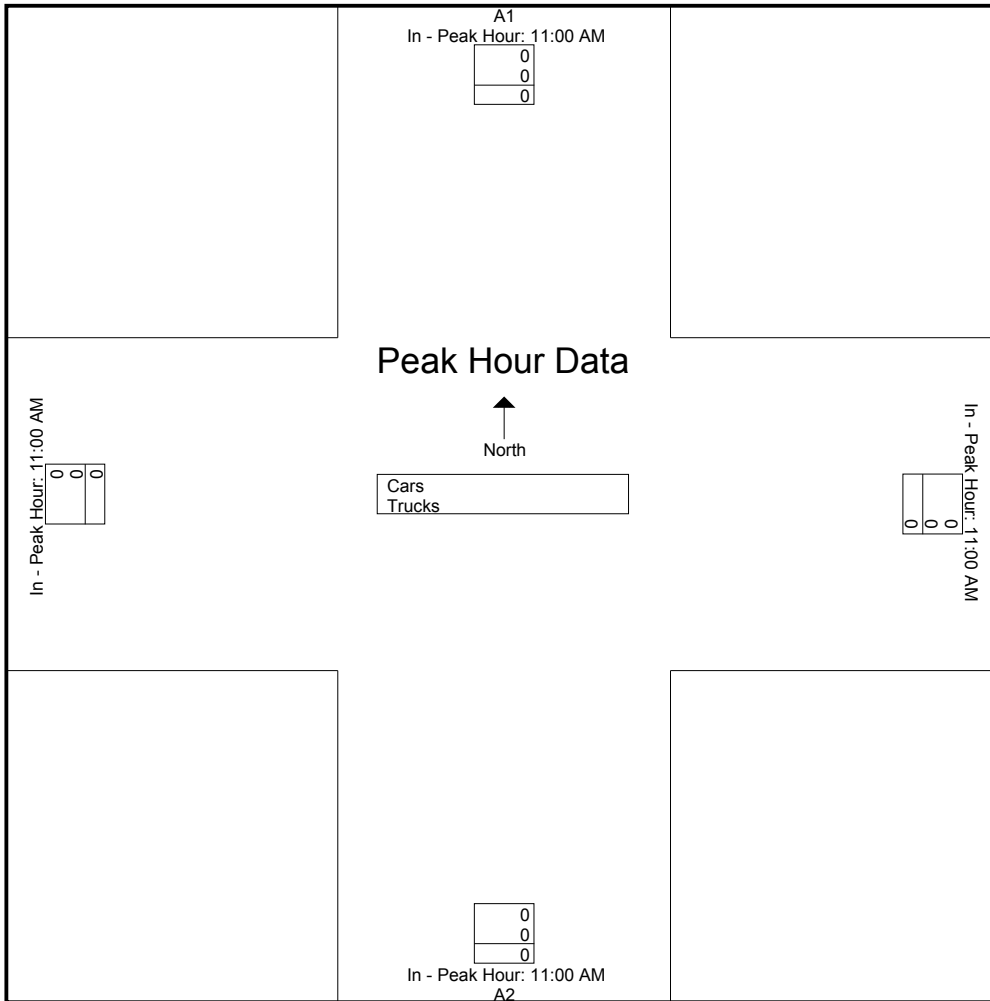
Peak Hour Analysis From 11:00 AM to 12:45 PM - Peak 1 of 1  
Peak Hour for Each Approach Begins at:

	11:00 AM	11:00 AM	11:00 AM	11:00 AM
+0 mins.	0	0	0	0
+15 mins.	0	0	0	0
+30 mins.	0	0	0	0
+45 mins.	0	0	0	0
Total Volume	0	0	0	0
% App. Total				
PHF	.000	.000	.000	.000
Cars	0	0	0	0
% Cars	0	0	0	0
Trucks	0	0	0	0
% Trucks	0	0	0	0

**Accurate Counts**  
978-664-2565

File Name : 0386000A  
Site Code : 0386000A  
Start Date : 5/15/2012  
Page No : 3

N/S Street : Ins & Outs  
E/W Street : Binney Street  
City/State : Cambridge, MA  
Weather : Cloudy



**Accurate Counts**  
978-664-2565

N/S Street : Ins & Outs  
E/W Street : Binney Street  
City/State : Cambridge, MA  
Weather : Cloudy

File Name : 0386000A  
Site Code : 0386000A  
Start Date : 5/15/2012  
Page No : 1

**Groups Printed- Cars**


Start Time	A1 From North		A2 From South		Exclu. Total	Inclu. Total	Int. Total
	Out	In	Out	In			
11:00 AM	4	14	1	0	19	0	19
11:15 AM	2	5	1	0	8	0	8
11:30 AM	5	6	0	0	11	0	11
11:45 AM	1	5	0	0	6	0	6
<b>Total</b>	<b>12</b>	<b>30</b>	<b>2</b>	<b>0</b>	<b>44</b>	<b>0</b>	<b>44</b>
12:00 PM	3	13	0	0	16	0	16
12:15 PM	10	5	0	0	15	0	15
12:30 PM	1	10	0	0	11	0	11
12:45 PM	5	9	0	0	14	0	14
<b>Total</b>	<b>19</b>	<b>37</b>	<b>0</b>	<b>0</b>	<b>56</b>	<b>0</b>	<b>56</b>
<b>Grand Total</b>	<b>31</b>	<b>67</b>	<b>2</b>	<b>0</b>	<b>100</b>	<b>0</b>	<b>100</b>
Apprch %							
Total %					100	0	

Start Time	From North	From East	From South	From West	Int. Total
	App. Total	App. Total	App. Total	App. Total	
Peak Hour Analysis From 11:00 AM to 12:45 PM - Peak 1 of 1					
Peak Hour for Entire Intersection Begins at 11:00 AM					
11:00 AM	0	0	0	0	0
11:15 AM	0	0	0	0	0
11:30 AM	0	0	0	0	0
11:45 AM	0	0	0	0	0
<b>Total Volume</b>	<b>0</b>	<b>0</b>	<b>0</b>	<b>0</b>	<b>0</b>
<b>% App. Total</b>					
PHF	.000	.000	.000	.000	.000

**Accurate Counts**  
978-664-2565

N/S Street : Ins & Outs  
E/W Street : Binney Street  
City/State : Cambridge, MA  
Weather : Cloudy

File Name : 0386000A  
Site Code : 0386000A  
Start Date : 5/15/2012  
Page No : 2



Peak Hour Analysis From 11:00 AM to 12:45 PM - Peak 1 of 1  
Peak Hour for Each Approach Begins at:

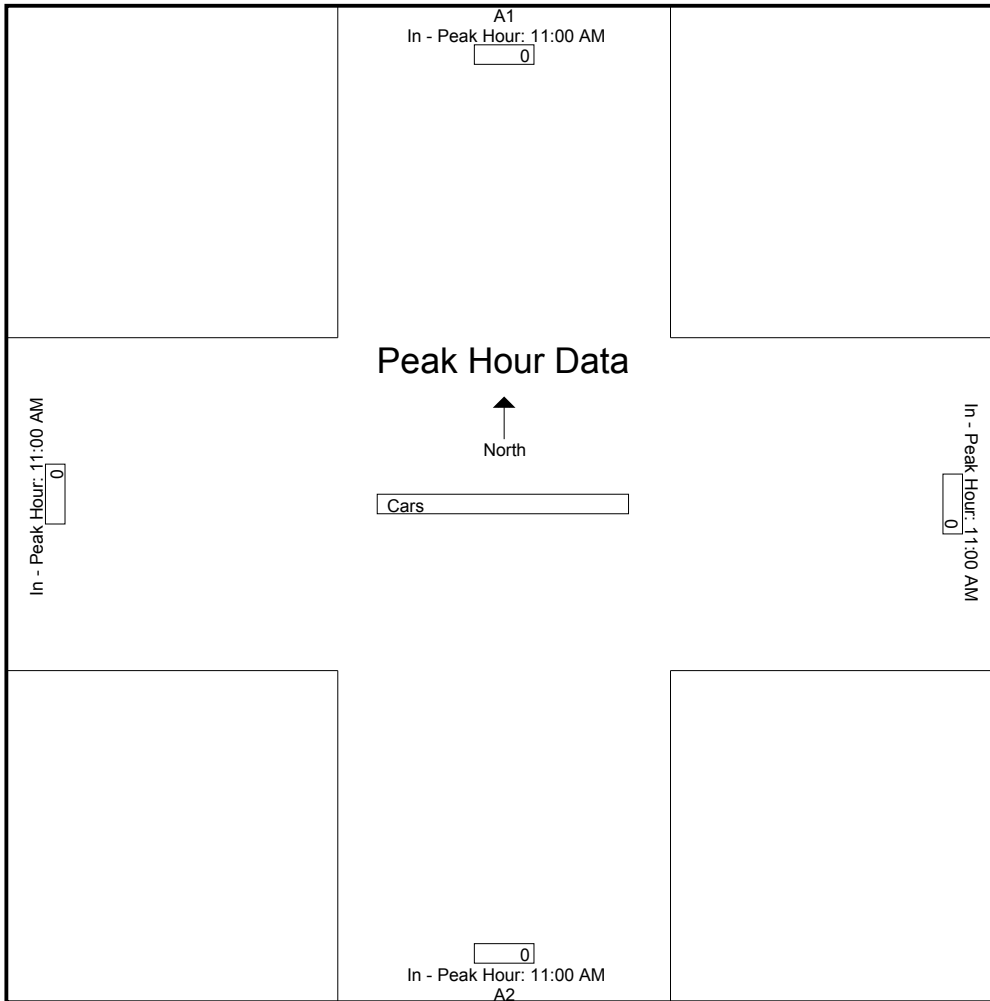
	11:00 AM	11:00 AM	11:00 AM	11:00 AM
+0 mins.	0	0	0	0
+15 mins.	0	0	0	0
+30 mins.	0	0	0	0
+45 mins.	0	0	0	0
Total Volume	0	0	0	0
% App. Total				
PHF	.000	.000	.000	.000



**Accurate Counts**  
978-664-2565

N/S Street : Ins & Outs  
E/W Street : Binney Street  
City/State : Cambridge, MA  
Weather : Cloudy

File Name : 0386000A  
Site Code : 0386000A  
Start Date : 5/15/2012  
Page No : 3



**Accurate Counts**  
978-664-2565

N/S Street : Ins & Outs  
E/W Street : Binney Street  
City/State : Cambridge, MA  
Weather : Cloudy

File Name : 0386000A  
Site Code : 0386000A  
Start Date : 5/15/2012  
Page No : 1

**Groups Printed- Trucks**


Start Time	A1 From North		A2 From South		Exclu. Total	Inclu. Total	Int. Total
	Out	In	Out	In			
11:00 AM	0	0	0	0	0	0	0
11:15 AM	0	0	0	0	0	0	0
11:30 AM	0	0	0	0	0	0	0
11:45 AM	0	0	1	0	1	0	1
Total	0	0	1	0	1	0	1
12:00 PM	0	0	0	1	1	0	1
12:15 PM	0	0	1	0	1	0	1
12:30 PM	0	0	1	0	1	0	1
12:45 PM	0	1	3	1	5	0	5
Total	0	1	5	2	8	0	8
Grand Total	0	1	6	2	9	0	9
Apprch %							
Total %					100	0	

Start Time	From North	From East	From South	From West	Int. Total
	App. Total	App. Total	App. Total	App. Total	
Peak Hour Analysis From 11:00 AM to 12:45 PM - Peak 1 of 1					
Peak Hour for Entire Intersection Begins at 11:00 AM					
11:00 AM	0	0	0	0	0
11:15 AM	0	0	0	0	0
11:30 AM	0	0	0	0	0
11:45 AM	0	0	0	0	0
Total Volume	0	0	0	0	0
% App. Total					
PHF	.000	.000	.000	.000	.000

**Accurate Counts**  
978-664-2565

N/S Street : Ins & Outs  
E/W Street : Binney Street  
City/State : Cambridge, MA  
Weather : Cloudy

File Name : 0386000A  
Site Code : 0386000A  
Start Date : 5/15/2012  
Page No : 2



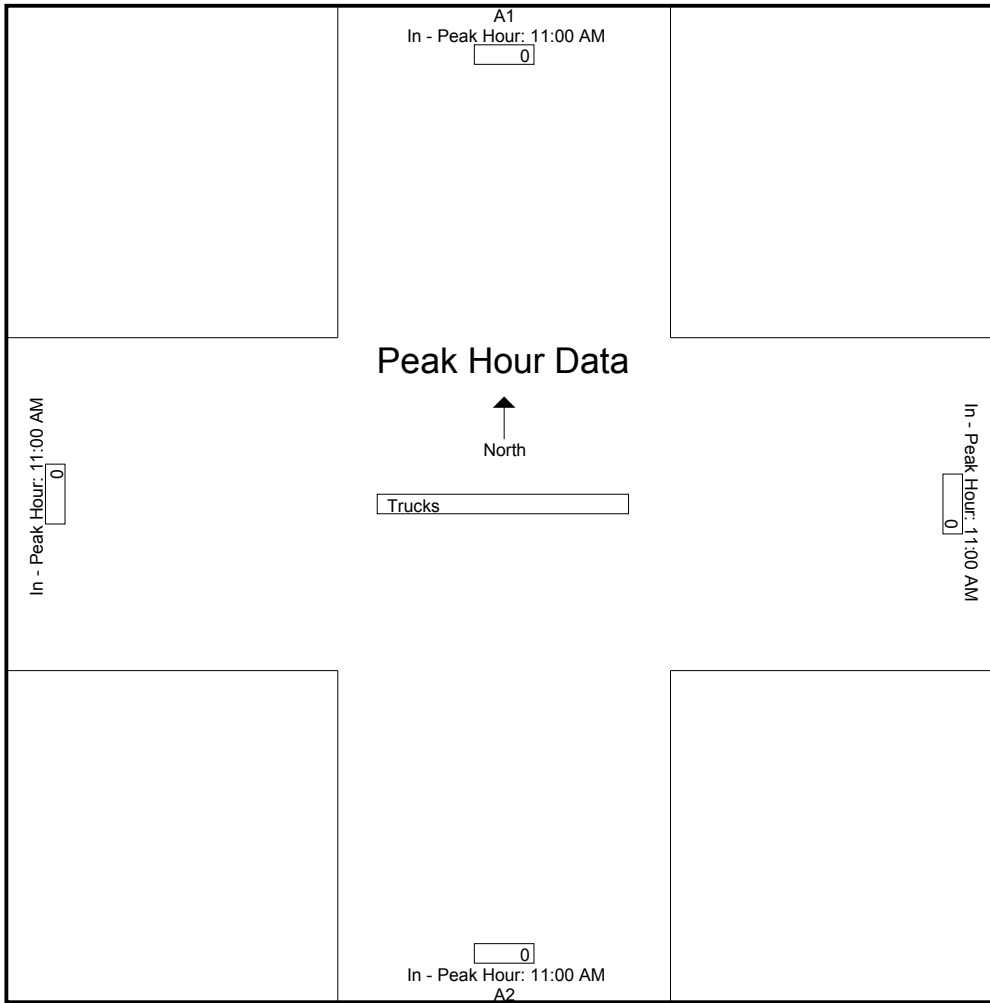
Peak Hour Analysis From 11:00 AM to 12:45 PM - Peak 1 of 1  
Peak Hour for Each Approach Begins at:

	11:00 AM	11:00 AM	11:00 AM	11:00 AM
+0 mins.	0	0	0	0
+15 mins.	0	0	0	0
+30 mins.	0	0	0	0
+45 mins.	0	0	0	0
Total Volume	0	0	0	0
% App. Total				
PHF	.000	.000	.000	.000

**Accurate Counts**  
978-664-2565

N/S Street : Ins & Outs  
E/W Street : Binney Street  
City/State : Cambridge, MA  
Weather : Cloudy

File Name : 0386000A  
Site Code : 0386000A  
Start Date : 5/15/2012  
Page No : 3



**Accurate Counts**  
978-664-2565

N/S Street : Ins & Outs  
E/W Street : Binney Street  
City/State : Cambridge, MA  
Weather : Cloudy

File Name : 0386000A  
Site Code : 0386000A  
Start Date : 5/15/2012  
Page No : 1

**Groups Printed- Cars - Trucks**

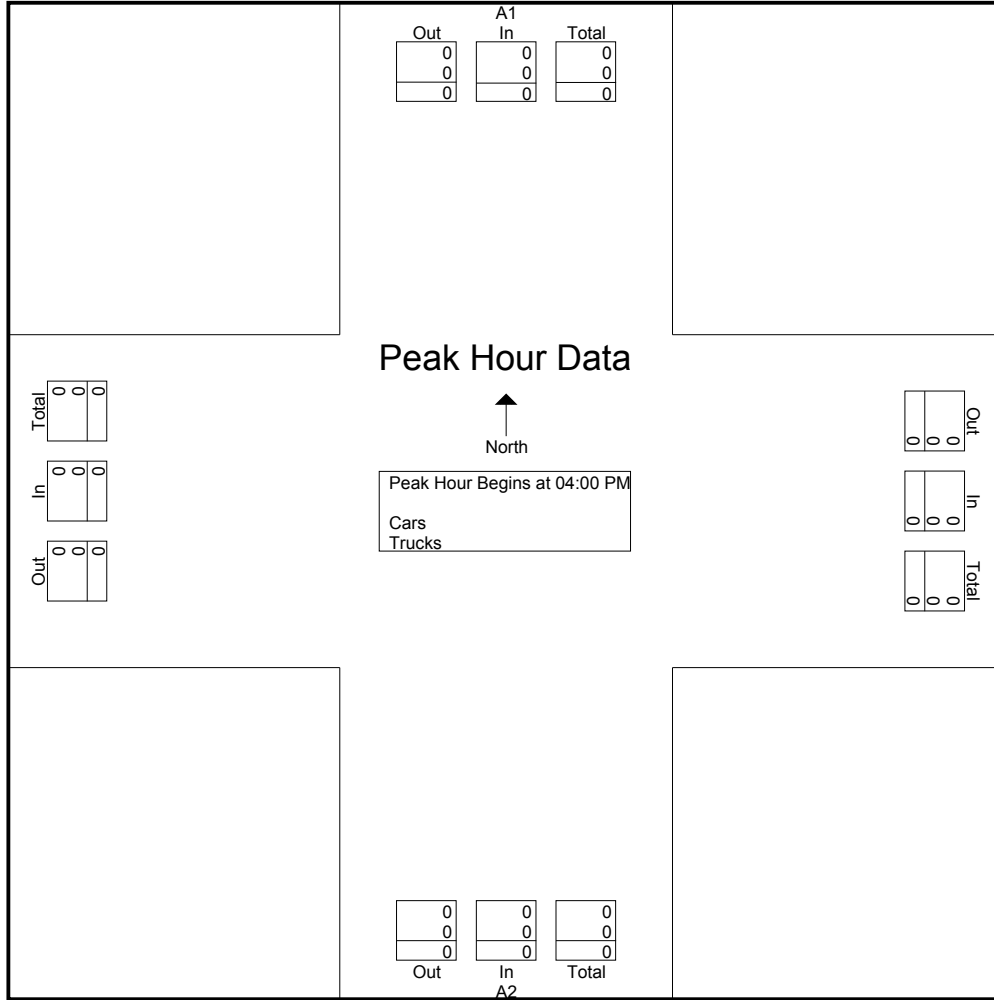
Start Time	A1 From North		A2 From South		Exclu. Total	Inclu. Total	Int. Total
	Out	In	Out	In			
04:00 PM	26	6	2	0	34	0	34
04:15 PM	40	6	0	0	46	0	46
04:30 PM	46	4	0	1	51	0	51
04:45 PM	41	2	0	0	43	0	43
Total	153	18	2	1	174	0	174
05:00 PM	42	11	3	0	56	0	56
05:15 PM	28	9	1	1	39	0	39
05:30 PM	27	8	1	0	36	0	36
05:45 PM	21	5	2	0	28	0	28
Total	118	33	7	1	159	0	159
Grand Total	271	51	9	2	333	0	333
Apprch %							
Total %					100	0	
Cars					0	0	329
% Cars	100	100	66.7	50	0	0	98.8
Trucks					0	0	4
% Trucks	0	0	33.3	50	0	0	1.2

Start Time	From North	From East	From South	From West	Int. Total
	App. Total	App. Total	App. Total	App. Total	
Peak Hour Analysis From 04:00 PM to 05:45 PM - Peak 1 of 1					
Peak Hour for Entire Intersection Begins at 04:00 PM					
04:00 PM	0	0	0	0	0
04:15 PM	0	0	0	0	0
04:30 PM	0	0	0	0	0
04:45 PM	0	0	0	0	0
Total Volume	0	0	0	0	0
% App. Total					
PHF	.000	.000	.000	.000	.000
Cars	0	0	0	0	0
% Cars	0	0	0	0	0
Trucks	0	0	0	0	0
% Trucks	0	0	0	0	0

**Accurate Counts**  
978-664-2565

N/S Street : Ins & Outs  
E/W Street : Binney Street  
City/State : Cambridge, MA  
Weather : Cloudy

File Name : 0386000A  
Site Code : 0386000A  
Start Date : 5/15/2012  
Page No : 2



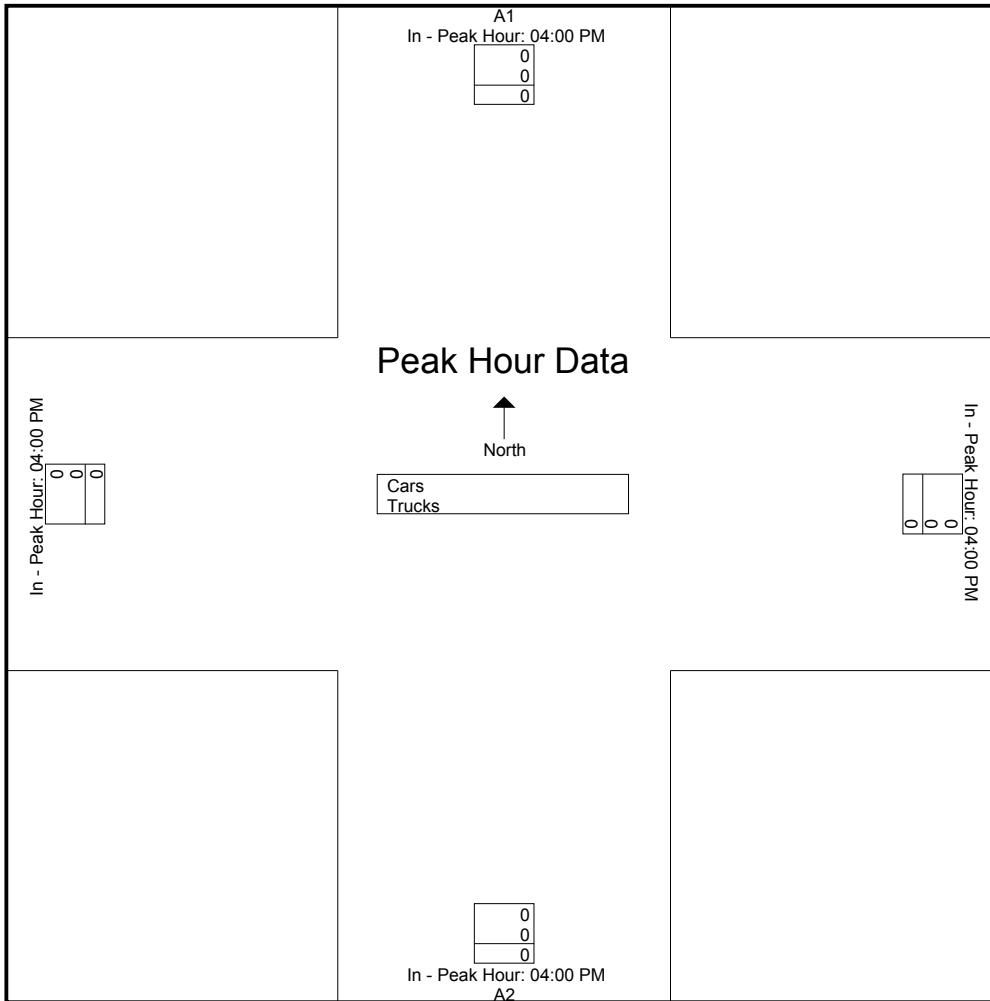
Peak Hour Analysis From 04:00 PM to 05:45 PM - Peak 1 of 1  
Peak Hour for Each Approach Begins at:

	04:00 PM	04:00 PM	04:00 PM	04:00 PM
+0 mins.	0	0	0	0
+15 mins.	0	0	0	0
+30 mins.	0	0	0	0
+45 mins.	0	0	0	0
Total Volume	0	0	0	0
% App. Total				
PHF	.000	.000	.000	.000
Cars	0	0	0	0
% Cars	0	0	0	0
Trucks	0	0	0	0
% Trucks	0	0	0	0

**Accurate Counts**  
978-664-2565

N/S Street : Ins & Outs  
E/W Street : Binney Street  
City/State : Cambridge, MA  
Weather : Cloudy

File Name : 0386000A  
Site Code : 0386000A  
Start Date : 5/15/2012  
Page No : 3



**Accurate Counts**  
978-664-2565

N/S Street : Ins & Outs  
E/W Street : Binney Street  
City/State : Cambridge, MA  
Weather : Cloudy

File Name : 0386000A  
Site Code : 0386000A  
Start Date : 5/15/2012  
Page No : 1

**Groups Printed- Cars**

Start Time	A1 From North		A2 From South		Exclu. Total	Inclu. Total	Int. Total
	Out	In	Out	In			
04:00 PM	26	6	1	0	33	0	33
04:15 PM	40	6	0	0	46	0	46
04:30 PM	46	4	0	1	51	0	51
04:45 PM	41	2	0	0	43	0	43
Total	153	18	1	1	173	0	173
05:00 PM	42	11	3	0	56	0	56
05:15 PM	28	9	0	0	37	0	37
05:30 PM	27	8	0	0	35	0	35
05:45 PM	21	5	2	0	28	0	28
Total	118	33	5	0	156	0	156
Grand Total	271	51	6	1	329	0	329
Apprch %							
Total %					100	0	


Start Time	From North	From East	From South	From West	Int. Total
	App. Total	App. Total	App. Total	App. Total	
Peak Hour Analysis From 04:00 PM to 05:45 PM - Peak 1 of 1					
Peak Hour for Entire Intersection Begins at 04:00 PM					
04:00 PM	0	0	0	0	0
04:15 PM	0	0	0	0	0
04:30 PM	0	0	0	0	0
04:45 PM	0	0	0	0	0
Total Volume	0	0	0	0	0
% App. Total					
PHF	.000	.000	.000	.000	.000



**Accurate Counts**  
978-664-2565

N/S Street : Ins & Outs  
E/W Street : Binney Street  
City/State : Cambridge, MA  
Weather : Cloudy

File Name : 0386000A  
Site Code : 0386000A  
Start Date : 5/15/2012  
Page No : 2



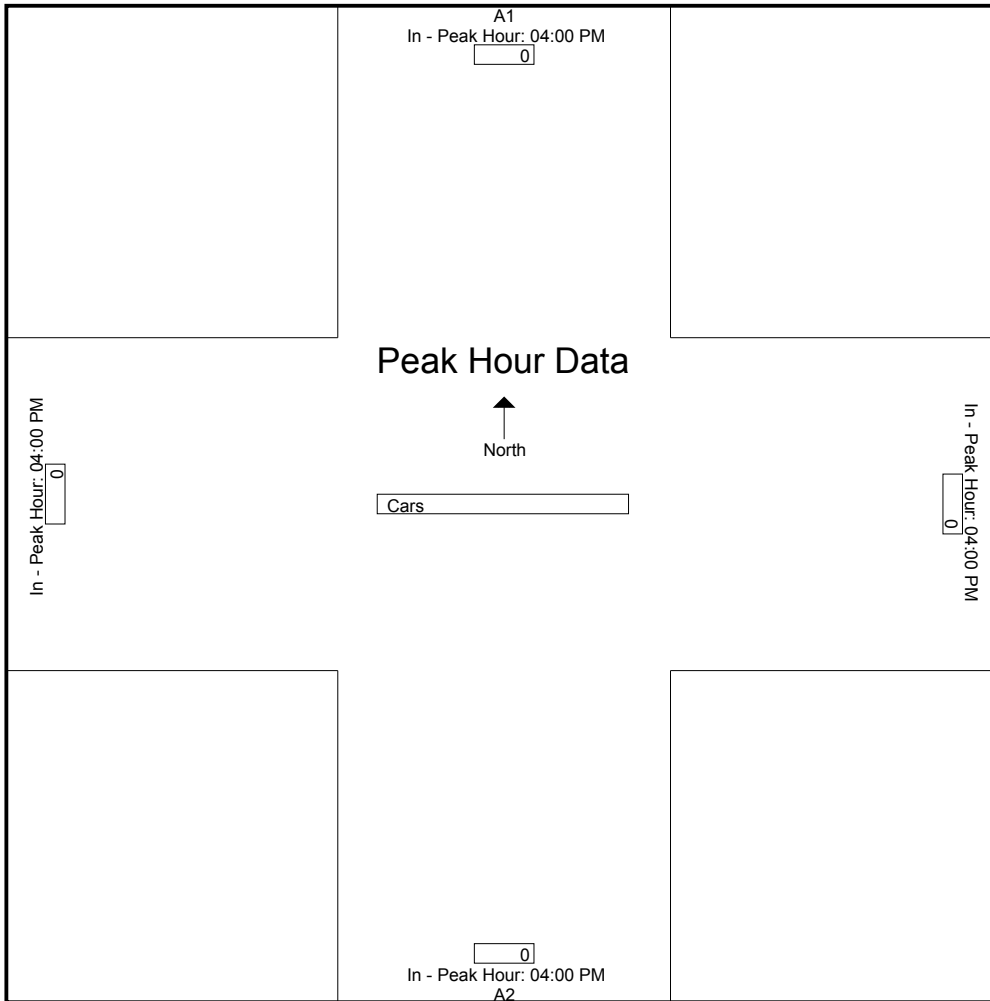
Peak Hour Analysis From 04:00 PM to 05:45 PM - Peak 1 of 1  
Peak Hour for Each Approach Begins at:

	04:00 PM	04:00 PM	04:00 PM	04:00 PM
+0 mins.	0	0	0	0
+15 mins.	0	0	0	0
+30 mins.	0	0	0	0
+45 mins.	0	0	0	0
Total Volume	0	0	0	0
% App. Total				
PHF	.000	.000	.000	.000

**Accurate Counts**  
978-664-2565

N/S Street : Ins & Outs  
E/W Street : Binney Street  
City/State : Cambridge, MA  
Weather : Cloudy

File Name : 0386000A  
Site Code : 0386000A  
Start Date : 5/15/2012  
Page No : 3



**Accurate Counts**  
978-664-2565

N/S Street : Ins & Outs  
E/W Street : Binney Street  
City/State : Cambridge, MA  
Weather : Cloudy

File Name : 0386000A  
Site Code : 0386000A  
Start Date : 5/15/2012  
Page No : 1

**Groups Printed- Trucks**


Start Time	A1 From North		A2 From South		Exclu. Total	Inclu. Total	Int. Total
	Out	In	Out	In			
04:00 PM	0	0	1	0	1	0	1
04:15 PM	0	0	0	0	0	0	0
04:30 PM	0	0	0	0	0	0	0
04:45 PM	0	0	0	0	0	0	0
Total	0	0	1	0	1	0	1
05:00 PM	0	0	0	0	0	0	0
05:15 PM	0	0	1	1	2	0	2
05:30 PM	0	0	1	0	1	0	1
05:45 PM	0	0	0	0	0	0	0
Total	0	0	2	1	3	0	3
Grand Total	0	0	3	1	4	0	4
Apprch %							
Total %					100	0	

Start Time	From North	From East	From South	From West	Int. Total
	App. Total	App. Total	App. Total	App. Total	
Peak Hour Analysis From 04:00 PM to 05:45 PM - Peak 1 of 1					
Peak Hour for Entire Intersection Begins at 04:00 PM					
04:00 PM	0	0	0	0	0
04:15 PM	0	0	0	0	0
04:30 PM	0	0	0	0	0
04:45 PM	0	0	0	0	0
Total Volume	0	0	0	0	0
% App. Total					
PHF	.000	.000	.000	.000	.000

**Accurate Counts**  
978-664-2565

N/S Street : Ins & Outs  
E/W Street : Binney Street  
City/State : Cambridge, MA  
Weather : Cloudy

File Name : 0386000A  
Site Code : 0386000A  
Start Date : 5/15/2012  
Page No : 2



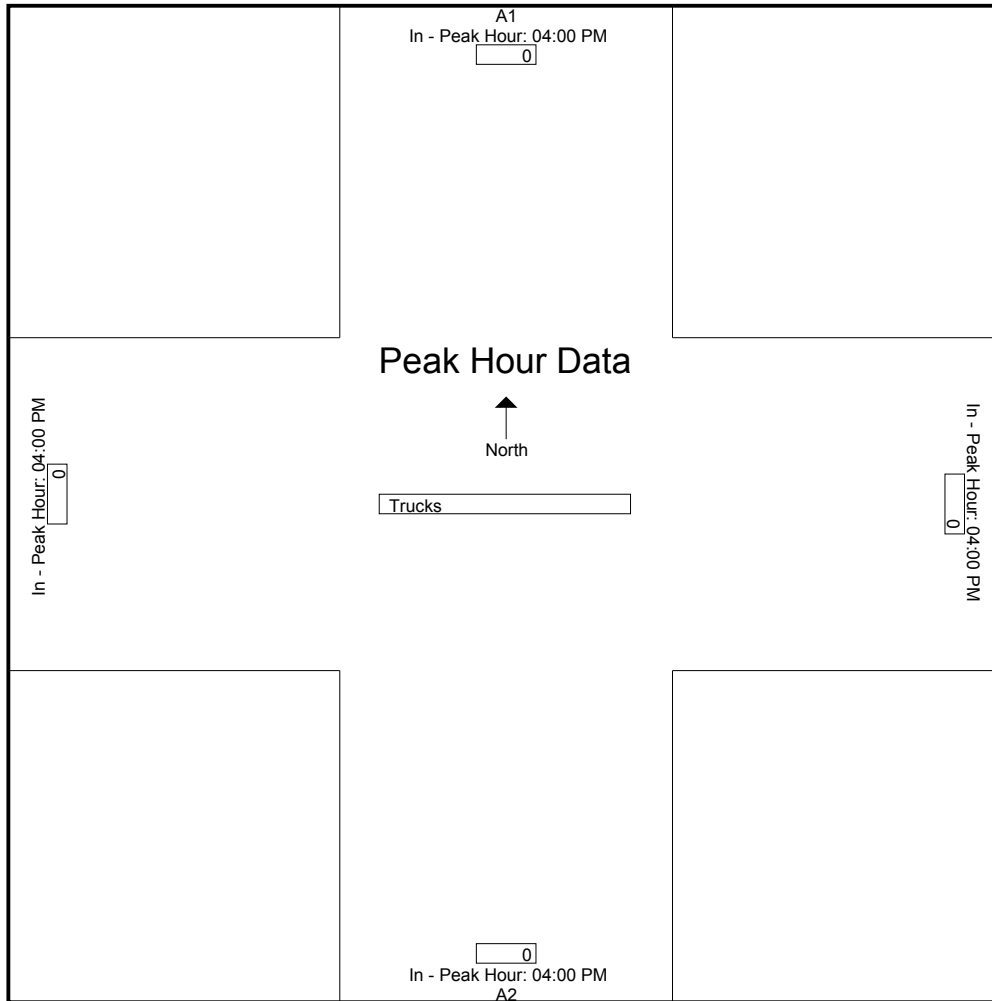
Peak Hour Analysis From 04:00 PM to 05:45 PM - Peak 1 of 1  
Peak Hour for Each Approach Begins at:

	04:00 PM	04:00 PM	04:00 PM	04:00 PM
+0 mins.	0	0	0	0
+15 mins.	0	0	0	0
+30 mins.	0	0	0	0
+45 mins.	0	0	0	0
Total Volume	0	0	0	0
% App. Total				
PHF	.000	.000	.000	.000

**Accurate Counts**  
978-664-2565

N/S Street : Ins & Outs  
E/W Street : Binney Street  
City/State : Cambridge, MA  
Weather : Cloudy

File Name : 0386000A  
Site Code : 0386000A  
Start Date : 5/15/2012  
Page No : 3



**Accurate Counts**  
978-664-2565

N/S Street : Ins & Outs  
E/W Street : Galileo Galilei Way  
City/State : Cambridge, MA  
Weather : Cloudy

File Name : 0386000B  
Site Code : 0386000B  
Start Date : 5/15/2012  
Page No : 1

**Groups Printed- Cars - Trucks**


Start Time	B2 From North		B1 From South		Exclu. Total	Inclu. Total	Int. Total
	Out	In	Out	In			
07:00 AM	0	0	7	4	11	0	11
07:15 AM	1	1	4	6	12	0	12
07:30 AM	0	0	8	8	16	0	16
07:45 AM	1	2	2	13	18	0	18
<b>Total</b>	<b>2</b>	<b>3</b>	<b>21</b>	<b>31</b>	<b>57</b>	<b>0</b>	<b>57</b>
08:00 AM	2	2	2	9	15	0	15
08:15 AM	1	3	5	9	18	0	18
08:30 AM	2	5	7	20	34	0	34
08:45 AM	1	4	4	12	21	0	21
<b>Total</b>	<b>6</b>	<b>14</b>	<b>18</b>	<b>50</b>	<b>88</b>	<b>0</b>	<b>88</b>
<b>Grand Total</b>	<b>8</b>	<b>17</b>	<b>39</b>	<b>81</b>	<b>145</b>	<b>0</b>	<b>145</b>
Apprch %							
Total %					100	0	
Cars					0	0	132
% Cars	100	94.1	82.1	93.8	0	0	91
Trucks					0	0	13
% Trucks	0	5.9	17.9	6.2	0	0	9

Start Time	From North	From East	From South	From West	Int. Total
	App. Total	App. Total	App. Total	App. Total	
Peak Hour Analysis From 07:00 AM to 08:45 AM - Peak 1 of 1					
Peak Hour for Entire Intersection Begins at 07:00 AM					
07:00 AM	0	0	0	0	0
07:15 AM	0	0	0	0	0
07:30 AM	0	0	0	0	0
07:45 AM	0	0	0	0	0
<b>Total Volume</b>	<b>0</b>	<b>0</b>	<b>0</b>	<b>0</b>	<b>0</b>
% App. Total					
PHF	.000	.000	.000	.000	.000
Cars	0	0	0	0	0
% Cars	0	0	0	0	0
Trucks	0	0	0	0	0
% Trucks	0	0	0	0	0

**Accurate Counts**  
978-664-2565

N/S Street : Ins & Outs  
E/W Street : Galileo Galilei Way  
City/State : Cambridge, MA  
Weather : Cloudy

File Name : 0386000B  
Site Code : 0386000B  
Start Date : 5/15/2012  
Page No : 2



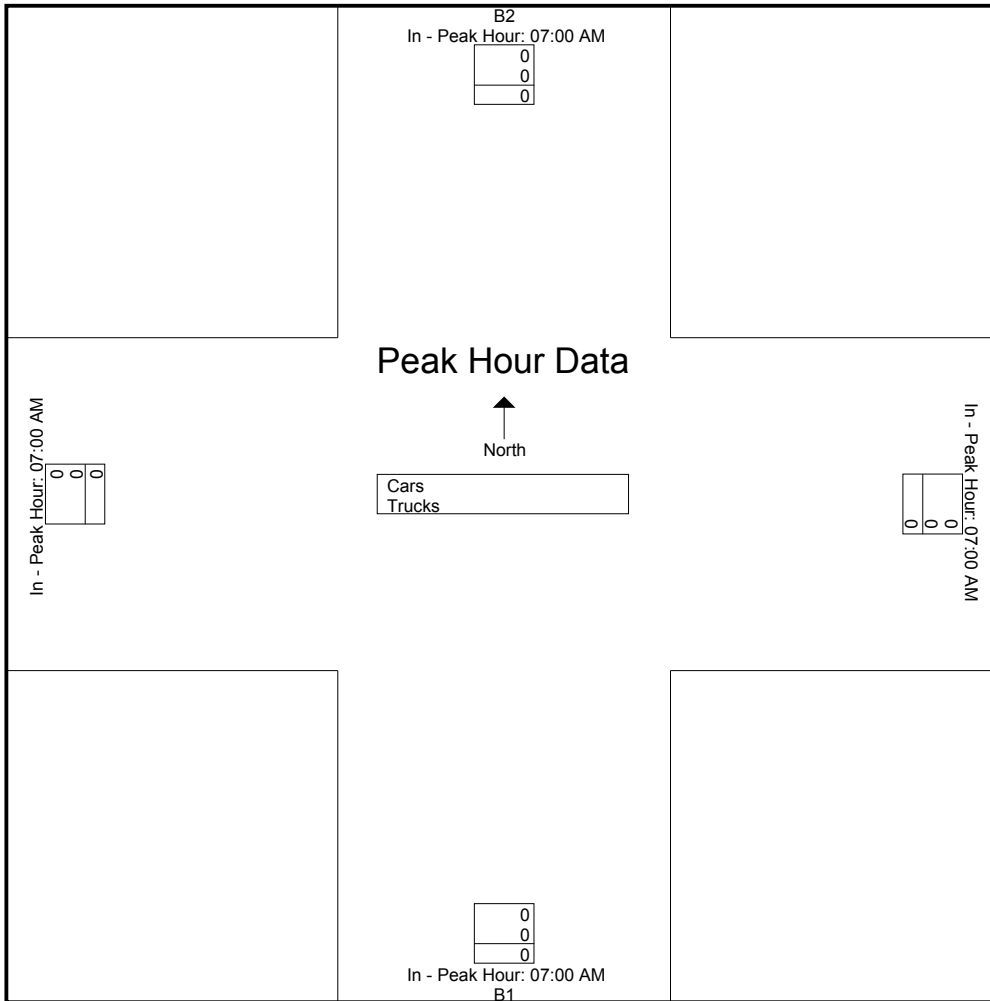
Peak Hour Analysis From 07:00 AM to 08:45 AM - Peak 1 of 1  
Peak Hour for Each Approach Begins at:

	07:00 AM	07:00 AM	07:00 AM	07:00 AM
+0 mins.	0	0	0	0
+15 mins.	0	0	0	0
+30 mins.	0	0	0	0
+45 mins.	0	0	0	0
Total Volume	0	0	0	0
% App. Total				
PHF	.000	.000	.000	.000
Cars	0	0	0	0
% Cars	0	0	0	0
Trucks	0	0	0	0
% Trucks	0	0	0	0

**Accurate Counts**  
978-664-2565

N/S Street : Ins & Outs  
E/W Street : Galileo Galilei Way  
City/State : Cambridge, MA  
Weather : Cloudy

File Name : 0386000B  
Site Code : 0386000B  
Start Date : 5/15/2012  
Page No : 3





**Accurate Counts**  
978-664-2565

N/S Street : Ins & Outs  
E/W Street : Galileo Galilei Way  
City/State : Cambridge, MA  
Weather : Cloudy

File Name : 0386000B  
Site Code : 0386000B  
Start Date : 5/15/2012  
Page No : 1

**Groups Printed- Cars**

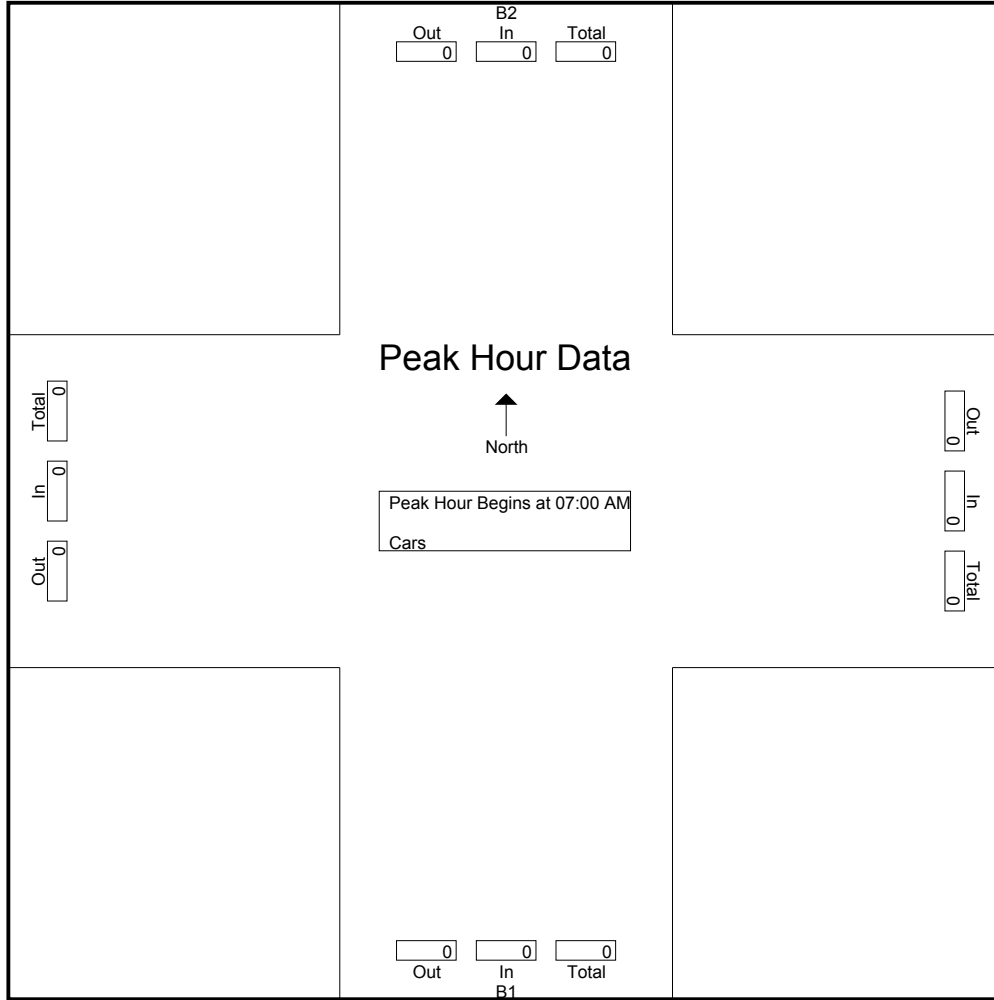
Start Time	B2 From North		B1 From South		Exclu. Total	Inclu. Total	Int. Total
	Out	In	Out	In			
07:00 AM	0	0	5	3	8	0	8
07:15 AM	1	1	4	5	11	0	11
07:30 AM	0	0	6	8	14	0	14
07:45 AM	1	2	2	12	17	0	17
Total	2	3	17	28	50	0	50
08:00 AM	2	2	1	9	14	0	14
08:15 AM	1	3	4	8	16	0	16
08:30 AM	2	5	6	20	33	0	33
08:45 AM	1	3	4	11	19	0	19
Total	6	13	15	48	82	0	82
Grand Total	8	16	32	76	132	0	132
Apprch %							
Total %					100	0	

Start Time	From North	From East	From South	From West	Int. Total
	App. Total	App. Total	App. Total	App. Total	
Peak Hour Analysis From 07:00 AM to 08:45 AM - Peak 1 of 1					
Peak Hour for Entire Intersection Begins at 07:00 AM					
07:00 AM	0	0	0	0	0
07:15 AM	0	0	0	0	0
07:30 AM	0	0	0	0	0
07:45 AM	0	0	0	0	0
Total Volume	0	0	0	0	0
% App. Total					
PHF	.000	.000	.000	.000	.000

**Accurate Counts**  
978-664-2565

N/S Street : Ins & Outs  
E/W Street : Galileo Galilei Way  
City/State : Cambridge, MA  
Weather : Cloudy

File Name : 0386000B  
Site Code : 0386000B  
Start Date : 5/15/2012  
Page No : 2



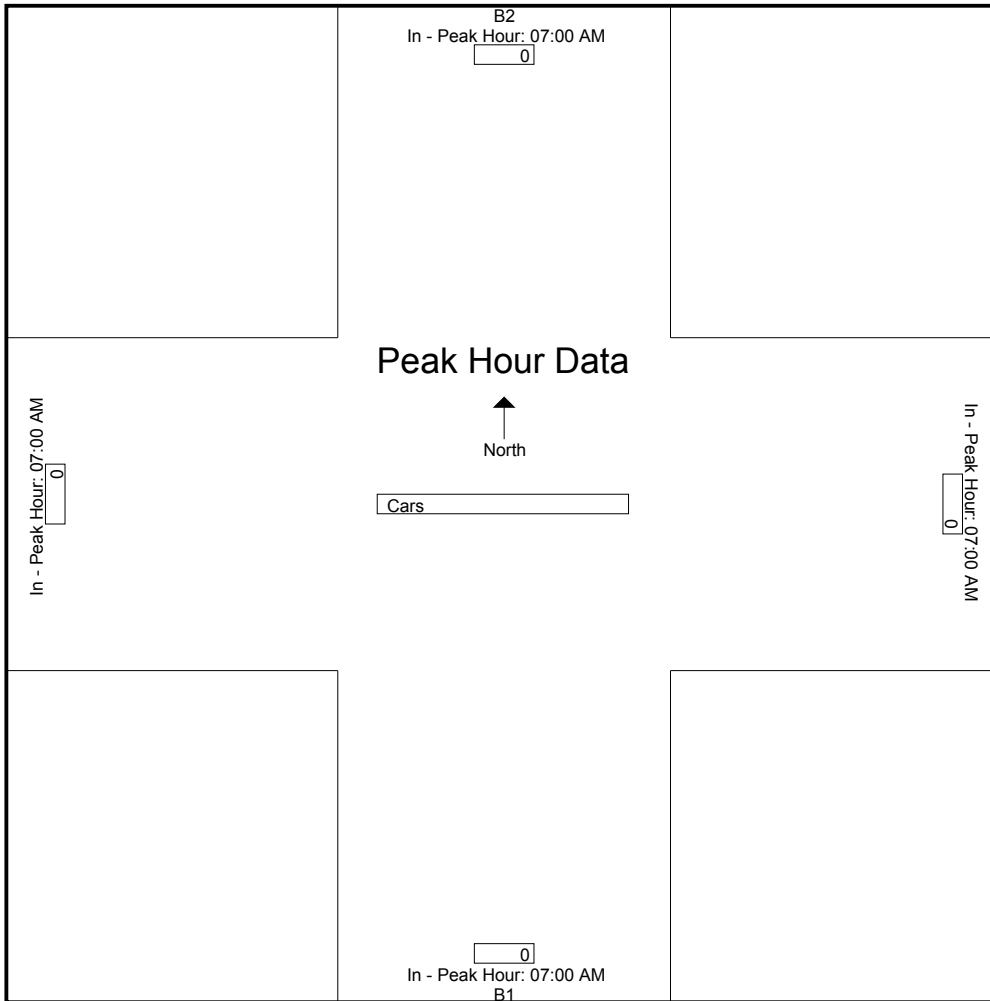
Peak Hour Analysis From 07:00 AM to 08:45 AM - Peak 1 of 1  
Peak Hour for Each Approach Begins at:

	07:00 AM	07:00 AM	07:00 AM	07:00 AM
+0 mins.	0	0	0	0
+15 mins.	0	0	0	0
+30 mins.	0	0	0	0
+45 mins.	0	0	0	0
Total Volume	0	0	0	0
% App. Total				
PHF	.000	.000	.000	.000

**Accurate Counts**  
978-664-2565

N/S Street : Ins & Outs  
E/W Street : Galileo Galilei Way  
City/State : Cambridge, MA  
Weather : Cloudy

File Name : 0386000B  
Site Code : 0386000B  
Start Date : 5/15/2012  
Page No : 3



**Accurate Counts**  
978-664-2565

N/S Street : Ins & Outs  
E/W Street : Galileo Galilei Way  
City/State : Cambridge, MA  
Weather : Cloudy

File Name : 0386000B  
Site Code : 0386000B  
Start Date : 5/15/2012  
Page No : 1

**Groups Printed- Trucks**


Start Time	B2 From North		B1 From South		Exclu. Total	Inclu. Total	Int. Total
	Out	In	Out	In			
07:00 AM	0	0	2	1	3	0	3
07:15 AM	0	0	0	1	1	0	1
07:30 AM	0	0	2	0	2	0	2
07:45 AM	0	0	0	1	1	0	1
Total	0	0	4	3	7	0	7
08:00 AM	0	0	1	0	1	0	1
08:15 AM	0	0	1	1	2	0	2
08:30 AM	0	0	1	0	1	0	1
08:45 AM	0	1	0	1	2	0	2
Total	0	1	3	2	6	0	6
Grand Total	0	1	7	5	13	0	13
Apprch %							
Total %					100	0	

Start Time	From North	From East	From South	From West	Int. Total
	App. Total	App. Total	App. Total	App. Total	
Peak Hour Analysis From 07:00 AM to 08:45 AM - Peak 1 of 1					
Peak Hour for Entire Intersection Begins at 07:00 AM					
07:00 AM	0	0	0	0	0
07:15 AM	0	0	0	0	0
07:30 AM	0	0	0	0	0
07:45 AM	0	0	0	0	0
Total Volume	0	0	0	0	0
% App. Total					
PHF	.000	.000	.000	.000	.000

**Accurate Counts**  
978-664-2565

N/S Street : Ins & Outs  
E/W Street : Galileo Galilei Way  
City/State : Cambridge, MA  
Weather : Cloudy

File Name : 0386000B  
Site Code : 0386000B  
Start Date : 5/15/2012  
Page No : 2



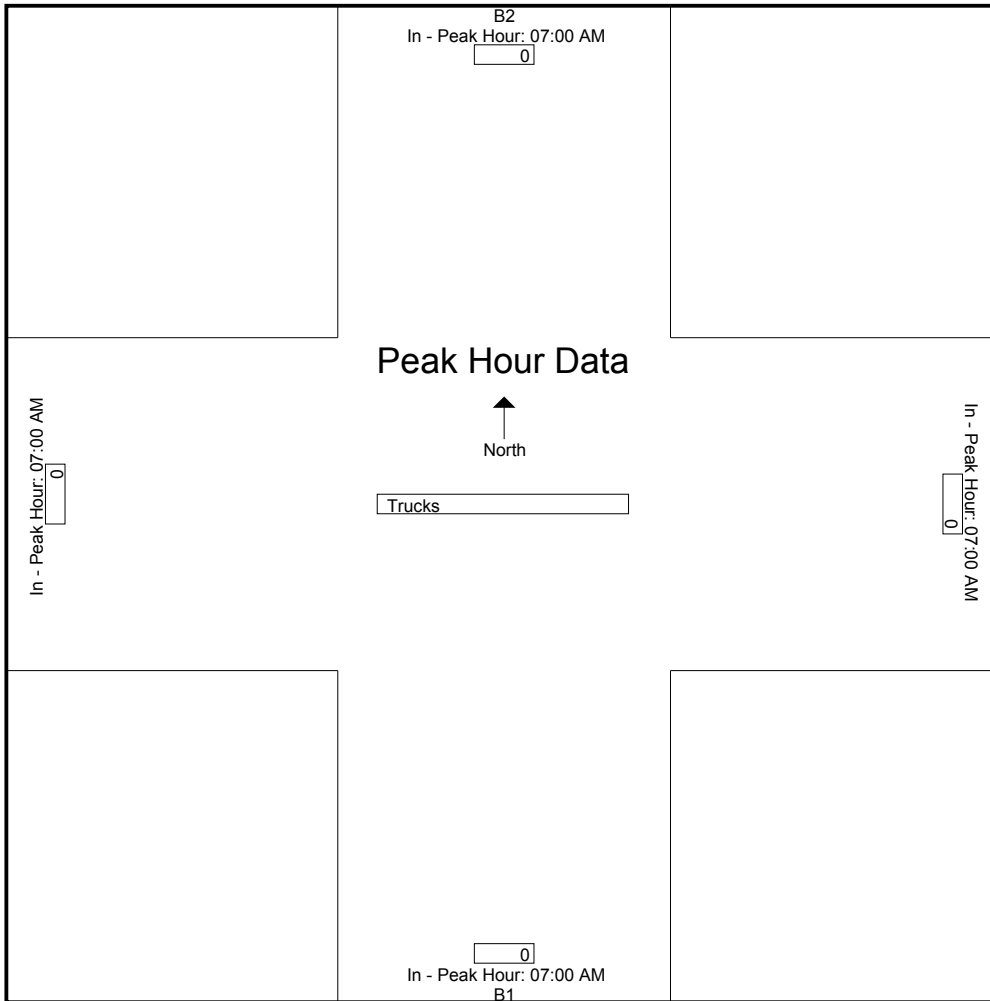
Peak Hour Analysis From 07:00 AM to 08:45 AM - Peak 1 of 1  
Peak Hour for Each Approach Begins at:

	07:00 AM	07:00 AM	07:00 AM	07:00 AM
+0 mins.	0	0	0	0
+15 mins.	0	0	0	0
+30 mins.	0	0	0	0
+45 mins.	0	0	0	0
Total Volume	0	0	0	0
% App. Total				
PHF	.000	.000	.000	.000

**Accurate Counts**  
978-664-2565

N/S Street : Ins & Outs  
E/W Street : Galileo Galilei Way  
City/State : Cambridge, MA  
Weather : Cloudy

File Name : 0386000B  
Site Code : 0386000B  
Start Date : 5/15/2012  
Page No : 3



**Accurate Counts**  
978-664-2565

N/S Street : Ins & Outs  
E/W Street : Galileo Galilei Way  
City/State : Cambridge, MA  
Weather : Cloudy

File Name : 0386000B  
Site Code : 0386000B  
Start Date : 5/15/2012  
Page No : 1

**Groups Printed- Cars - Trucks**


Start Time	B2 From North		B1 From South		Exclu. Total	Inclu. Total	Int. Total
	Out	In	Out	In			
11:00 AM	3	1	2	8	14	0	14
11:15 AM	0	0	4	6	10	0	10
11:30 AM	3	0	9	6	18	0	18
11:45 AM	1	2	2	2	7	0	7
<b>Total</b>	<b>7</b>	<b>3</b>	<b>17</b>	<b>22</b>	<b>49</b>	<b>0</b>	<b>49</b>
12:00 PM	0	1	5	1	7	0	7
12:15 PM	0	0	6	2	8	0	8
12:30 PM	0	0	6	1	7	0	7
12:45 PM	0	2	6	1	9	0	9
<b>Total</b>	<b>0</b>	<b>3</b>	<b>23</b>	<b>5</b>	<b>31</b>	<b>0</b>	<b>31</b>
<b>Grand Total</b>	<b>7</b>	<b>6</b>	<b>40</b>	<b>27</b>	<b>80</b>	<b>0</b>	<b>80</b>
Apprch %							
Total %					100	0	
Cars					0	0	77
% Cars	100	100	95	96.3	0	0	96.2
Trucks					0	0	3
% Trucks	0	0	5	3.7	0	0	3.8

Start Time	From North	From East	From South	From West	Int. Total
	App. Total	App. Total	App. Total	App. Total	
Peak Hour Analysis From 11:00 AM to 12:45 PM - Peak 1 of 1					
Peak Hour for Entire Intersection Begins at 11:00 AM					
11:00 AM	0	0	0	0	0
11:15 AM	0	0	0	0	0
11:30 AM	0	0	0	0	0
11:45 AM	0	0	0	0	0
<b>Total Volume</b>	<b>0</b>	<b>0</b>	<b>0</b>	<b>0</b>	<b>0</b>
<b>% App. Total</b>					
PHF	.000	.000	.000	.000	.000
Cars	0	0	0	0	0
% Cars	0	0	0	0	0
Trucks	0	0	0	0	0
% Trucks	0	0	0	0	0

**Accurate Counts**  
978-664-2565

N/S Street : Ins & Outs  
E/W Street : Galileo Galilei Way  
City/State : Cambridge, MA  
Weather : Cloudy

File Name : 0386000B  
Site Code : 0386000B  
Start Date : 5/15/2012  
Page No : 2



Peak Hour Analysis From 11:00 AM to 12:45 PM - Peak 1 of 1  
Peak Hour for Each Approach Begins at:

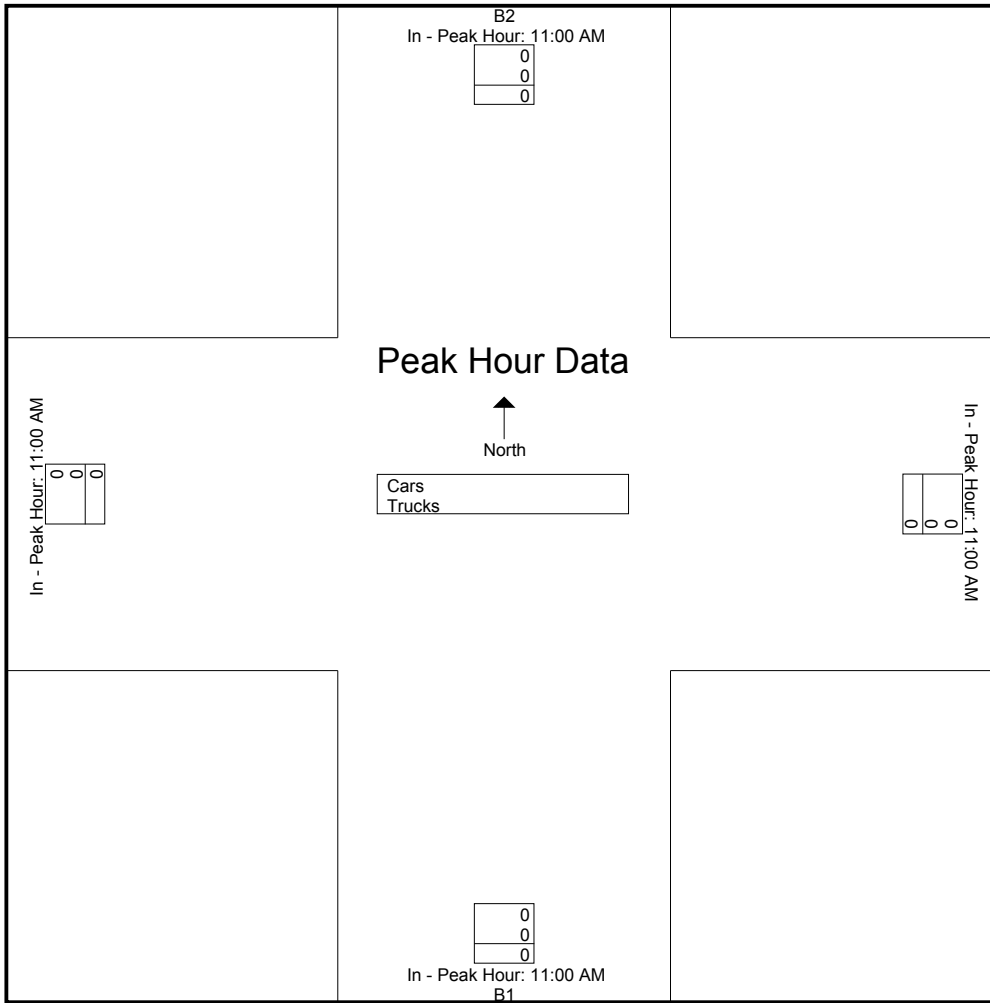
	11:00 AM	11:00 AM	11:00 AM	11:00 AM
+0 mins.	0	0	0	0
+15 mins.	0	0	0	0
+30 mins.	0	0	0	0
+45 mins.	0	0	0	0
Total Volume	0	0	0	0
% App. Total				
PHF	.000	.000	.000	.000
Cars	0	0	0	0
% Cars	0	0	0	0
Trucks	0	0	0	0
% Trucks	0	0	0	0



**Accurate Counts**  
978-664-2565

N/S Street : Ins & Outs  
E/W Street : Galileo Galilei Way  
City/State : Cambridge, MA  
Weather : Cloudy

File Name : 0386000B  
Site Code : 0386000B  
Start Date : 5/15/2012  
Page No : 3



**Accurate Counts**  
978-664-2565

N/S Street : Ins & Outs  
E/W Street : Galileo Galilei Way  
City/State : Cambridge, MA  
Weather : Cloudy

File Name : 0386000B  
Site Code : 0386000B  
Start Date : 5/15/2012  
Page No : 1

**Groups Printed- Cars**


Start Time	B2 From North		B1 From South		Exclu. Total	Inclu. Total	Int. Total
	Out	In	Out	In			
11:00 AM	3	1	2	8	14	0	14
11:15 AM	0	0	4	5	9	0	9
11:30 AM	3	0	8	6	17	0	17
11:45 AM	1	2	2	2	7	0	7
<b>Total</b>	<b>7</b>	<b>3</b>	<b>16</b>	<b>21</b>	<b>47</b>	<b>0</b>	<b>47</b>
12:00 PM	0	1	5	1	7	0	7
12:15 PM	0	0	5	2	7	0	7
12:30 PM	0	0	6	1	7	0	7
12:45 PM	0	2	6	1	9	0	9
<b>Total</b>	<b>0</b>	<b>3</b>	<b>22</b>	<b>5</b>	<b>30</b>	<b>0</b>	<b>30</b>
<b>Grand Total</b>	<b>7</b>	<b>6</b>	<b>38</b>	<b>26</b>	<b>77</b>	<b>0</b>	<b>77</b>
Apprch %							
Total %					100	0	

Start Time	From North	From East	From South	From West	Int. Total
	App. Total	App. Total	App. Total	App. Total	
Peak Hour Analysis From 11:00 AM to 12:45 PM - Peak 1 of 1					
Peak Hour for Entire Intersection Begins at 11:00 AM					
11:00 AM	0	0	0	0	0
11:15 AM	0	0	0	0	0
11:30 AM	0	0	0	0	0
11:45 AM	0	0	0	0	0
Total Volume	0	0	0	0	0
% App. Total					
PHF	.000	.000	.000	.000	.000

**Accurate Counts**  
978-664-2565

N/S Street : Ins & Outs  
E/W Street : Galileo Galilei Way  
City/State : Cambridge, MA  
Weather : Cloudy

File Name : 0386000B  
Site Code : 0386000B  
Start Date : 5/15/2012  
Page No : 2



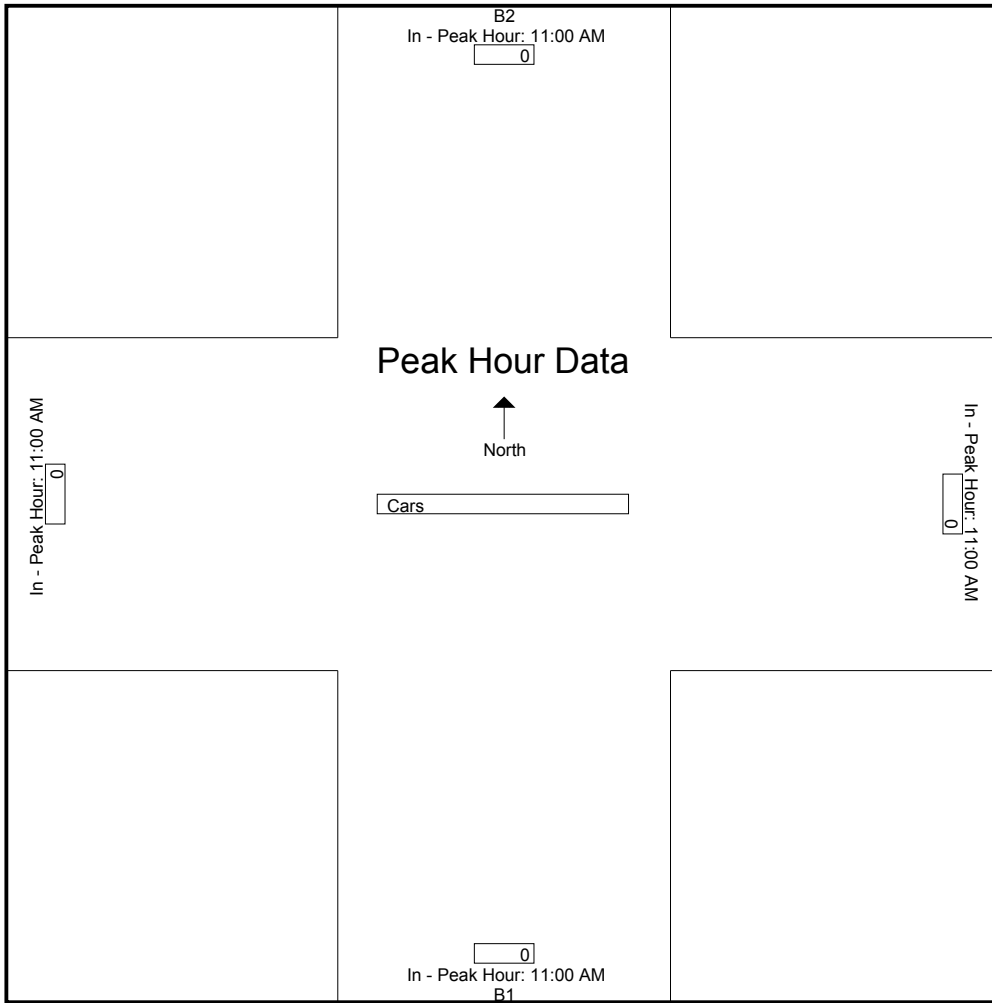
Peak Hour Analysis From 11:00 AM to 12:45 PM - Peak 1 of 1  
Peak Hour for Each Approach Begins at:

	11:00 AM	11:00 AM	11:00 AM	11:00 AM
+0 mins.	0	0	0	0
+15 mins.	0	0	0	0
+30 mins.	0	0	0	0
+45 mins.	0	0	0	0
Total Volume	0	0	0	0
% App. Total				
PHF	.000	.000	.000	.000

**Accurate Counts**  
978-664-2565

N/S Street : Ins & Outs  
E/W Street : Galileo Galilei Way  
City/State : Cambridge, MA  
Weather : Cloudy

File Name : 0386000B  
Site Code : 0386000B  
Start Date : 5/15/2012  
Page No : 3



**Accurate Counts**  
978-664-2565

N/S Street : Ins & Outs  
E/W Street : Galileo Galilei Way  
City/State : Cambridge, MA  
Weather : Cloudy

File Name : 0386000B  
Site Code : 0386000B  
Start Date : 5/15/2012  
Page No : 1

**Groups Printed- Trucks**


Start Time	B2 From North		B1 From South		Exclu. Total	Inclu. Total	Int. Total
	Out	In	Out	In			
11:00 AM	0	0	0	0	0	0	0
11:15 AM	0	0	0	1	1	0	1
11:30 AM	0	0	1	0	1	0	1
11:45 AM	0	0	0	0	0	0	0
Total	0	0	1	1	2	0	2
12:00 PM	0	0	0	0	0	0	0
12:15 PM	0	0	1	0	1	0	1
12:30 PM	0	0	0	0	0	0	0
12:45 PM	0	0	0	0	0	0	0
Total	0	0	1	0	1	0	1
Grand Total	0	0	2	1	3	0	3
Apprch %							
Total %					100	0	

Start Time	From North	From East	From South	From West	Int. Total
	App. Total	App. Total	App. Total	App. Total	
Peak Hour Analysis From 11:00 AM to 12:45 PM - Peak 1 of 1					
Peak Hour for Entire Intersection Begins at 11:00 AM					
11:00 AM	0	0	0	0	0
11:15 AM	0	0	0	0	0
11:30 AM	0	0	0	0	0
11:45 AM	0	0	0	0	0
Total Volume	0	0	0	0	0
% App. Total					
PHF	.000	.000	.000	.000	.000

**Accurate Counts**  
978-664-2565

N/S Street : Ins & Outs  
E/W Street : Galileo Galilei Way  
City/State : Cambridge, MA  
Weather : Cloudy

File Name : 0386000B  
Site Code : 0386000B  
Start Date : 5/15/2012  
Page No : 2



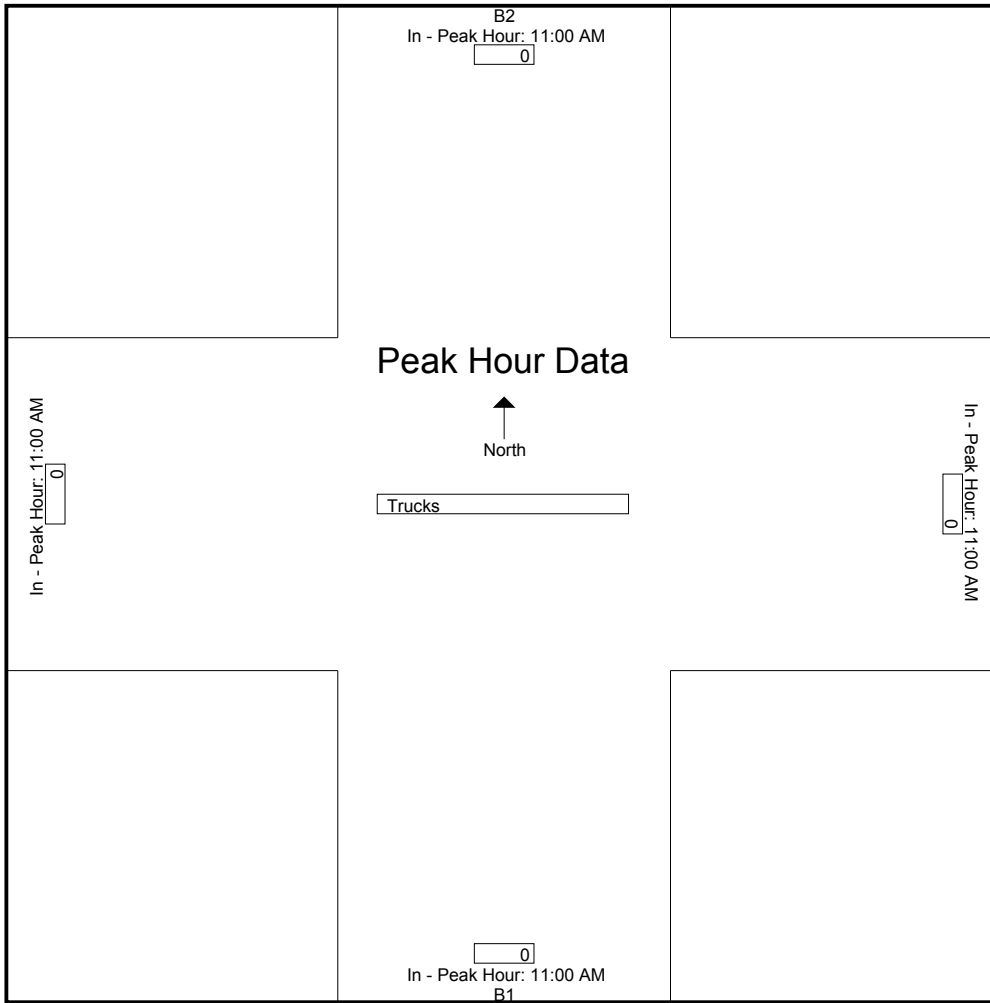
Peak Hour Analysis From 11:00 AM to 12:45 PM - Peak 1 of 1  
Peak Hour for Each Approach Begins at:

	11:00 AM	11:00 AM	11:00 AM	11:00 AM
+0 mins.	0	0	0	0
+15 mins.	0	0	0	0
+30 mins.	0	0	0	0
+45 mins.	0	0	0	0
Total Volume	0	0	0	0
% App. Total				
PHF	.000	.000	.000	.000

**Accurate Counts**  
978-664-2565

N/S Street : Ins & Outs  
E/W Street : Galileo Galilei Way  
City/State : Cambridge, MA  
Weather : Cloudy

File Name : 0386000B  
Site Code : 0386000B  
Start Date : 5/15/2012  
Page No : 3



**Accurate Counts**  
978-664-2565

N/S Street : Ins & Outs  
E/W Street : Galileo Galilei Way  
City/State : Cambridge, MA  
Weather : Cloudy

File Name : 0386000B  
Site Code : 0386000B  
Start Date : 5/15/2012  
Page No : 1

**Groups Printed- Cars - Trucks**

Start Time	B2 From North		B1 From South		Exclu. Total	Inclu. Total	Int. Total
	Out	In	Out	In			
04:00 PM	3	1	14	1	19	0	19
04:15 PM	3	2	24	3	32	0	32
04:30 PM	2	0	16	2	20	0	20
04:45 PM	2	0	19	4	25	0	25
Total	10	3	73	10	96	0	96
05:00 PM	2	0	36	3	41	0	41
05:15 PM	0	0	17	1	18	0	18
05:30 PM	2	1	15	6	24	0	24
05:45 PM	3	1	13	4	21	0	21
Total	7	2	81	14	104	0	104
Grand Total	17	5	154	24	200	0	200
Apprch %							
Total %					100	0	
Cars					0	0	199
% Cars	100	100	99.4	100	0	0	99.5
Trucks					0	0	1
% Trucks	0	0	0.6	0	0	0	0.5

Start Time	From North	From East	From South	From West	Int. Total
04:00 PM	0	0	0	0	0
04:15 PM	0	0	0	0	0
04:30 PM	0	0	0	0	0
04:45 PM	0	0	0	0	0
Total Volume	0	0	0	0	0
% App. Total					
PHF	.000	.000	.000	.000	.000
Cars	0	0	0	0	0
% Cars	0	0	0	0	0
Trucks	0	0	0	0	0
% Trucks	0	0	0	0	0


Peak Hour Analysis From 04:00 PM to 05:45 PM - Peak 1 of 1  
Peak Hour for Entire Intersection Begins at 04:00 PM



**Accurate Counts**  
978-664-2565

N/S Street : Ins & Outs  
E/W Street : Galileo Galilei Way  
City/State : Cambridge, MA  
Weather : Cloudy

File Name : 0386000B  
Site Code : 0386000B  
Start Date : 5/15/2012  
Page No : 2



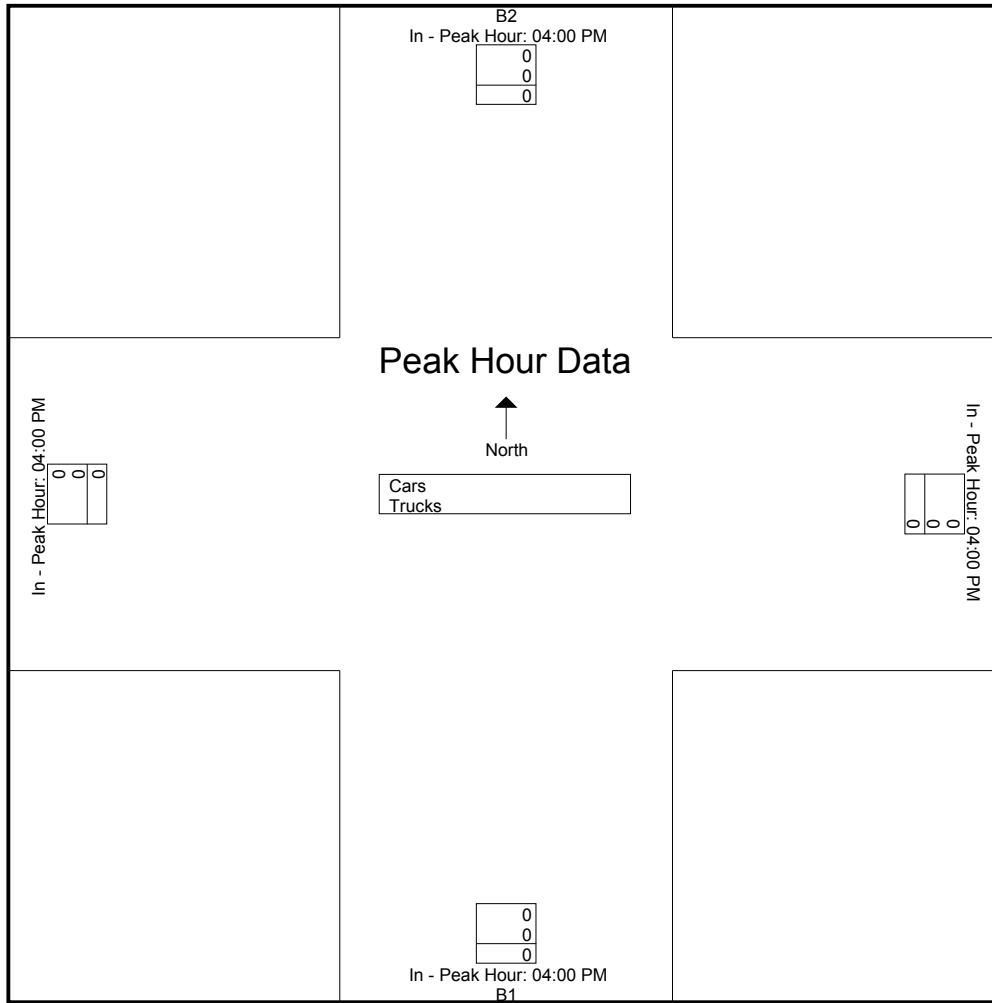
Peak Hour Analysis From 04:00 PM to 05:45 PM - Peak 1 of 1  
Peak Hour for Each Approach Begins at:

	04:00 PM	04:00 PM	04:00 PM	04:00 PM
+0 mins.	0	0	0	0
+15 mins.	0	0	0	0
+30 mins.	0	0	0	0
+45 mins.	0	0	0	0
Total Volume	0	0	0	0
% App. Total				
PHF	.000	.000	.000	.000
Cars	0	0	0	0
% Cars	0	0	0	0
Trucks	0	0	0	0
% Trucks	0	0	0	0

**Accurate Counts**  
978-664-2565

N/S Street : Ins & Outs  
E/W Street : Galileo Galilei Way  
City/State : Cambridge, MA  
Weather : Cloudy

File Name : 0386000B  
Site Code : 0386000B  
Start Date : 5/15/2012  
Page No : 3



**Accurate Counts**  
978-664-2565

N/S Street : Ins & Outs  
E/W Street : Galileo Galilei Way  
City/State : Cambridge, MA  
Weather : Cloudy

File Name : 0386000B  
Site Code : 0386000B  
Start Date : 5/15/2012  
Page No : 1

**Groups Printed- Cars**


Start Time	B2 From North		B1 From South		Exclu. Total	Inclu. Total	Int. Total
	Out	In	Out	In			
04:00 PM	3	1	14	1	19	0	19
04:15 PM	3	2	24	3	32	0	32
04:30 PM	2	0	15	2	19	0	19
04:45 PM	2	0	19	4	25	0	25
Total	10	3	72	10	95	0	95
05:00 PM	2	0	36	3	41	0	41
05:15 PM	0	0	17	1	18	0	18
05:30 PM	2	1	15	6	24	0	24
05:45 PM	3	1	13	4	21	0	21
Total	7	2	81	14	104	0	104
Grand Total	17	5	153	24	199	0	199
Apprch %							
Total %					100	0	

Start Time	From North	From East	From South	From West	Int. Total
	App. Total	App. Total	App. Total	App. Total	
Peak Hour Analysis From 04:00 PM to 05:45 PM - Peak 1 of 1					
Peak Hour for Entire Intersection Begins at 04:00 PM					
04:00 PM	0	0	0	0	0
04:15 PM	0	0	0	0	0
04:30 PM	0	0	0	0	0
04:45 PM	0	0	0	0	0
Total Volume	0	0	0	0	0
% App. Total					
PHF	.000	.000	.000	.000	.000

**Accurate Counts**  
978-664-2565

N/S Street : Ins & Outs  
E/W Street : Galileo Galilei Way  
City/State : Cambridge, MA  
Weather : Cloudy

File Name : 0386000B  
Site Code : 0386000B  
Start Date : 5/15/2012  
Page No : 2



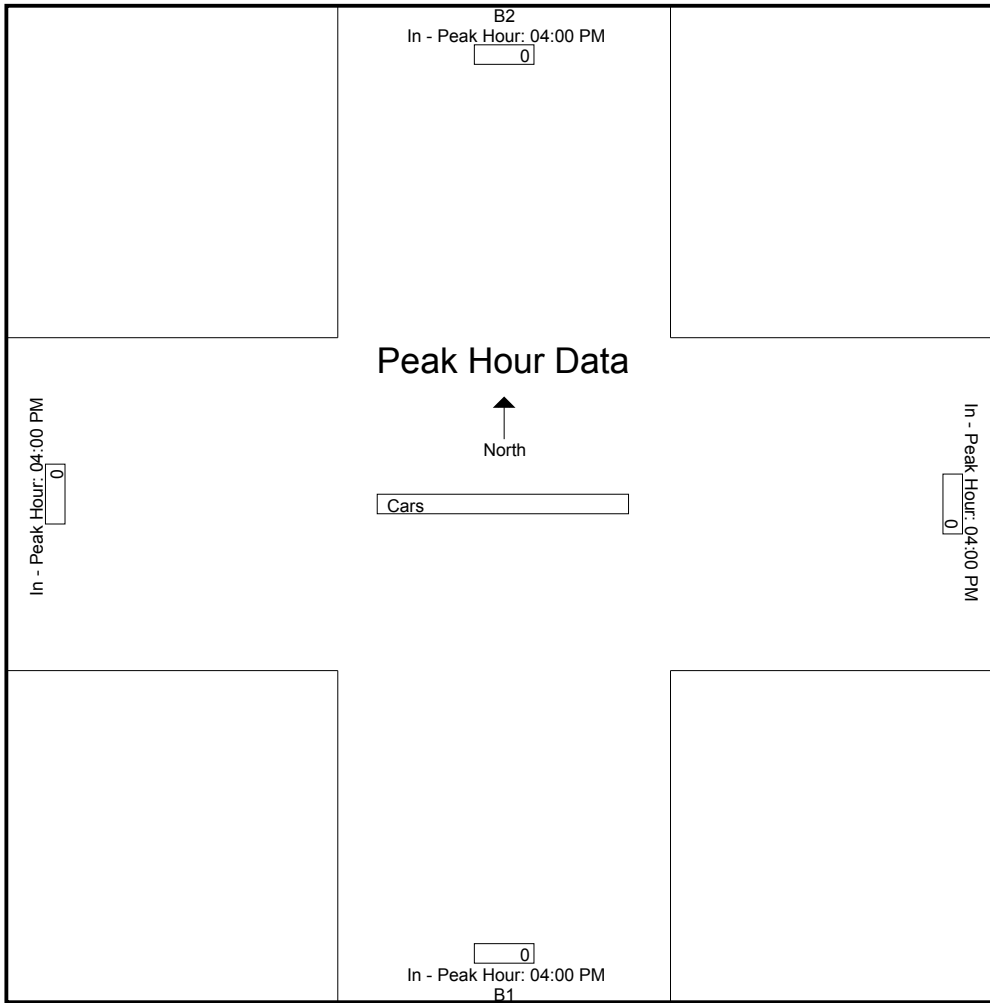
Peak Hour Analysis From 04:00 PM to 05:45 PM - Peak 1 of 1  
Peak Hour for Each Approach Begins at:

	04:00 PM	04:00 PM	04:00 PM	04:00 PM
+0 mins.	0	0	0	0
+15 mins.	0	0	0	0
+30 mins.	0	0	0	0
+45 mins.	0	0	0	0
Total Volume	0	0	0	0
% App. Total				
PHF	.000	.000	.000	.000

**Accurate Counts**  
978-664-2565

N/S Street : Ins & Outs  
E/W Street : Galileo Galilei Way  
City/State : Cambridge, MA  
Weather : Cloudy

File Name : 0386000B  
Site Code : 0386000B  
Start Date : 5/15/2012  
Page No : 3



**Accurate Counts**  
978-664-2565

N/S Street : Ins & Outs  
E/W Street : Galileo Galilei Way  
City/State : Cambridge, MA  
Weather : Cloudy

File Name : 0386000B  
Site Code : 0386000B  
Start Date : 5/15/2012  
Page No : 1

**Groups Printed- Trucks**


Start Time	B2 From North		B1 From South		Exclu. Total	Inclu. Total	Int. Total
	Out	In	Out	In			
04:00 PM	0	0	0	0	0	0	0
04:15 PM	0	0	0	0	0	0	0
04:30 PM	0	0	1	0	1	0	1
04:45 PM	0	0	0	0	0	0	0
Total	0	0	1	0	1	0	1
05:00 PM	0	0	0	0	0	0	0
05:15 PM	0	0	0	0	0	0	0
05:30 PM	0	0	0	0	0	0	0
05:45 PM	0	0	0	0	0	0	0
Total	0	0	0	0	0	0	0
Grand Total	0	0	1	0	1	0	1
Apprch %							
Total %					100	0	

Start Time	From North	From East	From South	From West	Int. Total
	App. Total	App. Total	App. Total	App. Total	
Peak Hour Analysis From 04:00 PM to 05:45 PM - Peak 1 of 1					
Peak Hour for Entire Intersection Begins at 04:00 PM					
04:00 PM	0	0	0	0	0
04:15 PM	0	0	0	0	0
04:30 PM	0	0	0	0	0
04:45 PM	0	0	0	0	0
Total Volume	0	0	0	0	0
% App. Total					
PHF	.000	.000	.000	.000	.000

**Accurate Counts**  
978-664-2565

N/S Street : Ins & Outs  
E/W Street : Galileo Galilei Way  
City/State : Cambridge, MA  
Weather : Cloudy

File Name : 0386000B  
Site Code : 0386000B  
Start Date : 5/15/2012  
Page No : 2



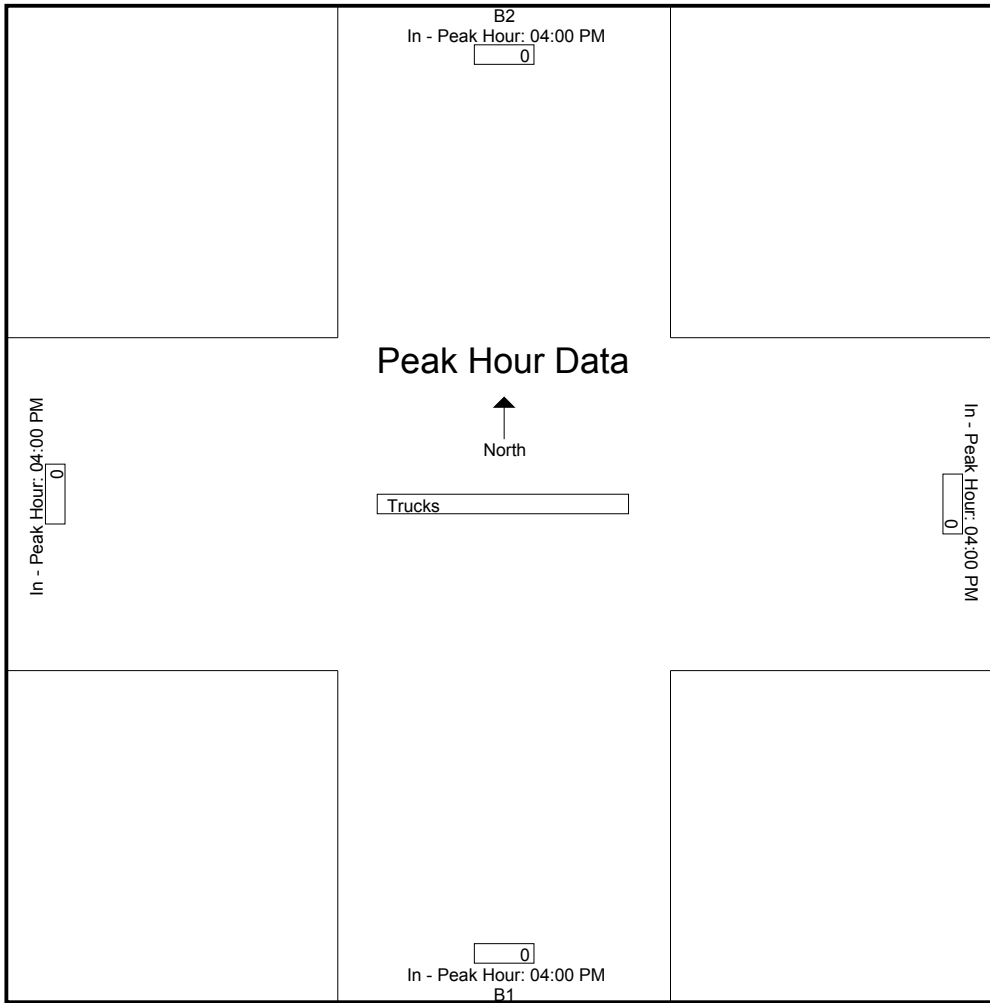
Peak Hour Analysis From 04:00 PM to 05:45 PM - Peak 1 of 1  
Peak Hour for Each Approach Begins at:

	04:00 PM	04:00 PM	04:00 PM	04:00 PM
+0 mins.	0	0	0	0
+15 mins.	0	0	0	0
+30 mins.	0	0	0	0
+45 mins.	0	0	0	0
Total Volume	0	0	0	0
% App. Total				
PHF	.000	.000	.000	.000

**Accurate Counts**  
978-664-2565

N/S Street : Ins & Outs  
E/W Street : Galileo Galilei Way  
City/State : Cambridge, MA  
Weather : Cloudy

File Name : 0386000B  
Site Code : 0386000B  
Start Date : 5/15/2012  
Page No : 3





**Accurate Counts**  
978-664-2565

N/S Street : Ins & Outs  
E/W Street : Broadway 'D'  
City/State : Cambridge, MA  
Weather : Cloudy

File Name : 0386000D  
Site Code : 0386000D  
Start Date : 5/15/2012  
Page No : 1

**Groups Printed- Cars - Trucks**


Start Time	D1 From North		D2 From East		D3 From South		Exclu. Total	Inclu. Total	Int. Total
	Out	In	Out	In	Out	In			
07:00 AM	1	25	8	0	1	1	36	0	36
07:15 AM	3	12	4	0	2	2	23	0	23
07:30 AM	1	11	5	0	3	4	24	0	24
07:45 AM	0	20	6	0	1	2	29	0	29
<b>Total</b>	<b>5</b>	<b>68</b>	<b>23</b>	<b>0</b>	<b>7</b>	<b>9</b>	<b>112</b>	<b>0</b>	<b>112</b>
08:00 AM	3	18	4	0	1	1	27	0	27
08:15 AM	1	13	3	0	2	2	21	0	21
08:30 AM	2	22	4	0	3	2	33	0	33
08:45 AM	2	19	4	0	2	1	28	0	28
<b>Total</b>	<b>8</b>	<b>72</b>	<b>15</b>	<b>0</b>	<b>8</b>	<b>6</b>	<b>109</b>	<b>0</b>	<b>109</b>
<b>Grand Total</b>	<b>13</b>	<b>140</b>	<b>38</b>	<b>0</b>	<b>15</b>	<b>15</b>	<b>221</b>	<b>0</b>	<b>221</b>
Apprch %									
Total %							100	0	
Cars							0	0	216
% Cars	100	96.4	100	0	100	100	0	0	97.7
Trucks							0	0	5
% Trucks	0	3.6	0	0	0	0	0	0	2.3

Start Time	From North	From East	From South	From West	Int. Total
	App. Total	App. Total	App. Total	App. Total	
Peak Hour Analysis From 07:00 AM to 08:45 AM - Peak 1 of 1					
Peak Hour for Entire Intersection Begins at 07:00 AM					
07:00 AM	0	0	0	0	0
07:15 AM	0	0	0	0	0
07:30 AM	0	0	0	0	0
07:45 AM	0	0	0	0	0
<b>Total Volume</b>	<b>0</b>	<b>0</b>	<b>0</b>	<b>0</b>	<b>0</b>
<b>% App. Total</b>					
PHF	.000	.000	.000	.000	.000
Cars	0	0	0	0	0
% Cars	0	0	0	0	0
Trucks	0	0	0	0	0
% Trucks	0	0	0	0	0

**Accurate Counts**  
978-664-2565

File Name : 0386000D  
Site Code : 0386000D  
Start Date : 5/15/2012  
Page No : 2

N/S Street : Ins & Outs  
E/W Street : Broadway 'D'  
City/State : Cambridge, MA  
Weather : Cloudy



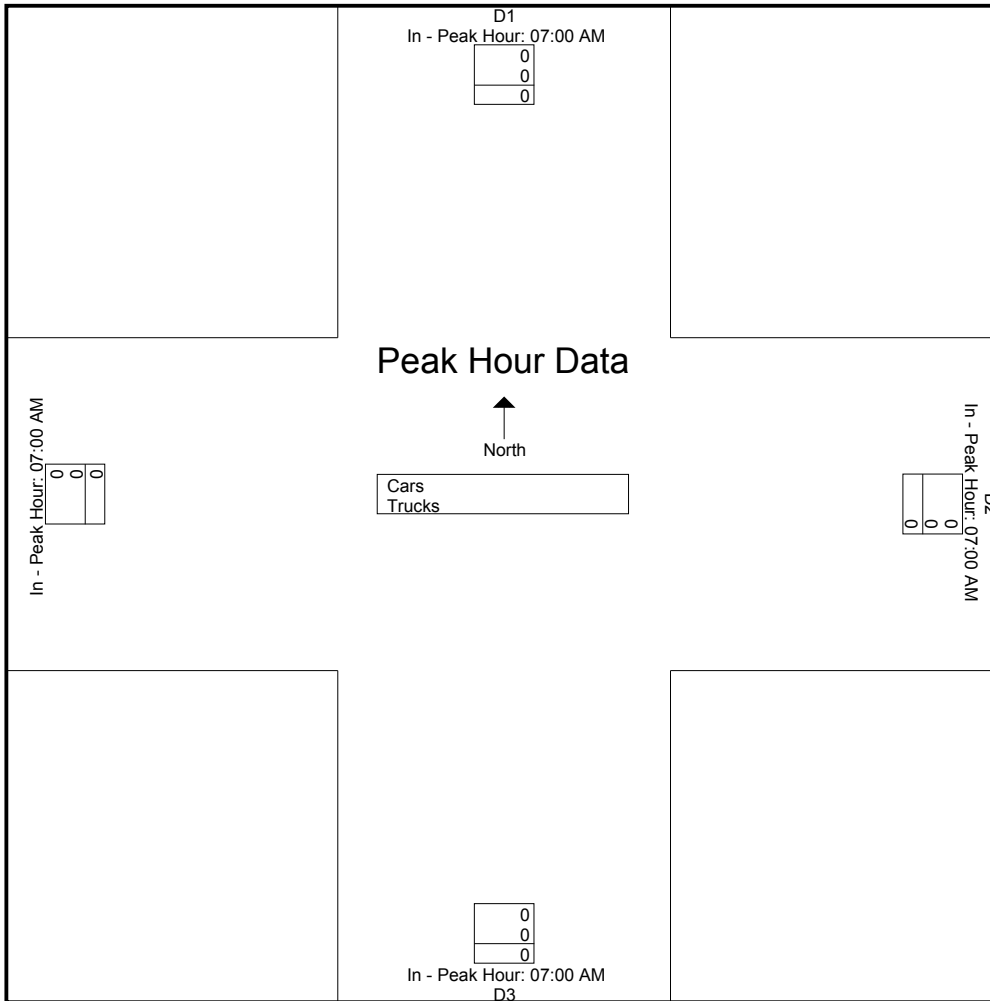
Peak Hour Analysis From 07:00 AM to 08:45 AM - Peak 1 of 1  
Peak Hour for Each Approach Begins at:

	07:00 AM	07:00 AM	07:00 AM	07:00 AM
+0 mins.	0	0	0	0
+15 mins.	0	0	0	0
+30 mins.	0	0	0	0
+45 mins.	0	0	0	0
Total Volume	0	0	0	0
% App. Total				
PHF	.000	.000	.000	.000
Cars	0	0	0	0
% Cars	0	0	0	0
Trucks	0	0	0	0
% Trucks	0	0	0	0

**Accurate Counts**  
978-664-2565

File Name : 0386000D  
Site Code : 0386000D  
Start Date : 5/15/2012  
Page No : 3

N/S Street : Ins & Outs  
E/W Street : Broadway 'D'  
City/State : Cambridge, MA  
Weather : Cloudy



**Accurate Counts**  
978-664-2565

N/S Street : Ins & Outs  
E/W Street : Broadway 'D'  
City/State : Cambridge, MA  
Weather : Cloudy

File Name : 0386000D  
Site Code : 0386000D  
Start Date : 5/15/2012  
Page No : 1

**Groups Printed- Cars**


Start Time	D1 From North		D2 From East		D3 From South		Exclu. Total	Inclu. Total	Int. Total
	Out	In	Out	In	Out	In			
07:00 AM	1	24	8	0	1	1	35	0	35
07:15 AM	3	12	4	0	2	2	23	0	23
07:30 AM	1	10	5	0	3	4	23	0	23
07:45 AM	0	20	6	0	1	2	29	0	29
<b>Total</b>	<b>5</b>	<b>66</b>	<b>23</b>	<b>0</b>	<b>7</b>	<b>9</b>	<b>110</b>	<b>0</b>	<b>110</b>
08:00 AM	3	17	4	0	1	1	26	0	26
08:15 AM	1	13	3	0	2	2	21	0	21
08:30 AM	2	21	4	0	3	2	32	0	32
08:45 AM	2	18	4	0	2	1	27	0	27
<b>Total</b>	<b>8</b>	<b>69</b>	<b>15</b>	<b>0</b>	<b>8</b>	<b>6</b>	<b>106</b>	<b>0</b>	<b>106</b>
<b>Grand Total</b>	<b>13</b>	<b>135</b>	<b>38</b>	<b>0</b>	<b>15</b>	<b>15</b>	<b>216</b>	<b>0</b>	<b>216</b>
Apprch %									
Total %							100	0	

Start Time	From North	From East	From South	From West	Int. Total
	App. Total	App. Total	App. Total	App. Total	
Peak Hour Analysis From 07:00 AM to 08:45 AM - Peak 1 of 1					
Peak Hour for Entire Intersection Begins at 07:00 AM					
07:00 AM	0	0	0	0	0
07:15 AM	0	0	0	0	0
07:30 AM	0	0	0	0	0
07:45 AM	0	0	0	0	0
Total Volume	0	0	0	0	0
% App. Total					
PHF	.000	.000	.000	.000	.000

**Accurate Counts**  
978-664-2565

N/S Street : Ins & Outs  
E/W Street : Broadway 'D'  
City/State : Cambridge, MA  
Weather : Cloudy

File Name : 0386000D  
Site Code : 0386000D  
Start Date : 5/15/2012  
Page No : 2



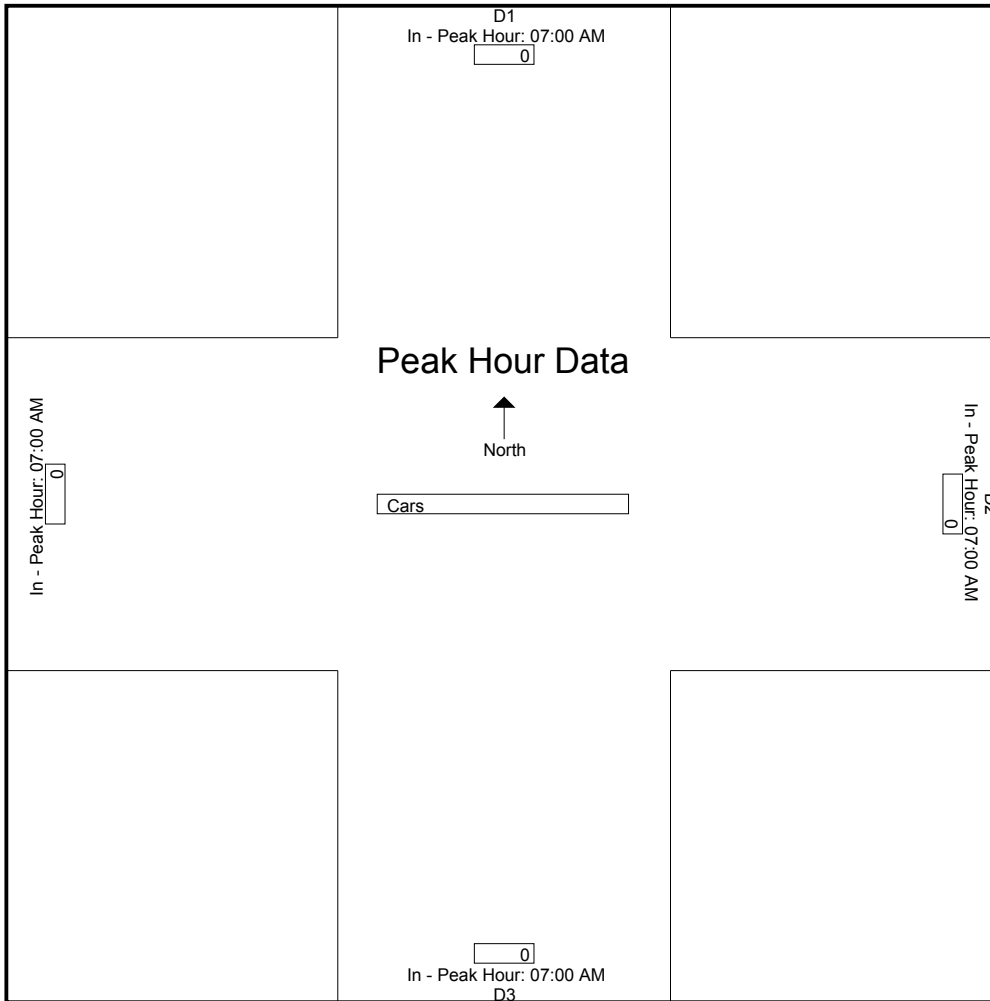
Peak Hour Analysis From 07:00 AM to 08:45 AM - Peak 1 of 1  
Peak Hour for Each Approach Begins at:

	07:00 AM	07:00 AM	07:00 AM	07:00 AM
+0 mins.	0	0	0	0
+15 mins.	0	0	0	0
+30 mins.	0	0	0	0
+45 mins.	0	0	0	0
Total Volume	0	0	0	0
% App. Total				
PHF	.000	.000	.000	.000

**Accurate Counts**  
978-664-2565

File Name : 0386000D  
Site Code : 0386000D  
Start Date : 5/15/2012  
Page No : 3

N/S Street : Ins & Outs  
E/W Street : Broadway 'D'  
City/State : Cambridge, MA  
Weather : Cloudy



**Accurate Counts**  
978-664-2565

N/S Street : Ins & Outs  
E/W Street : Broadway 'D'  
City/State : Cambridge, MA  
Weather : Cloudy

File Name : 0386000D  
Site Code : 0386000D  
Start Date : 5/15/2012  
Page No : 1

**Groups Printed- Trucks**


Start Time	D1 From North		D2 From East		D3 From South		Exclu. Total	Inclu. Total	Int. Total
	Out	In	Out	In	Out	In			
07:00 AM	0	1	0	0	0	0	1	0	1
07:15 AM	0	0	0	0	0	0	0	0	0
07:30 AM	0	1	0	0	0	0	1	0	1
07:45 AM	0	0	0	0	0	0	0	0	0
Total	0	2	0	0	0	0	2	0	2
08:00 AM	0	1	0	0	0	0	1	0	1
08:15 AM	0	0	0	0	0	0	0	0	0
08:30 AM	0	1	0	0	0	0	1	0	1
08:45 AM	0	1	0	0	0	0	1	0	1
Total	0	3	0	0	0	0	3	0	3
Grand Total	0	5	0	0	0	0	5	0	5
Apprch %									
Total %							100	0	

Start Time	From North	From East	From South	From West	Int. Total
	App. Total	App. Total	App. Total	App. Total	
Peak Hour Analysis From 07:00 AM to 08:45 AM - Peak 1 of 1					
Peak Hour for Entire Intersection Begins at 07:00 AM					
07:00 AM	0	0	0	0	0
07:15 AM	0	0	0	0	0
07:30 AM	0	0	0	0	0
07:45 AM	0	0	0	0	0
Total Volume	0	0	0	0	0
% App. Total					
PHF	.000	.000	.000	.000	.000

**Accurate Counts**  
978-664-2565

File Name : 0386000D  
Site Code : 0386000D  
Start Date : 5/15/2012  
Page No : 2

N/S Street : Ins & Outs  
E/W Street : Broadway 'D'  
City/State : Cambridge, MA  
Weather : Cloudy



Peak Hour Analysis From 07:00 AM to 08:45 AM - Peak 1 of 1  
Peak Hour for Each Approach Begins at:

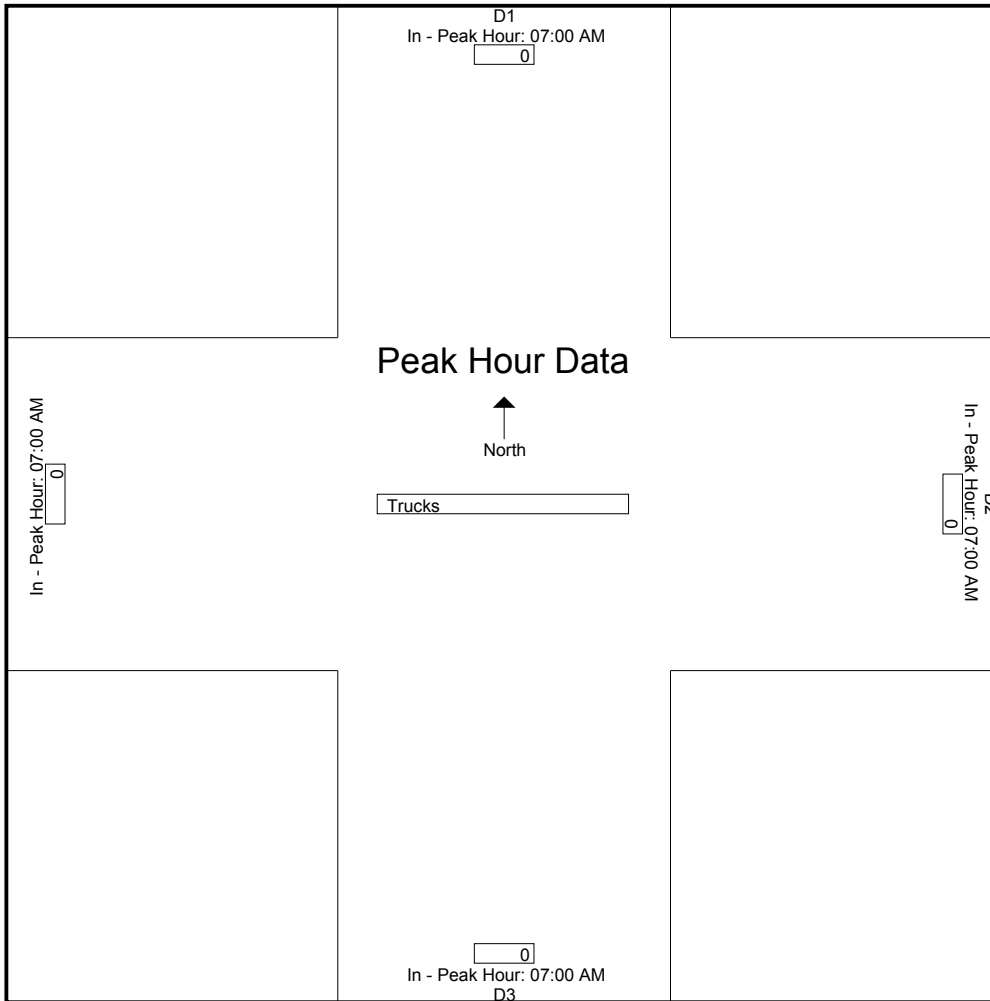
	07:00 AM	07:00 AM	07:00 AM	07:00 AM
+0 mins.	0	0	0	0
+15 mins.	0	0	0	0
+30 mins.	0	0	0	0
+45 mins.	0	0	0	0
Total Volume	0	0	0	0
% App. Total				
PHF	.000	.000	.000	.000



**Accurate Counts**  
978-664-2565

N/S Street : Ins & Outs  
E/W Street : Broadway 'D'  
City/State : Cambridge, MA  
Weather : Cloudy

File Name : 0386000D  
Site Code : 0386000D  
Start Date : 5/15/2012  
Page No : 3



# Accurate Counts

978-664-2565

N/S Street : Ins & Outs  
 E/W Street : Broadway 'D'  
 City/State : Cambridge, MA  
 Weather : Cloudy

File Name : 0386000D  
 Site Code : 0386000D  
 Start Date : 5/15/2012  
 Page No : 1

### Groups Printed- Cars - Trucks


Start Time	D1 From North		D2 From East		D3 From South		Exclu. Total	Inclu. Total	Int. Total
	Out	In	Out	In	Out	In			
11:00 AM	7	3	2	1	4	2	19	0	19
11:15 AM	5	0	3	0	1	0	9	0	9
11:30 AM	10	4	1	0	2	1	18	0	18
11:45 AM	4	1	5	0	1	1	12	0	12
<b>Total</b>	<b>26</b>	<b>8</b>	<b>11</b>	<b>1</b>	<b>8</b>	<b>4</b>	<b>58</b>	<b>0</b>	<b>58</b>
12:00 PM	7	1	1	1	0	0	10	0	10
12:15 PM	6	0	1	1	2	2	12	0	12
12:30 PM	5	2	0	2	1	1	11	0	11
12:45 PM	5	1	1	0	0	1	8	0	8
<b>Total</b>	<b>23</b>	<b>4</b>	<b>3</b>	<b>4</b>	<b>3</b>	<b>4</b>	<b>41</b>	<b>0</b>	<b>41</b>
<b>Grand Total</b>	<b>49</b>	<b>12</b>	<b>14</b>	<b>5</b>	<b>11</b>	<b>8</b>	<b>99</b>	<b>0</b>	<b>99</b>
Apprch %									
Total %							100	0	
Cars							0	0	90
% Cars	95.9	83.3	64.3	100	100	100	0	0	90.9
Trucks							0	0	9
% Trucks	4.1	16.7	35.7	0	0	0	0	0	9.1

Start Time	From North	From East	From South	From West	Int. Total
	App. Total	App. Total	App. Total	App. Total	
Peak Hour Analysis From 11:00 AM to 12:45 PM - Peak 1 of 1					
Peak Hour for Entire Intersection Begins at 11:00 AM					
11:00 AM	0	0	0	0	0
11:15 AM	0	0	0	0	0
11:30 AM	0	0	0	0	0
11:45 AM	0	0	0	0	0
Total Volume	0	0	0	0	0
% App. Total					
PHF	.000	.000	.000	.000	.000
Cars	0	0	0	0	0
% Cars	0	0	0	0	0
Trucks	0	0	0	0	0
% Trucks	0	0	0	0	0

**Accurate Counts**  
978-664-2565

File Name : 0386000D  
Site Code : 0386000D  
Start Date : 5/15/2012  
Page No : 2

N/S Street : Ins & Outs  
E/W Street : Broadway 'D'  
City/State : Cambridge, MA  
Weather : Cloudy



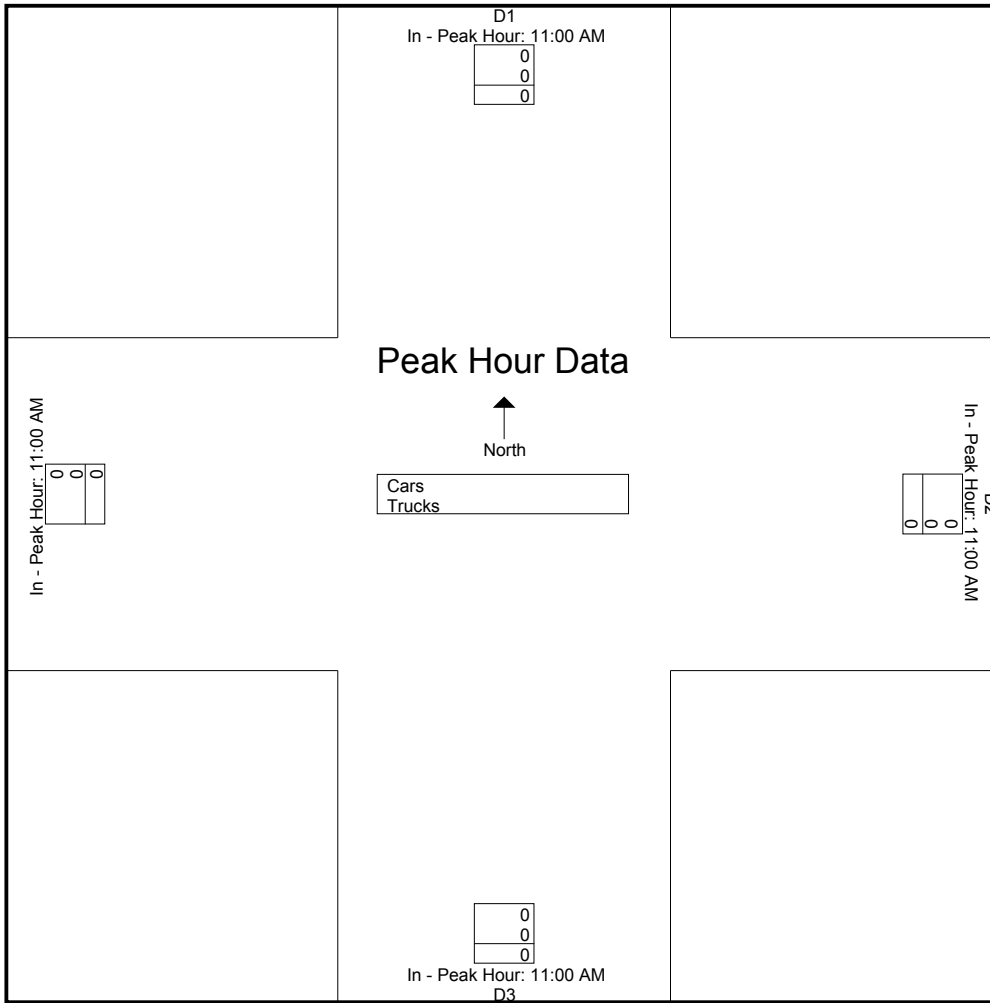
Peak Hour Analysis From 11:00 AM to 12:45 PM - Peak 1 of 1  
Peak Hour for Each Approach Begins at:

	11:00 AM	11:00 AM	11:00 AM	11:00 AM
+0 mins.	0	0	0	0
+15 mins.	0	0	0	0
+30 mins.	0	0	0	0
+45 mins.	0	0	0	0
Total Volume	0	0	0	0
% App. Total				
PHF	.000	.000	.000	.000
Cars	0	0	0	0
% Cars	0	0	0	0
Trucks	0	0	0	0
% Trucks	0	0	0	0

**Accurate Counts**  
978-664-2565

File Name : 0386000D  
Site Code : 0386000D  
Start Date : 5/15/2012  
Page No : 3

N/S Street : Ins & Outs  
E/W Street : Broadway 'D'  
City/State : Cambridge, MA  
Weather : Cloudy



**Accurate Counts**  
978-664-2565

N/S Street : Ins & Outs  
E/W Street : Broadway 'D'  
City/State : Cambridge, MA  
Weather : Cloudy

File Name : 0386000D  
Site Code : 0386000D  
Start Date : 5/15/2012  
Page No : 1

**Groups Printed- Cars**

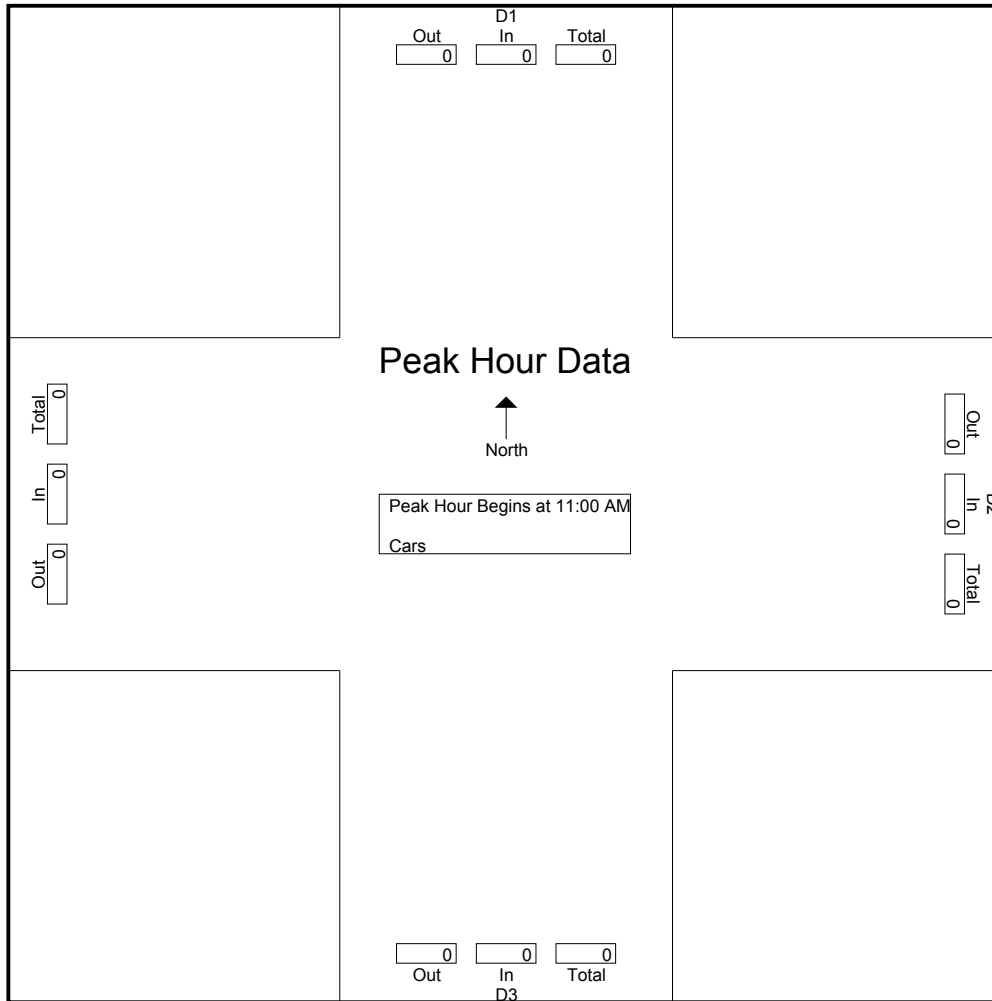
Start Time	D1 From North		D2 From East		D3 From South		Exclu. Total	Inclu. Total	Int. Total
	Out	In	Out	In	Out	In			
11:00 AM	6	2	0	1	4	2	15	0	15
11:15 AM	4	0	2	0	1	0	7	0	7
11:30 AM	10	3	1	0	2	1	17	0	17
11:45 AM	4	1	3	0	1	1	10	0	10
Total	24	6	6	1	8	4	49	0	49
12:00 PM	7	1	1	1	0	0	10	0	10
12:15 PM	6	0	1	1	2	2	12	0	12
12:30 PM	5	2	0	2	1	1	11	0	11
12:45 PM	5	1	1	0	0	1	8	0	8
Total	23	4	3	4	3	4	41	0	41
Grand Total	47	10	9	5	11	8	90	0	90
Apprch %									
Total %							100	0	

Start Time	From North	From East	From South	From West	Int. Total
	App. Total	App. Total	App. Total	App. Total	
Peak Hour Analysis From 11:00 AM to 12:45 PM - Peak 1 of 1					
Peak Hour for Entire Intersection Begins at 11:00 AM					
11:00 AM	0	0	0	0	0
11:15 AM	0	0	0	0	0
11:30 AM	0	0	0	0	0
11:45 AM	0	0	0	0	0
Total Volume	0	0	0	0	0
% App. Total					
PHF	.000	.000	.000	.000	.000

**Accurate Counts**  
978-664-2565

File Name : 0386000D  
Site Code : 0386000D  
Start Date : 5/15/2012  
Page No : 2

N/S Street : Ins & Outs  
E/W Street : Broadway 'D'  
City/State : Cambridge, MA  
Weather : Cloudy



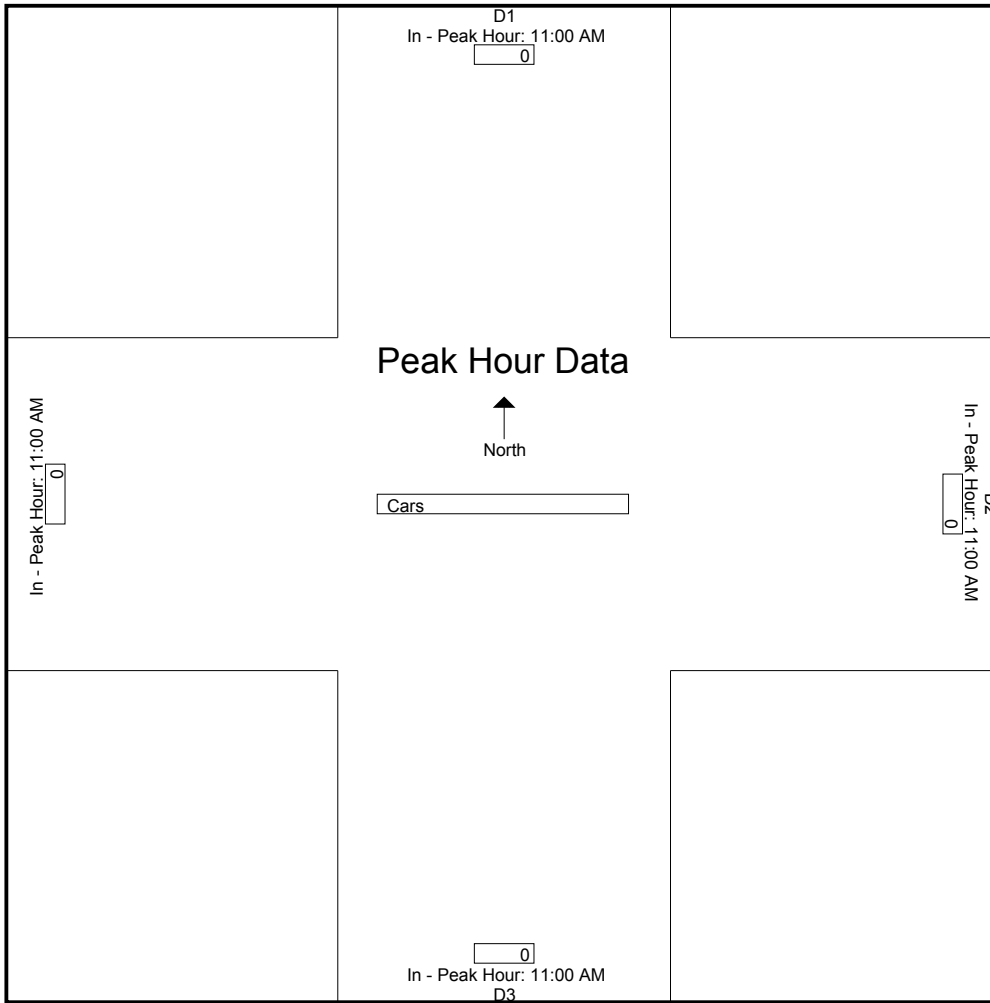
Peak Hour Analysis From 11:00 AM to 12:45 PM - Peak 1 of 1  
Peak Hour for Each Approach Begins at:

	11:00 AM	11:00 AM	11:00 AM	11:00 AM
+0 mins.	0	0	0	0
+15 mins.	0	0	0	0
+30 mins.	0	0	0	0
+45 mins.	0	0	0	0
Total Volume	0	0	0	0
% App. Total				
PHF	.000	.000	.000	.000

**Accurate Counts**  
978-664-2565

File Name : 0386000D  
Site Code : 0386000D  
Start Date : 5/15/2012  
Page No : 3

N/S Street : Ins & Outs  
E/W Street : Broadway 'D'  
City/State : Cambridge, MA  
Weather : Cloudy



**Accurate Counts**  
978-664-2565

N/S Street : Ins & Outs  
E/W Street : Broadway 'D'  
City/State : Cambridge, MA  
Weather : Cloudy

File Name : 0386000D  
Site Code : 0386000D  
Start Date : 5/15/2012  
Page No : 1

**Groups Printed- Trucks**

Start Time	D1 From North		D2 From East		D3 From South		Exclu. Total	Inclu. Total	Int. Total
	Out	In	Out	In	Out	In			
11:00 AM	1	1	2	0	0	0	4	0	4
11:15 AM	1	0	1	0	0	0	2	0	2
11:30 AM	0	1	0	0	0	0	1	0	1
11:45 AM	0	0	2	0	0	0	2	0	2
<b>Total</b>	<b>2</b>	<b>2</b>	<b>5</b>	<b>0</b>	<b>0</b>	<b>0</b>	<b>9</b>	<b>0</b>	<b>9</b>
12:00 PM	0	0	0	0	0	0	0	0	0
12:15 PM	0	0	0	0	0	0	0	0	0
12:30 PM	0	0	0	0	0	0	0	0	0
12:45 PM	0	0	0	0	0	0	0	0	0
<b>Total</b>	<b>0</b>	<b>0</b>	<b>0</b>	<b>0</b>	<b>0</b>	<b>0</b>	<b>0</b>	<b>0</b>	<b>0</b>
<b>Grand Total</b>	<b>2</b>	<b>2</b>	<b>5</b>	<b>0</b>	<b>0</b>	<b>0</b>	<b>9</b>	<b>0</b>	<b>9</b>
Apprch %									
Total %							100	0	


Start Time	From North	From East	From South	From West	Int. Total
	App. Total	App. Total	App. Total	App. Total	
Peak Hour Analysis From 11:00 AM to 12:45 PM - Peak 1 of 1					
Peak Hour for Entire Intersection Begins at 11:00 AM					
11:00 AM	0	0	0	0	0
11:15 AM	0	0	0	0	0
11:30 AM	0	0	0	0	0
11:45 AM	0	0	0	0	0
<b>Total Volume</b>	<b>0</b>	<b>0</b>	<b>0</b>	<b>0</b>	<b>0</b>
<b>% App. Total</b>					
PHF	.000	.000	.000	.000	.000



**Accurate Counts**  
978-664-2565

File Name : 0386000D  
Site Code : 0386000D  
Start Date : 5/15/2012  
Page No : 2

N/S Street : Ins & Outs  
E/W Street : Broadway 'D'  
City/State : Cambridge, MA  
Weather : Cloudy



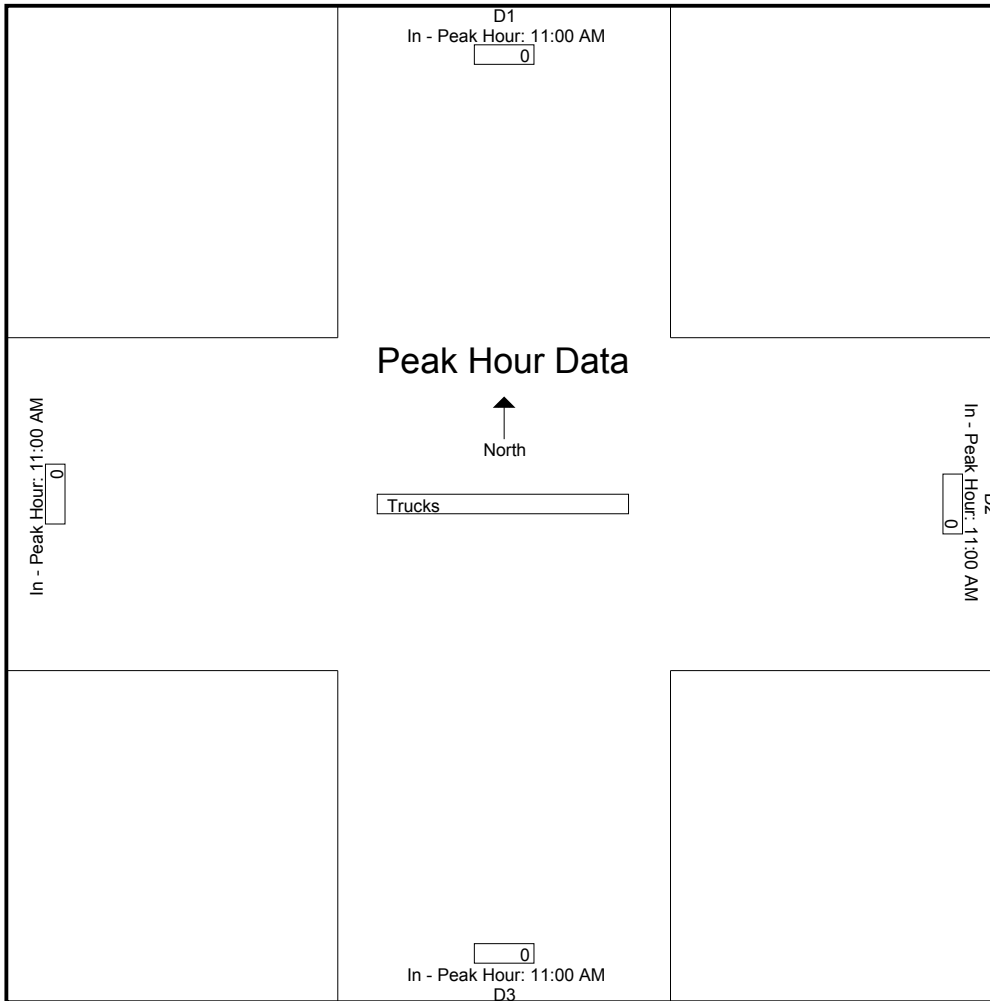
Peak Hour Analysis From 11:00 AM to 12:45 PM - Peak 1 of 1  
Peak Hour for Each Approach Begins at:

	11:00 AM	11:00 AM	11:00 AM	11:00 AM
+0 mins.	0	0	0	0
+15 mins.	0	0	0	0
+30 mins.	0	0	0	0
+45 mins.	0	0	0	0
Total Volume	0	0	0	0
% App. Total				
PHF	.000	.000	.000	.000

**Accurate Counts**  
978-664-2565

N/S Street : Ins & Outs  
E/W Street : Broadway 'D'  
City/State : Cambridge, MA  
Weather : Cloudy

File Name : 0386000D  
Site Code : 0386000D  
Start Date : 5/15/2012  
Page No : 3



**Accurate Counts**  
978-664-2565

N/S Street : Ins & Outs  
E/W Street : Broadway 'D'  
City/State : Cambridge, MA  
Weather : Cloudy

File Name : 0386000D  
Site Code : 0386000D  
Start Date : 5/15/2012  
Page No : 1

**Groups Printed- Cars - Trucks**

Start Time	D1 From North		D2 From East		D3 From South		Exclu. Total	Inclu. Total	Int. Total
	Out	In	Out	In	Out	In			
04:00 PM	11	0	17	0	3	3	34	0	34
04:15 PM	9	1	19	0	2	1	32	0	32
04:30 PM	14	1	21	0	2	3	41	0	41
04:45 PM	10	0	29	0	4	4	47	0	47
Total	44	2	86	0	11	11	154	0	154
05:00 PM	10	1	36	1	3	4	55	0	55
05:15 PM	8	3	34	0	2	2	49	0	49
05:30 PM	6	6	21	0	2	2	37	0	37
05:45 PM	7	1	25	0	1	2	36	0	36
Total	31	11	116	1	8	10	177	0	177
Grand Total	75	13	202	1	19	21	331	0	331
Apprch %									
Total %							100	0	
Cars							0	0	329
% Cars	97.3	100	100	100	100	100	0	0	99.4
Trucks							0	0	2
% Trucks	2.7	0	0	0	0	0	0	0	0.6

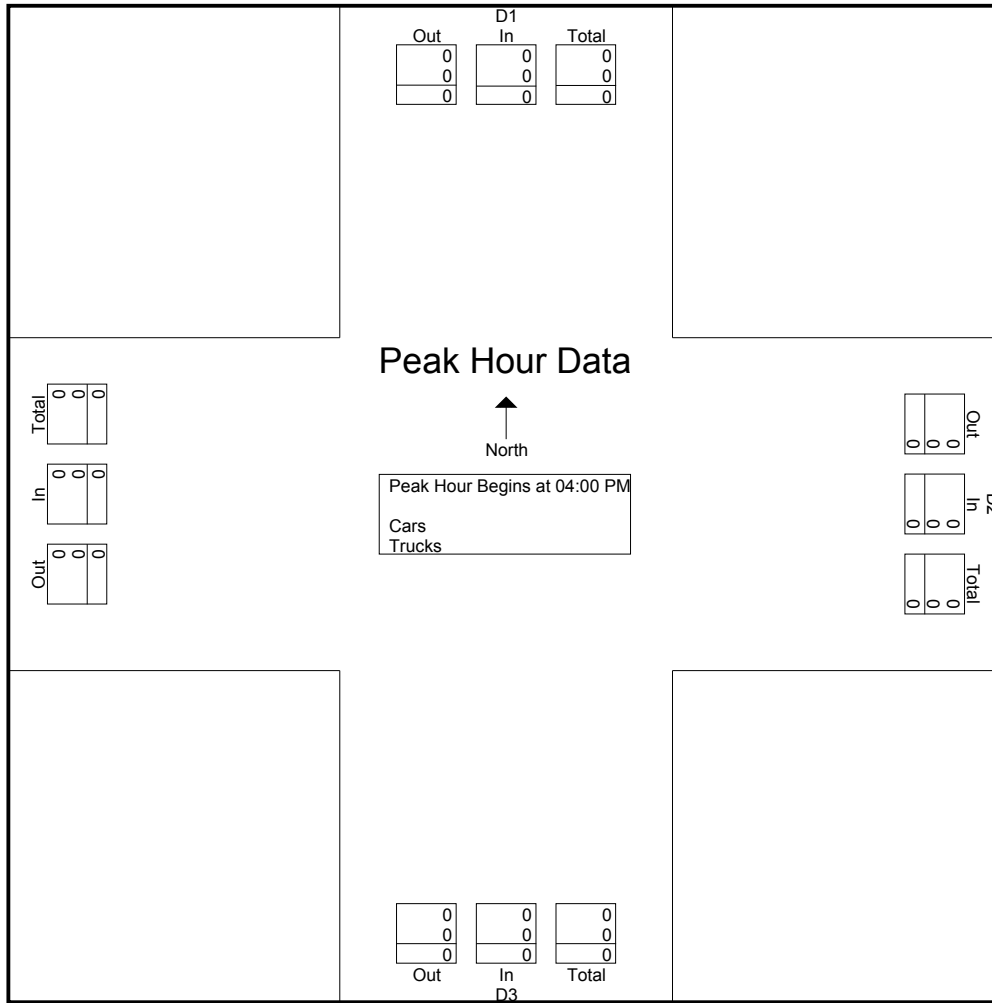
Start Time	From North	From East	From South	From West	Int. Total
04:00 PM	0	0	0	0	0
04:15 PM	0	0	0	0	0
04:30 PM	0	0	0	0	0
04:45 PM	0	0	0	0	0
Total Volume	0	0	0	0	0
% App. Total					
PHF	.000	.000	.000	.000	.000
Cars	0	0	0	0	0
% Cars	0	0	0	0	0
Trucks	0	0	0	0	0
% Trucks	0	0	0	0	0

Peak Hour Analysis From 04:00 PM to 05:45 PM - Peak 1 of 1  
Peak Hour for Entire Intersection Begins at 04:00 PM

**Accurate Counts**  
978-664-2565

File Name : 0386000D  
Site Code : 0386000D  
Start Date : 5/15/2012  
Page No : 2

N/S Street : Ins & Outs  
E/W Street : Broadway 'D'  
City/State : Cambridge, MA  
Weather : Cloudy



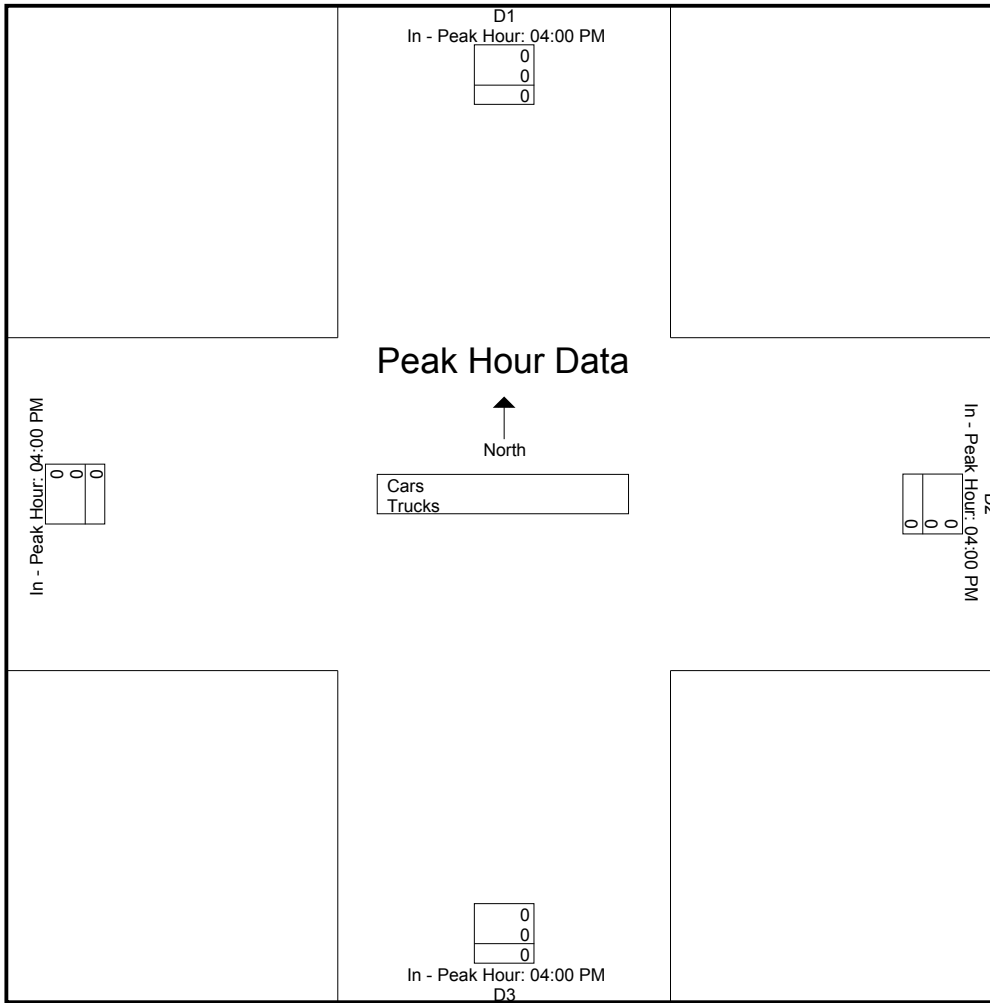
Peak Hour Analysis From 04:00 PM to 05:45 PM - Peak 1 of 1  
Peak Hour for Each Approach Begins at:

	04:00 PM	04:00 PM	04:00 PM	04:00 PM
+0 mins.	0	0	0	0
+15 mins.	0	0	0	0
+30 mins.	0	0	0	0
+45 mins.	0	0	0	0
Total Volume	0	0	0	0
% App. Total				
PHF	.000	.000	.000	.000
Cars	0	0	0	0
% Cars	0	0	0	0
Trucks	0	0	0	0
% Trucks	0	0	0	0

**Accurate Counts**  
978-664-2565

File Name : 0386000D  
Site Code : 0386000D  
Start Date : 5/15/2012  
Page No : 3

N/S Street : Ins & Outs  
E/W Street : Broadway 'D'  
City/State : Cambridge, MA  
Weather : Cloudy



**Accurate Counts**  
978-664-2565

N/S Street : Ins & Outs  
E/W Street : Broadway 'D'  
City/State : Cambridge, MA  
Weather : Cloudy

File Name : 0386000D  
Site Code : 0386000D  
Start Date : 5/15/2012  
Page No : 1

**Groups Printed- Cars**


Start Time	D1 From North		D2 From East		D3 From South		Exclu. Total	Inclu. Total	Int. Total
	Out	In	Out	In	Out	In			
04:00 PM	10	0	17	0	3	3	33	0	33
04:15 PM	9	1	19	0	2	1	32	0	32
04:30 PM	13	1	21	0	2	3	40	0	40
04:45 PM	10	0	29	0	4	4	47	0	47
Total	42	2	86	0	11	11	152	0	152
05:00 PM	10	1	36	1	3	4	55	0	55
05:15 PM	8	3	34	0	2	2	49	0	49
05:30 PM	6	6	21	0	2	2	37	0	37
05:45 PM	7	1	25	0	1	2	36	0	36
Total	31	11	116	1	8	10	177	0	177
Grand Total	73	13	202	1	19	21	329	0	329
Apprch %									
Total %							100	0	

Start Time	From North	From East	From South	From West	Int. Total
	App. Total	App. Total	App. Total	App. Total	
Peak Hour Analysis From 04:00 PM to 05:45 PM - Peak 1 of 1					
Peak Hour for Entire Intersection Begins at 04:00 PM					
04:00 PM	0	0	0	0	0
04:15 PM	0	0	0	0	0
04:30 PM	0	0	0	0	0
04:45 PM	0	0	0	0	0
Total Volume	0	0	0	0	0
% App. Total					
PHF	.000	.000	.000	.000	.000

**Accurate Counts**  
978-664-2565

File Name : 0386000D  
Site Code : 0386000D  
Start Date : 5/15/2012  
Page No : 2

N/S Street : Ins & Outs  
E/W Street : Broadway 'D'  
City/State : Cambridge, MA  
Weather : Cloudy



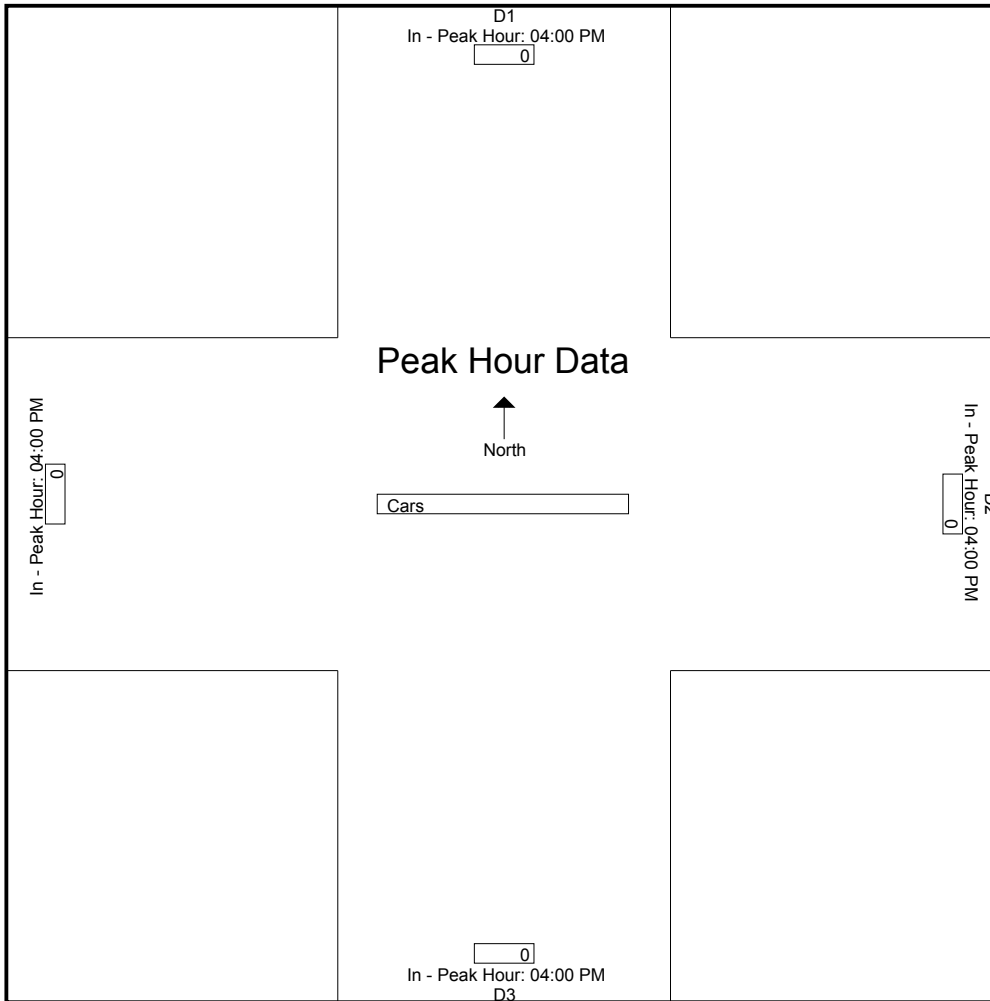
Peak Hour Analysis From 04:00 PM to 05:45 PM - Peak 1 of 1  
Peak Hour for Each Approach Begins at:

	04:00 PM	04:00 PM	04:00 PM	04:00 PM
+0 mins.	0	0	0	0
+15 mins.	0	0	0	0
+30 mins.	0	0	0	0
+45 mins.	0	0	0	0
Total Volume	0	0	0	0
% App. Total				
PHF	.000	.000	.000	.000

**Accurate Counts**  
978-664-2565

File Name : 0386000D  
Site Code : 0386000D  
Start Date : 5/15/2012  
Page No : 3

N/S Street : Ins & Outs  
E/W Street : Broadway 'D'  
City/State : Cambridge, MA  
Weather : Cloudy





**Accurate Counts**  
978-664-2565

N/S Street : Ins & Outs  
E/W Street : Broadway 'D'  
City/State : Cambridge, MA  
Weather : Cloudy

File Name : 0386000D  
Site Code : 0386000D  
Start Date : 5/15/2012  
Page No : 1

**Groups Printed- Trucks**


Start Time	D1 From North		D2 From East		D3 From South		Exclu. Total	Inclu. Total	Int. Total
	Out	In	Out	In	Out	In			
04:00 PM	1	0	0	0	0	0	1	0	1
04:15 PM	0	0	0	0	0	0	0	0	0
04:30 PM	1	0	0	0	0	0	1	0	1
04:45 PM	0	0	0	0	0	0	0	0	0
Total	2	0	0	0	0	0	2	0	2
05:00 PM	0	0	0	0	0	0	0	0	0
05:15 PM	0	0	0	0	0	0	0	0	0
05:30 PM	0	0	0	0	0	0	0	0	0
05:45 PM	0	0	0	0	0	0	0	0	0
Total	0	0	0	0	0	0	0	0	0
Grand Total	2	0	0	0	0	0	2	0	2
Apprch %									
Total %							100	0	

Start Time	From North	From East	From South	From West	Int. Total
	App. Total	App. Total	App. Total	App. Total	
Peak Hour Analysis From 04:00 PM to 05:45 PM - Peak 1 of 1					
Peak Hour for Entire Intersection Begins at 04:00 PM					
04:00 PM	0	0	0	0	0
04:15 PM	0	0	0	0	0
04:30 PM	0	0	0	0	0
04:45 PM	0	0	0	0	0
Total Volume	0	0	0	0	0
% App. Total					
PHF	.000	.000	.000	.000	.000

**Accurate Counts**  
978-664-2565

File Name : 0386000D  
Site Code : 0386000D  
Start Date : 5/15/2012  
Page No : 2

N/S Street : Ins & Outs  
E/W Street : Broadway 'D'  
City/State : Cambridge, MA  
Weather : Cloudy



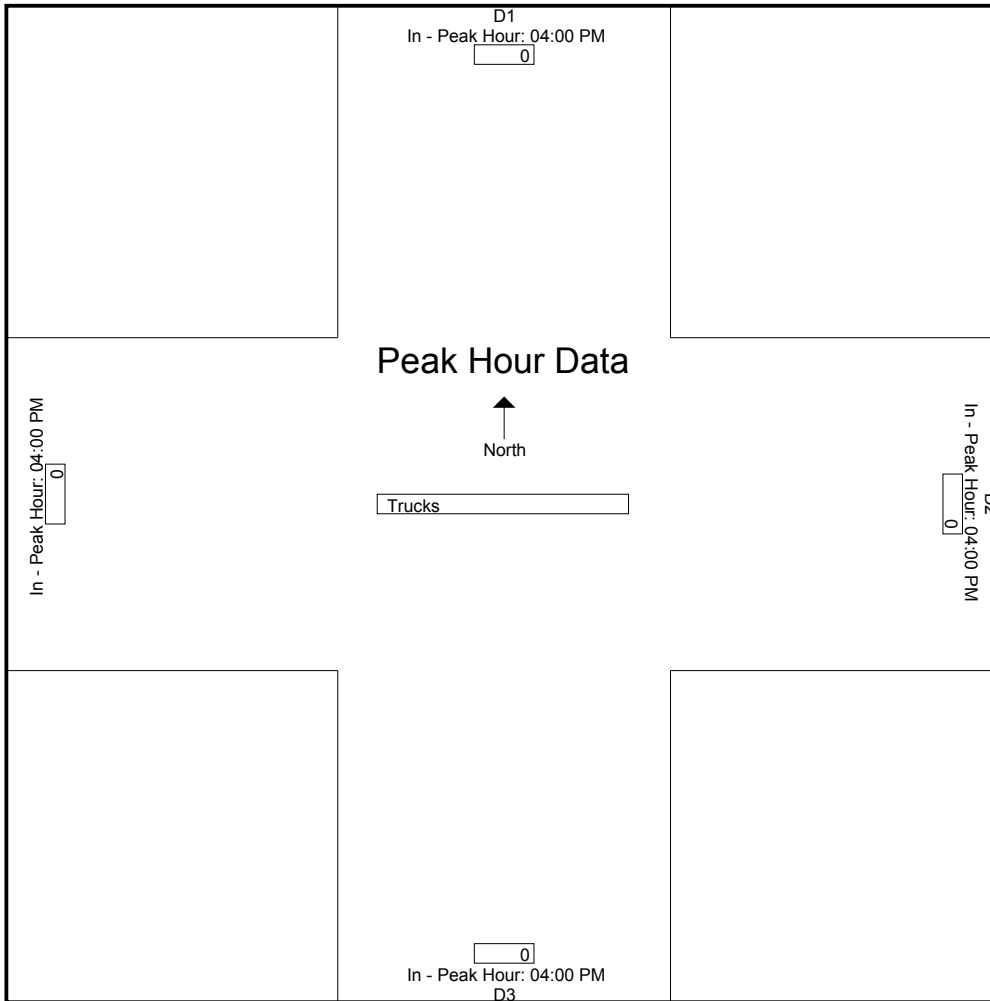
Peak Hour Analysis From 04:00 PM to 05:45 PM - Peak 1 of 1  
Peak Hour for Each Approach Begins at:

	04:00 PM	04:00 PM	04:00 PM	04:00 PM
+0 mins.	0	0	0	0
+15 mins.	0	0	0	0
+30 mins.	0	0	0	0
+45 mins.	0	0	0	0
Total Volume	0	0	0	0
% App. Total				
PHF	.000	.000	.000	.000

**Accurate Counts**  
978-664-2565

N/S Street : Ins & Outs  
E/W Street : Broadway 'D'  
City/State : Cambridge, MA  
Weather : Cloudy

File Name : 0386000D  
Site Code : 0386000D  
Start Date : 5/15/2012  
Page No : 3



**Accurate Counts**  
978-664-2565

N/S Street : Ins & Outs  
E/W Street: Ames Street  
City/State : Cambridge, MA  
Weather : Cloudy

File Name : 0386000E  
Site Code : 0386000E  
Start Date : 5/15/2012  
Page No : 1

**Groups Printed- Cars - Trucks**

Start Time	E1 From North		E3 From East		E4 From South		E2 From West		Exclu. Total	Inclu. Total	Int. Total
	Out	In	In	Out	Out	In	Out	In			
07:00 AM	2	6	13	3	1	1	0	1	27	0	27
07:15 AM	1	5	17	2	0	3	0	0	28	0	28
07:30 AM	0	6	10	1	0	1	0	0	18	0	18
07:45 AM	2	6	15	4	0	1	0	0	28	0	28
Total	5	23	55	10	1	6	0	1	101	0	101
08:00 AM	1	3	16	8	0	0	1	1	30	0	30
08:15 AM	1	17	21	1	0	1	0	1	42	0	42
08:30 AM	1	14	21	2	0	0	0	0	38	0	38
08:45 AM	1	10	20	3	0	1	0	0	35	0	35
Total	4	44	78	14	0	2	1	2	145	0	145
Grand Total	9	67	133	24	1	8	1	3	246	0	246
Apprch %											
Total %									100	0	
Cars									0	0	237
% Cars	100	100	99.2	100	0	50	0	33.3	0	0	96.3
Trucks									0	0	9
% Trucks	0	0	0.8	0	100	50	100	66.7	0	0	3.7

Start Time	From North	From East	From South	From West	Int. Total
App. Total	App. Total	App. Total	App. Total	App. Total	

Peak Hour Analysis From 07:00 AM to 08:45 AM - Peak 1 of 1


Peak Hour for Entire Intersection Begins at 07:00 AM

07:00 AM	0	0	0	0	0
07:15 AM	0	0	0	0	0
07:30 AM	0	0	0	0	0
07:45 AM	0	0	0	0	0
Total Volume	0	0	0	0	0
% App. Total					
PHF	.000	.000	.000	.000	.000
Cars	0	0	0	0	0
% Cars	0	0	0	0	0
Trucks	0	0	0	0	0
% Trucks	0	0	0	0	0

**Accurate Counts**  
978-664-2565

File Name : 0386000E  
Site Code : 0386000E  
Start Date : 5/15/2012  
Page No : 2

N/S Street : Ins & Outs  
E/W Street: Ames Street  
City/State : Cambridge, MA  
Weather : Cloudy



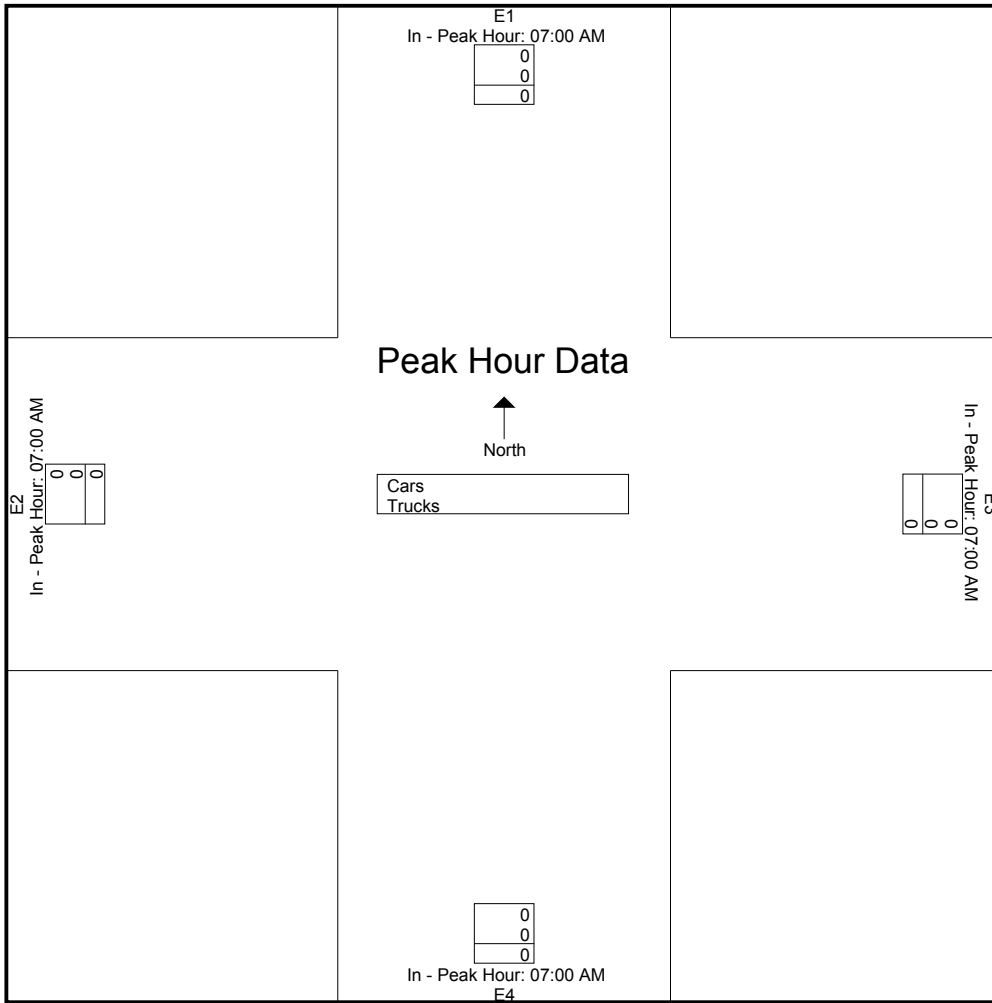
Peak Hour Analysis From 07:00 AM to 08:45 AM - Peak 1 of 1  
Peak Hour for Each Approach Begins at:

	07:00 AM	07:00 AM	07:00 AM	07:00 AM
+0 mins.	0	0	0	0
+15 mins.	0	0	0	0
+30 mins.	0	0	0	0
+45 mins.	0	0	0	0
Total Volume	0	0	0	0
% App. Total				
PHF	.000	.000	.000	.000
Cars	0	0	0	0
% Cars	0	0	0	0
Trucks	0	0	0	0
% Trucks	0	0	0	0

**Accurate Counts**  
978-664-2565

N/S Street : Ins & Outs  
E/W Street: Ames Street  
City/State : Cambridge, MA  
Weather : Cloudy

File Name : 0386000E  
Site Code : 0386000E  
Start Date : 5/15/2012  
Page No : 3



**Accurate Counts**  
978-664-2565

N/S Street : Ins & Outs  
E/W Street: Ames Street  
City/State : Cambridge, MA  
Weather : Cloudy

File Name : 0386000E  
Site Code : 0386000E  
Start Date : 5/15/2012  
Page No : 1

**Groups Printed- Cars**

Start Time	E1 From North		E3 From East		E4 From South		E2 From West		Exclu. Total	Inclu. Total	Int. Total
	Out	In	In	Out	Out	In	Out	In			
07:00 AM	2	6	13	3	0	0	0	1	25	0	25
07:15 AM	1	5	17	2	0	1	0	0	26	0	26
07:30 AM	0	6	10	1	0	1	0	0	18	0	18
07:45 AM	2	6	15	4	0	0	0	0	27	0	27
Total	5	23	55	10	0	2	0	1	96	0	96
08:00 AM	1	3	16	8	0	0	0	0	28	0	28
08:15 AM	1	17	21	1	0	1	0	0	41	0	41
08:30 AM	1	14	20	2	0	0	0	0	37	0	37
08:45 AM	1	10	20	3	0	1	0	0	35	0	35
Total	4	44	77	14	0	2	0	0	141	0	141
Grand Total	9	67	132	24	0	4	0	1	237	0	237
Apprch %											
Total %									100	0	

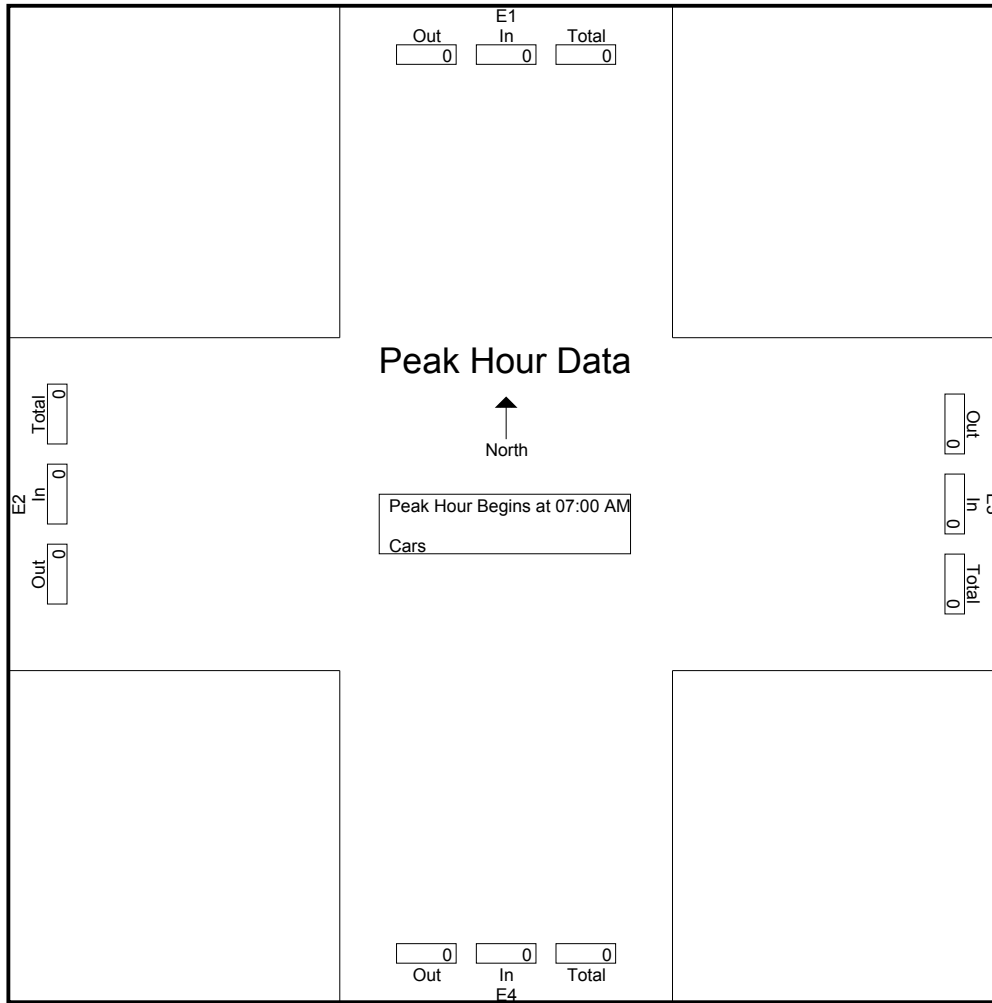
Start Time	From North	From East	From South	From West	Int. Total
07:00 AM	0	0	0	0	0
07:15 AM	0	0	0	0	0
07:30 AM	0	0	0	0	0
07:45 AM	0	0	0	0	0
Total Volume	0	0	0	0	0
% App. Total					
PHF	.000	.000	.000	.000	.000

Peak Hour Analysis From 07:00 AM to 08:45 AM - Peak 1 of 1  
Peak Hour for Entire Intersection Begins at 07:00 AM

**Accurate Counts**  
978-664-2565

N/S Street : Ins & Outs  
E/W Street: Ames Street  
City/State : Cambridge, MA  
Weather : Cloudy

File Name : 0386000E  
Site Code : 0386000E  
Start Date : 5/15/2012  
Page No : 2



Peak Hour Analysis From 07:00 AM to 08:45 AM - Peak 1 of 1  
Peak Hour for Each Approach Begins at:

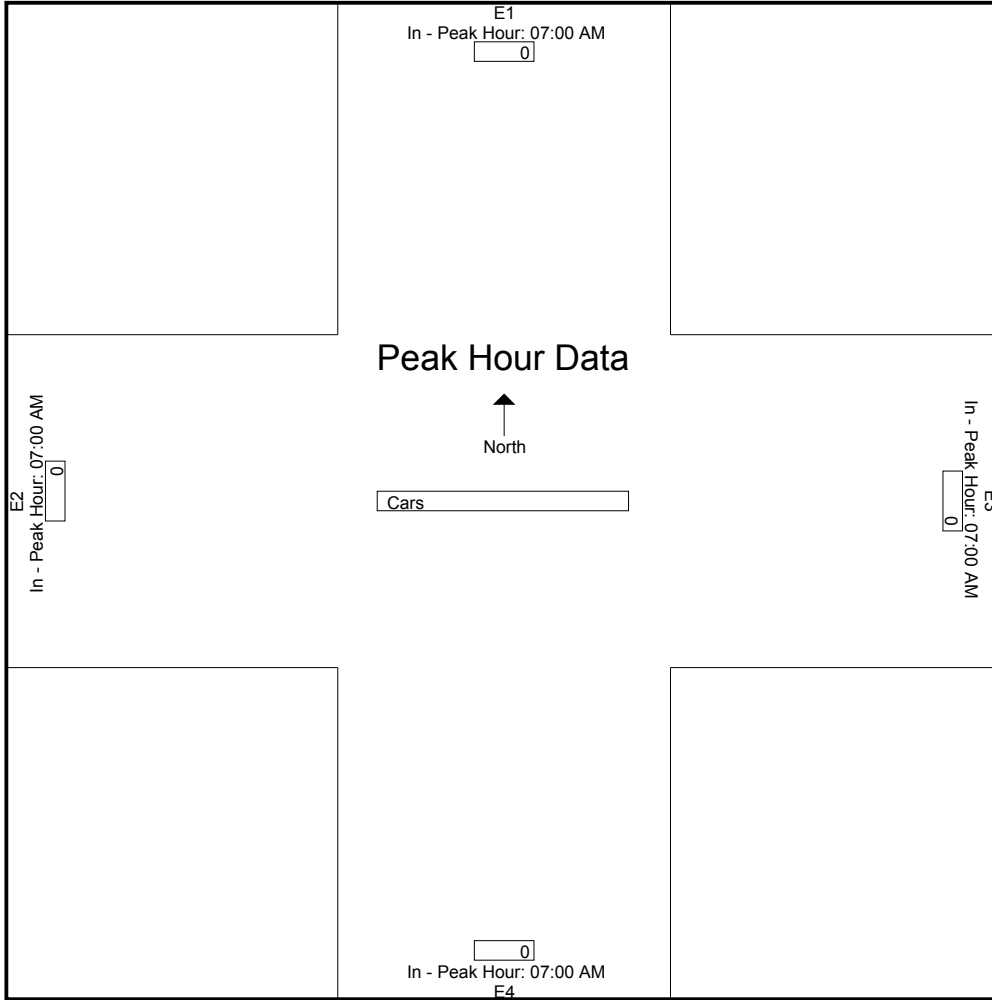
	07:00 AM	07:00 AM	07:00 AM	07:00 AM
+0 mins.	0	0	0	0
+15 mins.	0	0	0	0
+30 mins.	0	0	0	0
+45 mins.	0	0	0	0
Total Volume	0	0	0	0
% App. Total				
PHF	.000	.000	.000	.000



**Accurate Counts**  
978-664-2565

N/S Street : Ins & Outs  
E/W Street: Ames Street  
City/State : Cambridge, MA  
Weather : Cloudy

File Name : 0386000E  
Site Code : 0386000E  
Start Date : 5/15/2012  
Page No : 3



**Accurate Counts**  
978-664-2565

N/S Street : Ins & Outs  
E/W Street: Ames Street  
City/State : Cambridge, MA  
Weather : Cloudy

File Name : 0386000E  
Site Code : 0386000E  
Start Date : 5/15/2012  
Page No : 1

**Groups Printed- Trucks**

Start Time	E1 From North		E3 From East		E4 From South		E2 From West		Exclu. Total	Inclu. Total	Int. Total
	Out	In	In	Out	Out	In	Out	In			
07:00 AM	0	0	0	0	1	1	0	0	2	0	2
07:15 AM	0	0	0	0	0	2	0	0	2	0	2
07:30 AM	0	0	0	0	0	0	0	0	0	0	0
07:45 AM	0	0	0	0	0	1	0	0	1	0	1
Total	0	0	0	0	1	4	0	0	5	0	5
08:00 AM	0	0	0	0	0	0	1	1	2	0	2
08:15 AM	0	0	0	0	0	0	0	1	1	0	1
08:30 AM	0	0	1	0	0	0	0	0	1	0	1
08:45 AM	0	0	0	0	0	0	0	0	0	0	0
Total	0	0	1	0	0	0	1	2	4	0	4
Grand Total	0	0	1	0	1	4	1	2	9	0	9
Apprch %											
Total %									100	0	

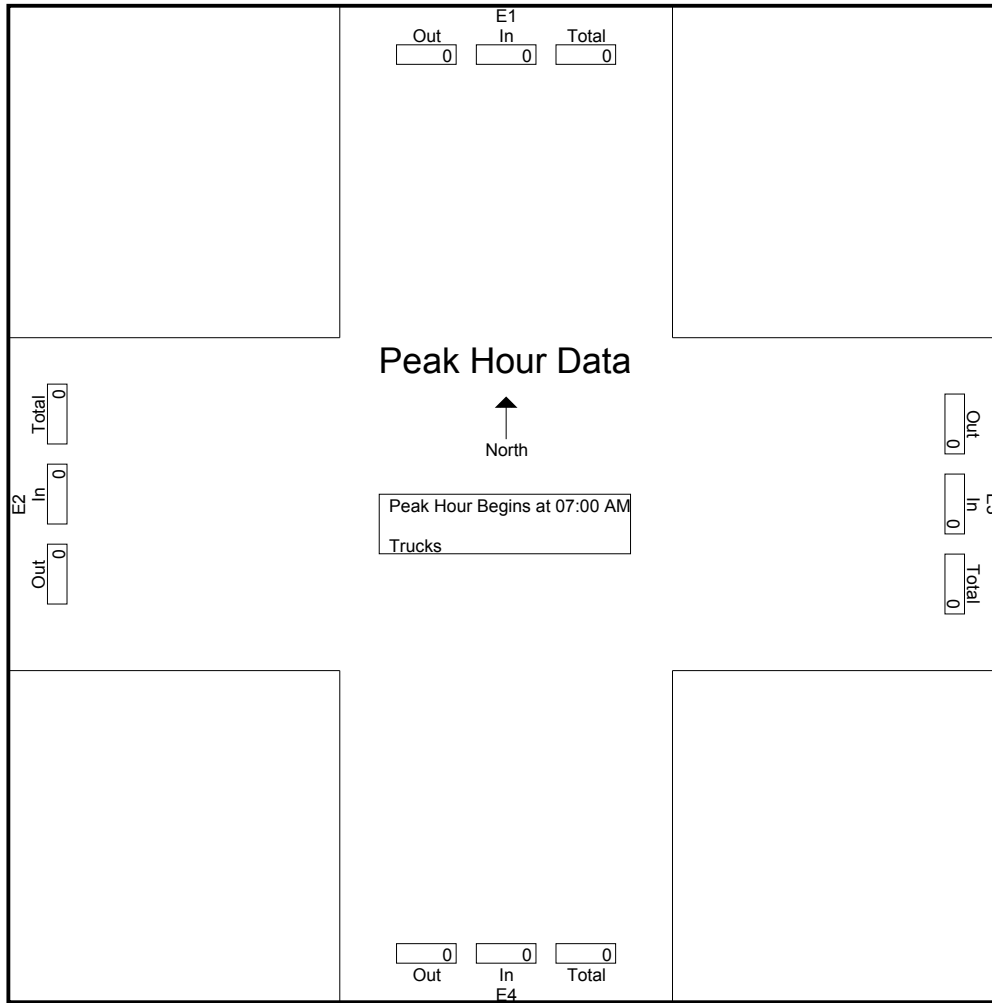
Start Time	From North	From East	From South	From West	Int. Total
07:00 AM	0	0	0	0	0
07:15 AM	0	0	0	0	0
07:30 AM	0	0	0	0	0
07:45 AM	0	0	0	0	0
Total Volume	0	0	0	0	0
% App. Total					
PHF	.000	.000	.000	.000	.000

Peak Hour Analysis From 07:00 AM to 08:45 AM - Peak 1 of 1  
Peak Hour for Entire Intersection Begins at 07:00 AM

**Accurate Counts**  
978-664-2565

N/S Street : Ins & Outs  
E/W Street: Ames Street  
City/State : Cambridge, MA  
Weather : Cloudy

File Name : 0386000E  
Site Code : 0386000E  
Start Date : 5/15/2012  
Page No : 2



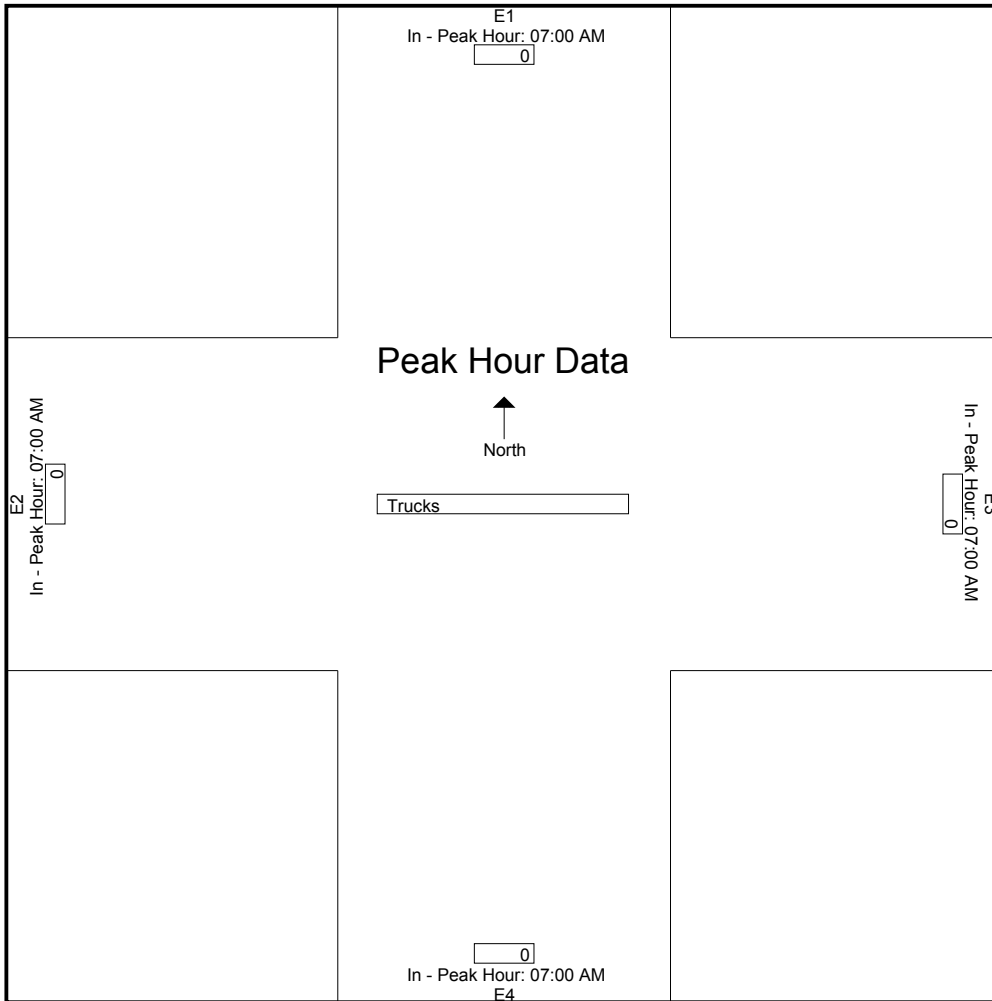
Peak Hour Analysis From 07:00 AM to 08:45 AM - Peak 1 of 1  
Peak Hour for Each Approach Begins at:

	07:00 AM	07:00 AM	07:00 AM	07:00 AM
+0 mins.	0	0	0	0
+15 mins.	0	0	0	0
+30 mins.	0	0	0	0
+45 mins.	0	0	0	0
Total Volume	0	0	0	0
% App. Total				
PHF	.000	.000	.000	.000

**Accurate Counts**  
978-664-2565

N/S Street : Ins & Outs  
E/W Street: Ames Street  
City/State : Cambridge, MA  
Weather : Cloudy

File Name : 0386000E  
Site Code : 0386000E  
Start Date : 5/15/2012  
Page No : 3



**Accurate Counts**  
978-664-2565

N/S Street : Ins & Outs  
E/W Street: Ames Street  
City/State : Cambridge, MA  
Weather : Cloudy

File Name : 0386000E  
Site Code : 0386000E  
Start Date : 5/15/2012  
Page No : 1

**Groups Printed- Cars - Trucks**

Start Time	E1 From North		E3 From East		E4 From South		E2 From West		Exclu. Total	Inclu. Total	Int. Total
	Out	In	In	Out	Out	In	Out	In			
11:00 AM	4	5	7	1	0	0	1	1	19	0	19
11:15 AM	3	2	6	3	1	0	5	2	22	0	22
11:30 AM	3	7	2	5	0	0	1	0	18	0	18
11:45 AM	2	4	4	1	1	1	0	0	13	0	13
Total	12	18	19	10	2	1	7	3	72	0	72
12:00 PM	4	6	2	4	0	0	1	2	19	0	19
12:15 PM	15	8	5	1	0	0	1	1	31	0	31
12:30 PM	4	4	4	0	0	0	2	2	16	0	16
12:45 PM	10	4	4	3	1	2	0	1	25	0	25
Total	33	22	15	8	1	2	4	6	91	0	91
Grand Total	45	40	34	18	3	3	11	9	163	0	163
Apprch %											
Total %									100	0	
Cars									0	0	142
% Cars	100	100	100	94.4	0	33.3	27.3	22.2	0	0	87.1
Trucks									0	0	21
% Trucks	0	0	0	5.6	100	66.7	72.7	77.8	0	0	12.9

Start Time	From North	From East	From South	From West	Int. Total
Start Time	App. Total	App. Total	App. Total	App. Total	Int. Total

Peak Hour Analysis From 11:00 AM to 12:45 PM - Peak 1 of 1


Peak Hour for Entire Intersection Begins at 11:00 AM

11:00 AM	0	0	0	0	0
11:15 AM	0	0	0	0	0
11:30 AM	0	0	0	0	0
11:45 AM	0	0	0	0	0
Total Volume	0	0	0	0	0
% App. Total					
PHF	.000	.000	.000	.000	.000
Cars	0	0	0	0	0
% Cars	0	0	0	0	0
Trucks	0	0	0	0	0
% Trucks	0	0	0	0	0

**Accurate Counts**  
978-664-2565

N/S Street : Ins & Outs  
E/W Street: Ames Street  
City/State : Cambridge, MA  
Weather : Cloudy

File Name : 0386000E  
Site Code : 0386000E  
Start Date : 5/15/2012  
Page No : 2



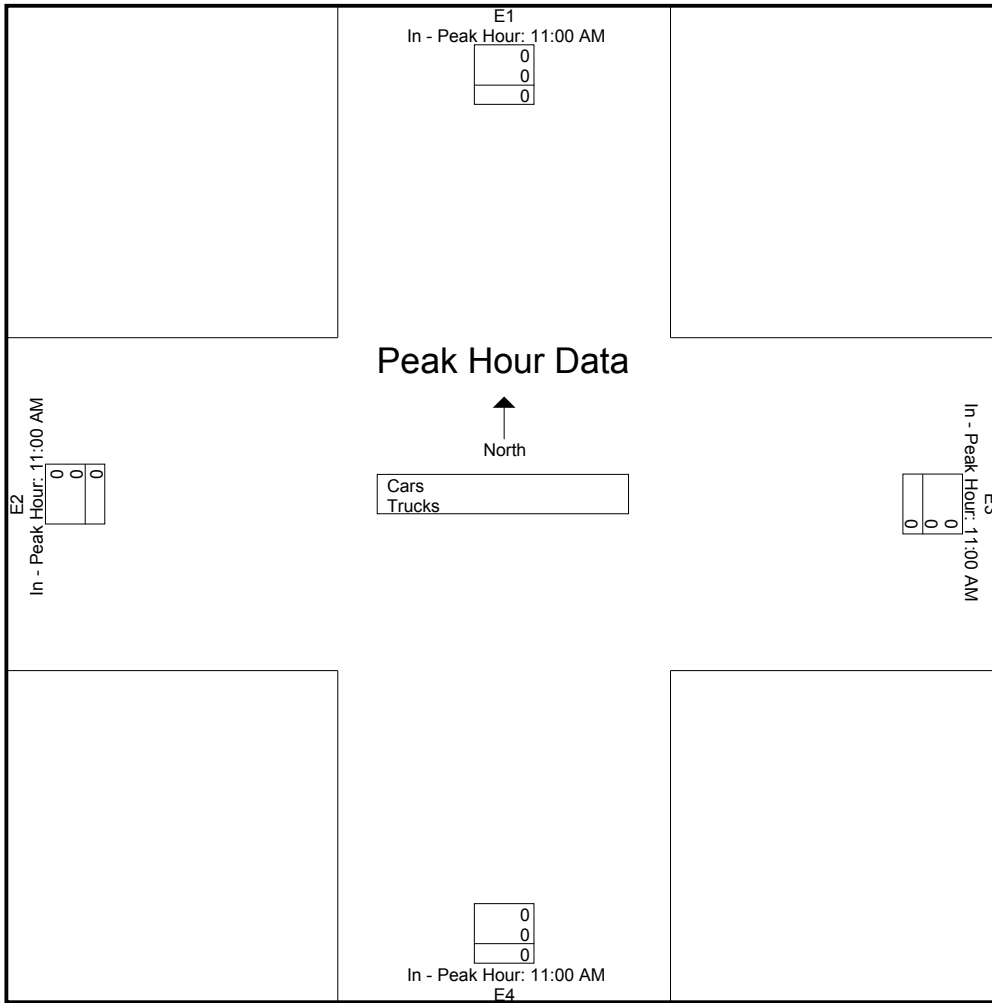
Peak Hour Analysis From 11:00 AM to 12:45 PM - Peak 1 of 1  
Peak Hour for Each Approach Begins at:

	11:00 AM	11:00 AM	11:00 AM	11:00 AM
+0 mins.	0	0	0	0
+15 mins.	0	0	0	0
+30 mins.	0	0	0	0
+45 mins.	0	0	0	0
Total Volume	0	0	0	0
% App. Total				
PHF	.000	.000	.000	.000
Cars	0	0	0	0
% Cars	0	0	0	0
Trucks	0	0	0	0
% Trucks	0	0	0	0

**Accurate Counts**  
978-664-2565

N/S Street : Ins & Outs  
E/W Street: Ames Street  
City/State : Cambridge, MA  
Weather : Cloudy

File Name : 0386000E  
Site Code : 0386000E  
Start Date : 5/15/2012  
Page No : 3



**Accurate Counts**  
978-664-2565

N/S Street : Ins & Outs  
E/W Street: Ames Street  
City/State : Cambridge, MA  
Weather : Cloudy

File Name : 0386000E  
Site Code : 0386000E  
Start Date : 5/15/2012  
Page No : 1

**Groups Printed- Cars**

Start Time	E1 From North		E3 From East		E4 From South		E2 From West		Exclu. Total	Inclu. Total	Int. Total
	Out	In	In	Out	Out	In	Out	In			
11:00 AM	4	5	7	1	0	0	0	0	17	0	17
11:15 AM	3	2	6	3	0	0	2	2	18	0	18
11:30 AM	3	7	2	4	0	0	1	0	17	0	17
11:45 AM	2	4	4	1	0	0	0	0	11	0	11
Total	12	18	19	9	0	0	3	2	63	0	63
12:00 PM	4	6	2	4	0	0	0	0	16	0	16
12:15 PM	15	8	5	1	0	0	0	0	29	0	29
12:30 PM	4	4	4	0	0	0	0	0	12	0	12
12:45 PM	10	4	4	3	0	1	0	0	22	0	22
Total	33	22	15	8	0	1	0	0	79	0	79
Grand Total	45	40	34	17	0	1	3	2	142	0	142
Apprch %											
Total %									100	0	

Start Time	From North	From East	From South	From West	Int. Total
11:00 AM	0	0	0	0	0
11:15 AM	0	0	0	0	0
11:30 AM	0	0	0	0	0
11:45 AM	0	0	0	0	0
Total Volume	0	0	0	0	0
% App. Total					
PHF	.000	.000	.000	.000	.000

Peak Hour Analysis From 11:00 AM to 12:45 PM - Peak 1 of 1

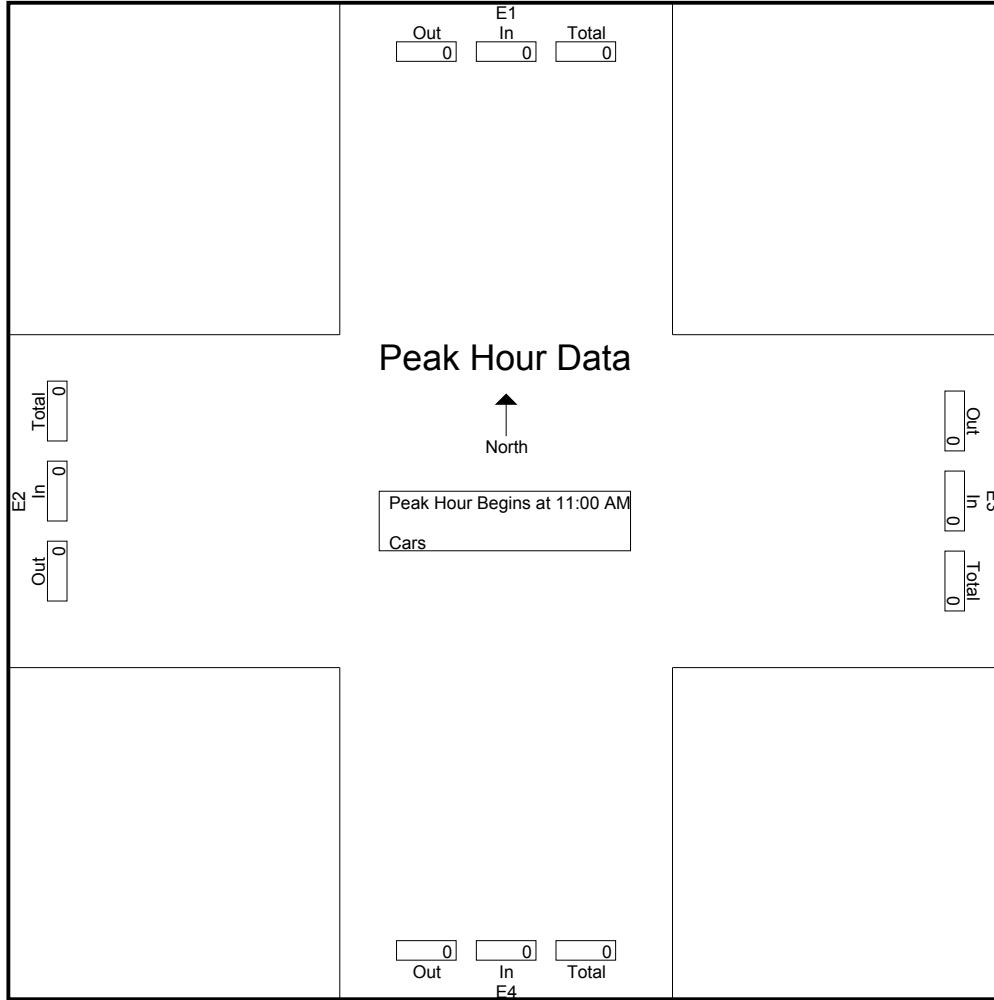
Peak Hour for Entire Intersection Begins at 11:00 AM



**Accurate Counts**  
978-664-2565

N/S Street : Ins & Outs  
E/W Street: Ames Street  
City/State : Cambridge, MA  
Weather : Cloudy

File Name : 0386000E  
Site Code : 0386000E  
Start Date : 5/15/2012  
Page No : 2



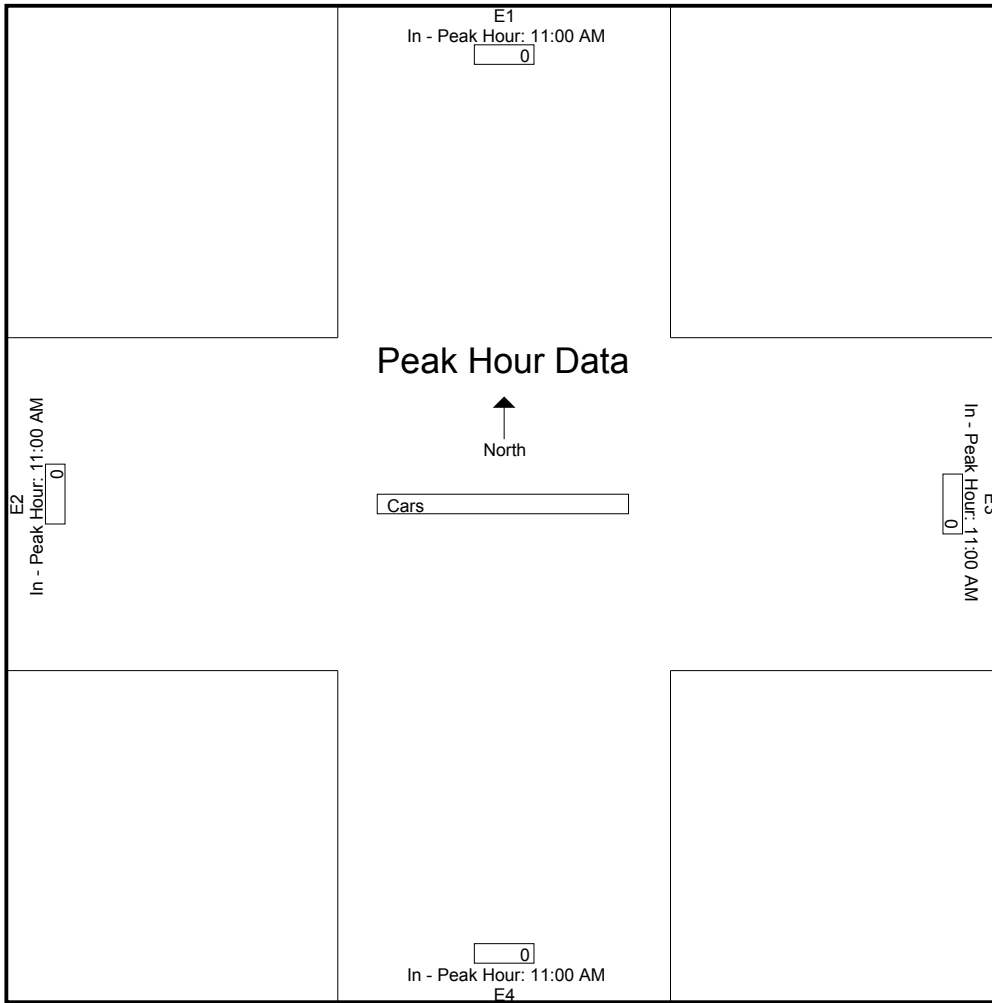
Peak Hour Analysis From 11:00 AM to 12:45 PM - Peak 1 of 1  
Peak Hour for Each Approach Begins at:

	11:00 AM	11:00 AM	11:00 AM	11:00 AM
+0 mins.	0	0	0	0
+15 mins.	0	0	0	0
+30 mins.	0	0	0	0
+45 mins.	0	0	0	0
Total Volume	0	0	0	0
% App. Total				
PHF	.000	.000	.000	.000

**Accurate Counts**  
978-664-2565

N/S Street : Ins & Outs  
E/W Street: Ames Street  
City/State : Cambridge, MA  
Weather : Cloudy

File Name : 0386000E  
Site Code : 0386000E  
Start Date : 5/15/2012  
Page No : 3



**Accurate Counts**  
978-664-2565

N/S Street : Ins & Outs  
E/W Street: Ames Street  
City/State : Cambridge, MA  
Weather : Cloudy

File Name : 0386000E  
Site Code : 0386000E  
Start Date : 5/15/2012  
Page No : 1

**Groups Printed- Trucks**

Start Time	E1 From North		E3 From East		E4 From South		E2 From West		Exclu. Total	Inclu. Total	Int. Total
	Out	In	In	Out	Out	In	Out	In			
11:00 AM	0	0	0	0	0	0	1	1	2	0	2
11:15 AM	0	0	0	0	1	0	3	0	4	0	4
11:30 AM	0	0	0	1	0	0	0	0	1	0	1
11:45 AM	0	0	0	0	1	1	0	0	2	0	2
Total	0	0	0	1	2	1	4	1	9	0	9
12:00 PM	0	0	0	0	0	0	1	2	3	0	3
12:15 PM	0	0	0	0	0	0	1	1	2	0	2
12:30 PM	0	0	0	0	0	0	2	2	4	0	4
12:45 PM	0	0	0	0	1	1	0	1	3	0	3
Total	0	0	0	0	1	1	4	6	12	0	12
Grand Total	0	0	0	1	3	2	8	7	21	0	21
Apprch %											
Total %									100	0	

Start Time	From North	From East	From South	From West	Int. Total
11:00 AM	0	0	0	0	0
11:15 AM	0	0	0	0	0
11:30 AM	0	0	0	0	0
11:45 AM	0	0	0	0	0
Total Volume	0	0	0	0	0
% App. Total					
PHF	.000	.000	.000	.000	.000

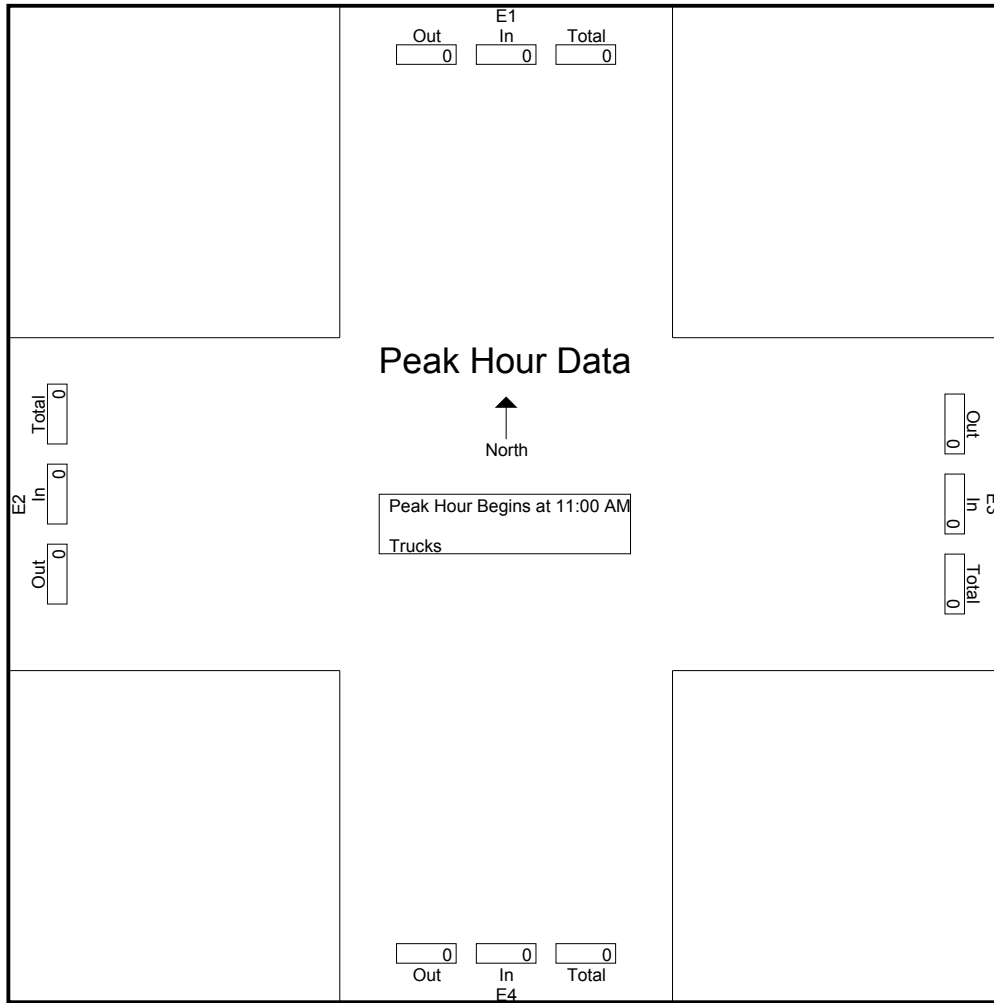
Peak Hour Analysis From 11:00 AM to 12:45 PM - Peak 1 of 1

Peak Hour for Entire Intersection Begins at 11:00 AM

**Accurate Counts**  
978-664-2565

N/S Street : Ins & Outs  
E/W Street: Ames Street  
City/State : Cambridge, MA  
Weather : Cloudy

File Name : 0386000E  
Site Code : 0386000E  
Start Date : 5/15/2012  
Page No : 2



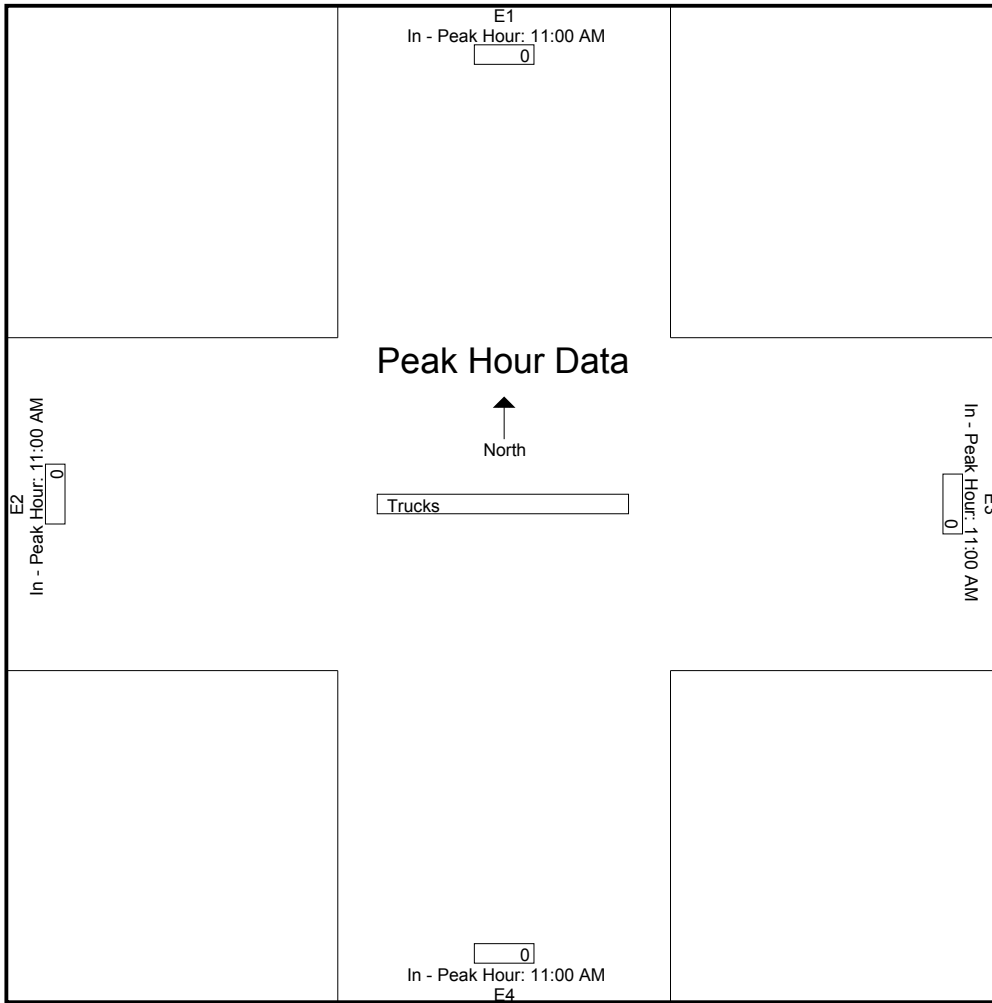
Peak Hour Analysis From 11:00 AM to 12:45 PM - Peak 1 of 1  
Peak Hour for Each Approach Begins at:

	11:00 AM	11:00 AM	11:00 AM	11:00 AM
+0 mins.	0	0	0	0
+15 mins.	0	0	0	0
+30 mins.	0	0	0	0
+45 mins.	0	0	0	0
Total Volume	0	0	0	0
% App. Total				
PHF	.000	.000	.000	.000

**Accurate Counts**  
978-664-2565

N/S Street : Ins & Outs  
E/W Street: Ames Street  
City/State : Cambridge, MA  
Weather : Cloudy

File Name : 0386000E  
Site Code : 0386000E  
Start Date : 5/15/2012  
Page No : 3



**Accurate Counts**  
978-664-2565

N/S Street : Ins & Outs  
E/W Street: Ames Street  
City/State : Cambridge, MA  
Weather : Cloudy

File Name : 0386000E  
Site Code : 0386000E  
Start Date : 5/15/2012  
Page No : 1

**Groups Printed- Cars - Trucks**

Start Time	E1 From North		E3 From East		E4 From South		E2 From West		Exclu. Total	Inclu. Total	Int. Total
	Out	In	In	Out	Out	In	Out	In			
04:00 PM	11	0	3	11	0	0	1	1	27	0	27
04:15 PM	9	0	1	14	1	1	0	1	27	0	27
04:30 PM	11	0	0	12	0	1	1	0	25	0	25
04:45 PM	16	0	5	14	1	0	1	1	38	0	38
Total	47	0	9	51	2	2	3	3	117	0	117
05:00 PM	17	0	1	11	0	0	0	0	29	0	29
05:15 PM	16	1	0	15	0	1	0	0	33	0	33
05:30 PM	17	0	7	13	0	0	0	1	38	0	38
05:45 PM	11	0	2	9	0	0	0	2	24	0	24
Total	61	1	10	48	0	1	0	3	124	0	124
Grand Total	108	1	19	99	2	3	3	6	241	0	241
Apprch %											
Total %									100	0	
Cars									0	0	239
% Cars	100	100	100	100	100	100	66.7	83.3	0	0	99.2
Trucks									0	0	2
% Trucks	0	0	0	0	0	0	33.3	16.7	0	0	0.8

Start Time	From North	From East	From South	From West	Int. Total
	App. Total	App. Total	App. Total	App. Total	

Peak Hour Analysis From 04:00 PM to 05:45 PM - Peak 1 of 1


Peak Hour for Entire Intersection Begins at 04:00 PM

04:00 PM	0	0	0	0	0
04:15 PM	0	0	0	0	0
04:30 PM	0	0	0	0	0
04:45 PM	0	0	0	0	0
Total Volume	0	0	0	0	0
% App. Total					
PHF	.000	.000	.000	.000	.000
Cars	0	0	0	0	0
% Cars	0	0	0	0	0
Trucks	0	0	0	0	0
% Trucks	0	0	0	0	0

**Accurate Counts**  
978-664-2565

N/S Street : Ins & Outs  
E/W Street: Ames Street  
City/State : Cambridge, MA  
Weather : Cloudy

File Name : 0386000E  
Site Code : 0386000E  
Start Date : 5/15/2012  
Page No : 2



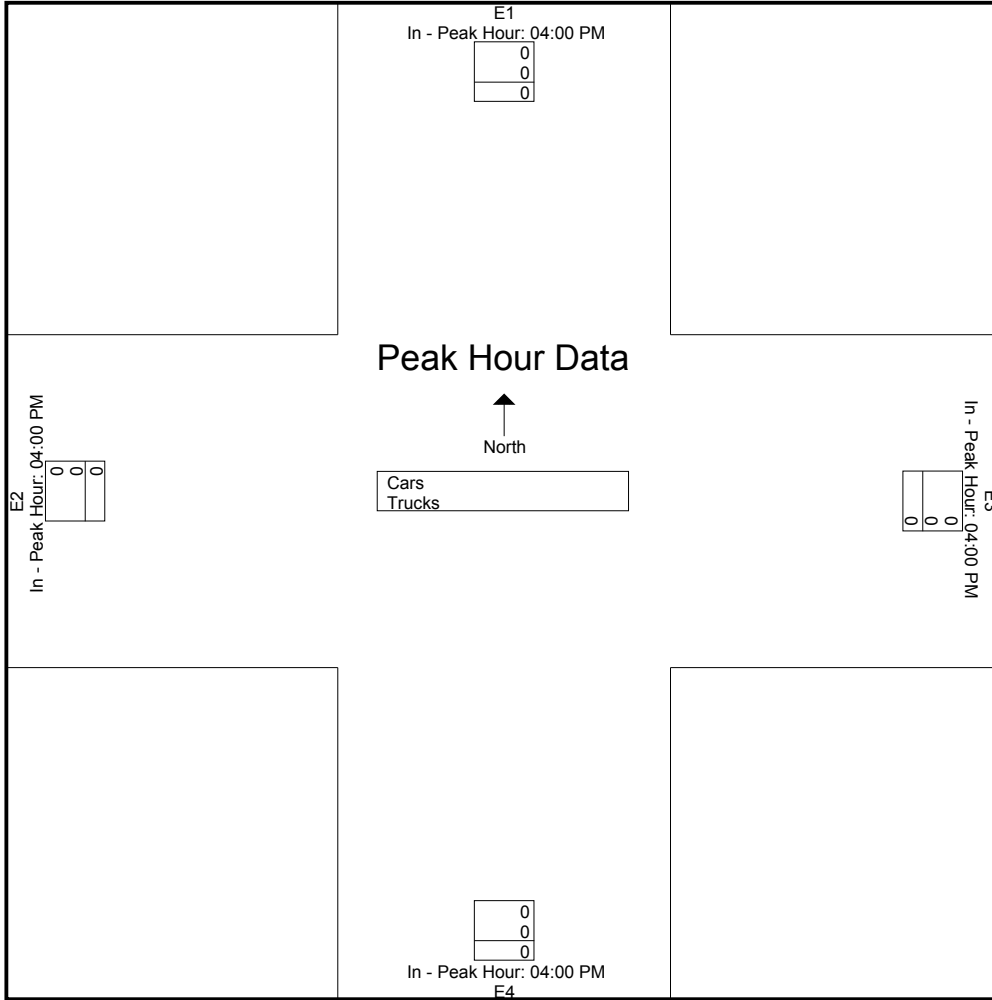
Peak Hour Analysis From 04:00 PM to 05:45 PM - Peak 1 of 1  
Peak Hour for Each Approach Begins at:

	04:00 PM	04:00 PM	04:00 PM	04:00 PM
+0 mins.	0	0	0	0
+15 mins.	0	0	0	0
+30 mins.	0	0	0	0
+45 mins.	0	0	0	0
Total Volume	0	0	0	0
% App. Total				
PHF	.000	.000	.000	.000
Cars	0	0	0	0
% Cars	0	0	0	0
Trucks	0	0	0	0
% Trucks	0	0	0	0

**Accurate Counts**  
978-664-2565

N/S Street : Ins & Outs  
E/W Street: Ames Street  
City/State : Cambridge, MA  
Weather : Cloudy

File Name : 0386000E  
Site Code : 0386000E  
Start Date : 5/15/2012  
Page No : 3





**Accurate Counts**  
978-664-2565

N/S Street : Ins & Outs  
E/W Street: Ames Street  
City/State : Cambridge, MA  
Weather : Cloudy

File Name : 0386000E  
Site Code : 0386000E  
Start Date : 5/15/2012  
Page No : 1

**Groups Printed- Cars**

Start Time	E1 From North		E3 From East		E4 From South		E2 From West		Exclu. Total	Inclu. Total	Int. Total
	Out	In	In	Out	Out	In	Out	In			
04:00 PM	11	0	3	11	0	0	1	1	27	0	27
04:15 PM	9	0	1	14	1	1	0	0	26	0	26
04:30 PM	11	0	0	12	0	1	0	0	24	0	24
04:45 PM	16	0	5	14	1	0	1	1	38	0	38
Total	47	0	9	51	2	2	2	2	115	0	115
05:00 PM	17	0	1	11	0	0	0	0	29	0	29
05:15 PM	16	1	0	15	0	1	0	0	33	0	33
05:30 PM	17	0	7	13	0	0	0	1	38	0	38
05:45 PM	11	0	2	9	0	0	0	2	24	0	24
Total	61	1	10	48	0	1	0	3	124	0	124
Grand Total	108	1	19	99	2	3	2	5	239	0	239
Apprch %											
Total %									100	0	

Start Time	From North	From East	From South	From West	Int. Total
04:00 PM	0	0	0	0	0
04:15 PM	0	0	0	0	0
04:30 PM	0	0	0	0	0
04:45 PM	0	0	0	0	0
Total Volume	0	0	0	0	0
% App. Total					
PHF	.000	.000	.000	.000	.000

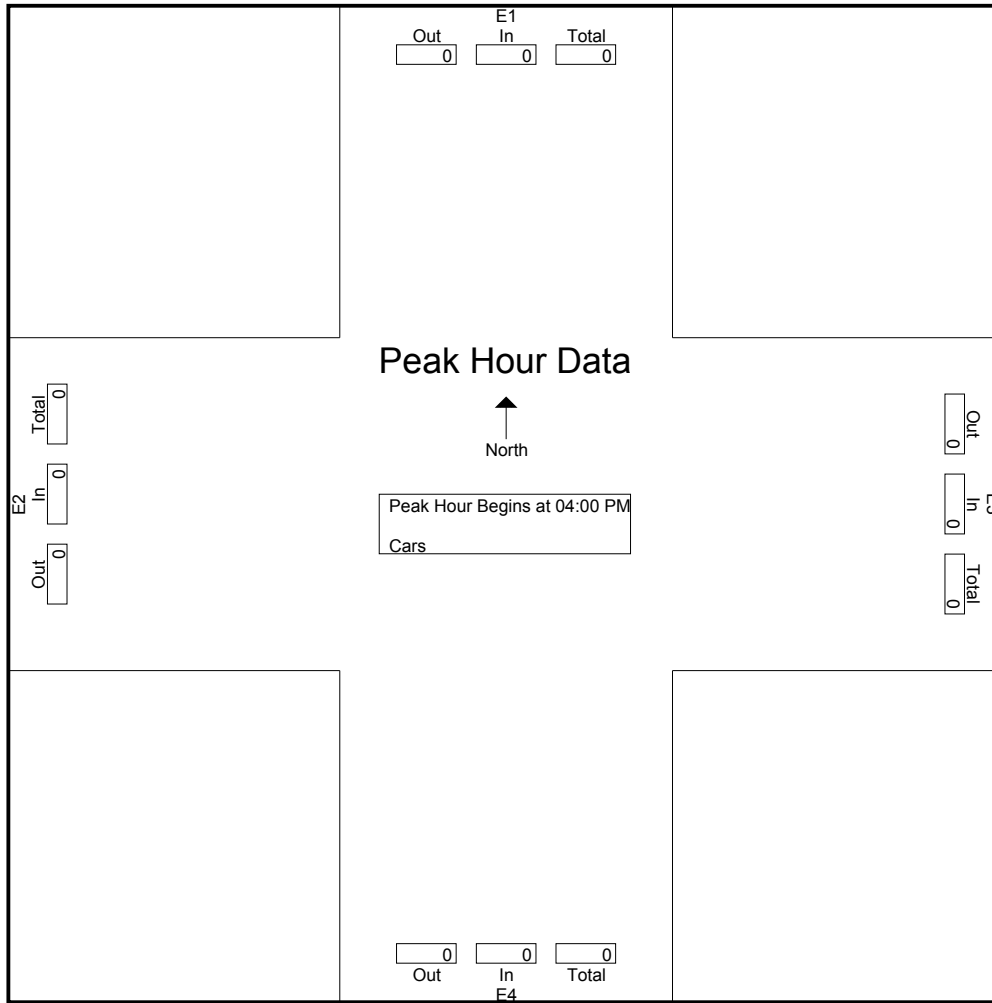
Peak Hour Analysis From 04:00 PM to 05:45 PM - Peak 1 of 1

Peak Hour for Entire Intersection Begins at 04:00 PM

**Accurate Counts**  
978-664-2565

N/S Street : Ins & Outs  
E/W Street: Ames Street  
City/State : Cambridge, MA  
Weather : Cloudy

File Name : 0386000E  
Site Code : 0386000E  
Start Date : 5/15/2012  
Page No : 2



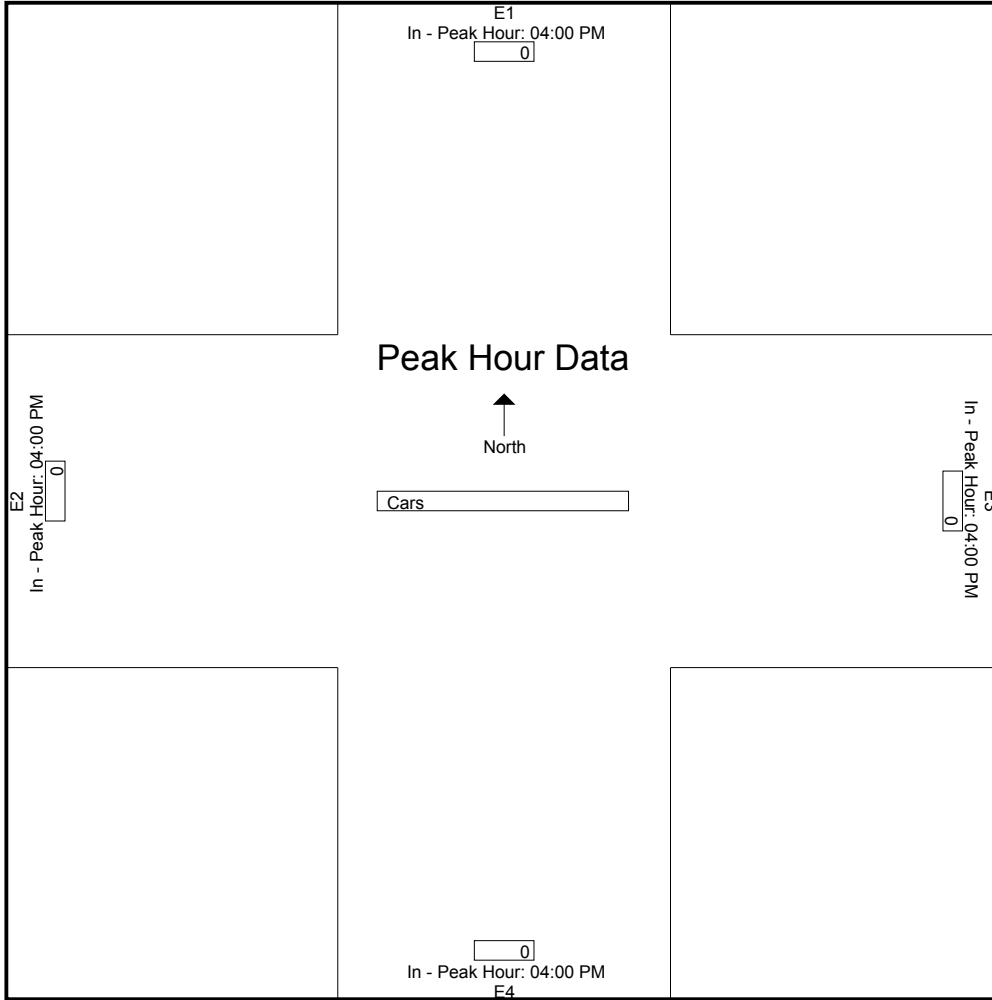
Peak Hour Analysis From 04:00 PM to 05:45 PM - Peak 1 of 1  
Peak Hour for Each Approach Begins at:

	04:00 PM	04:00 PM	04:00 PM	04:00 PM
+0 mins.	0	0	0	0
+15 mins.	0	0	0	0
+30 mins.	0	0	0	0
+45 mins.	0	0	0	0
Total Volume	0	0	0	0
% App. Total				
PHF	.000	.000	.000	.000

**Accurate Counts**  
978-664-2565

N/S Street : Ins & Outs  
E/W Street: Ames Street  
City/State : Cambridge, MA  
Weather : Cloudy

File Name : 0386000E  
Site Code : 0386000E  
Start Date : 5/15/2012  
Page No : 3



**Accurate Counts**  
978-664-2565

N/S Street : Ins & Outs  
E/W Street: Ames Street  
City/State : Cambridge, MA  
Weather : Cloudy

File Name : 0386000E  
Site Code : 0386000E  
Start Date : 5/15/2012  
Page No : 1

**Groups Printed- Trucks**

Start Time	E1 From North		E3 From East		E4 From South		E2 From West		Exclu. Total	Inclu. Total	Int. Total
	Out	In	In	Out	Out	In	Out	In			
04:00 PM	0	0	0	0	0	0	0	0	0	0	0
04:15 PM	0	0	0	0	0	0	0	1	1	0	1
04:30 PM	0	0	0	0	0	0	1	0	1	0	1
04:45 PM	0	0	0	0	0	0	0	0	0	0	0
Total	0	0	0	0	0	0	1	1	2	0	2
05:00 PM	0	0	0	0	0	0	0	0	0	0	0
05:15 PM	0	0	0	0	0	0	0	0	0	0	0
05:30 PM	0	0	0	0	0	0	0	0	0	0	0
05:45 PM	0	0	0	0	0	0	0	0	0	0	0
Total	0	0	0	0	0	0	0	0	0	0	0
Grand Total	0	0	0	0	0	0	1	1	2	0	2
Apprch %											
Total %									100	0	

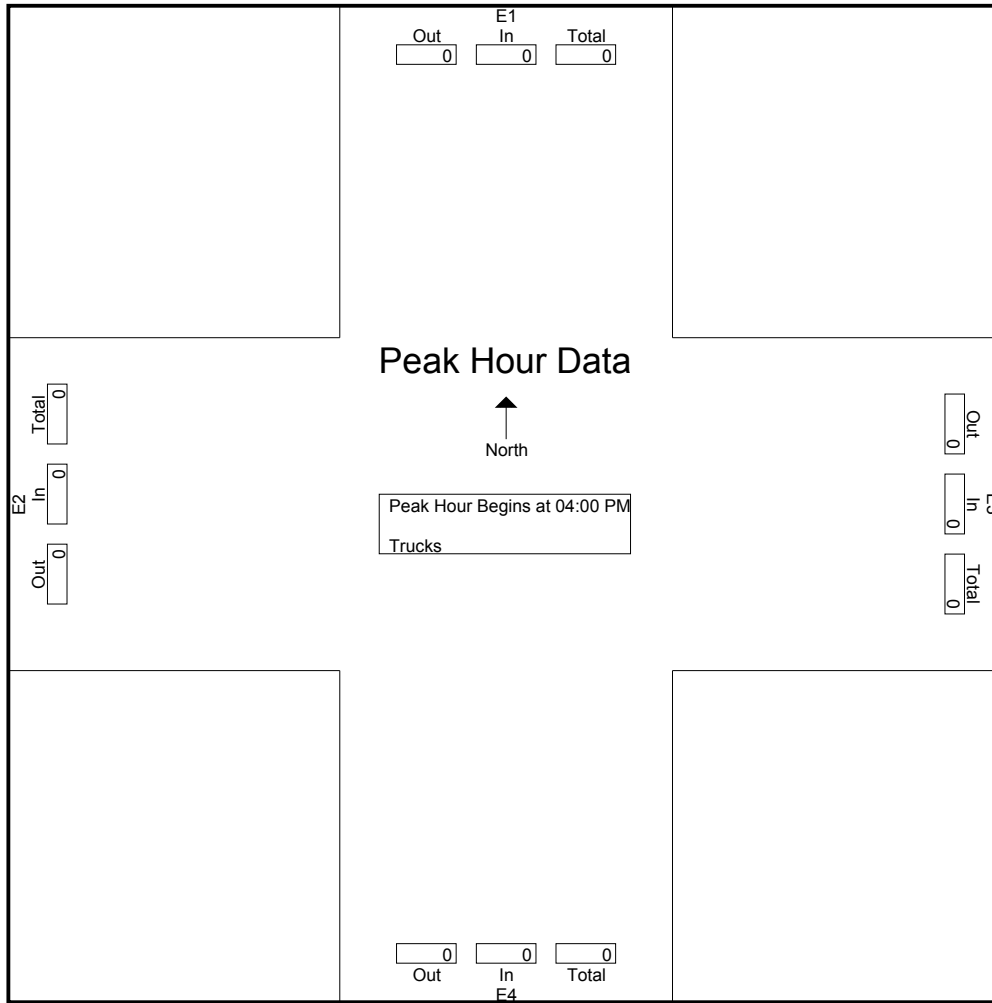
Start Time	From North	From East	From South	From West	Int. Total
	App. Total	App. Total	App. Total	App. Total	
04:00 PM	0	0	0	0	0
04:15 PM	0	0	0	0	0
04:30 PM	0	0	0	0	0
04:45 PM	0	0	0	0	0
Total Volume	0	0	0	0	0
% App. Total					
PHF	.000	.000	.000	.000	.000

Peak Hour Analysis From 04:00 PM to 05:45 PM - Peak 1 of 1  
Peak Hour for Entire Intersection Begins at 04:00 PM

**Accurate Counts**  
978-664-2565

N/S Street : Ins & Outs  
E/W Street: Ames Street  
City/State : Cambridge, MA  
Weather : Cloudy

File Name : 0386000E  
Site Code : 0386000E  
Start Date : 5/15/2012  
Page No : 2



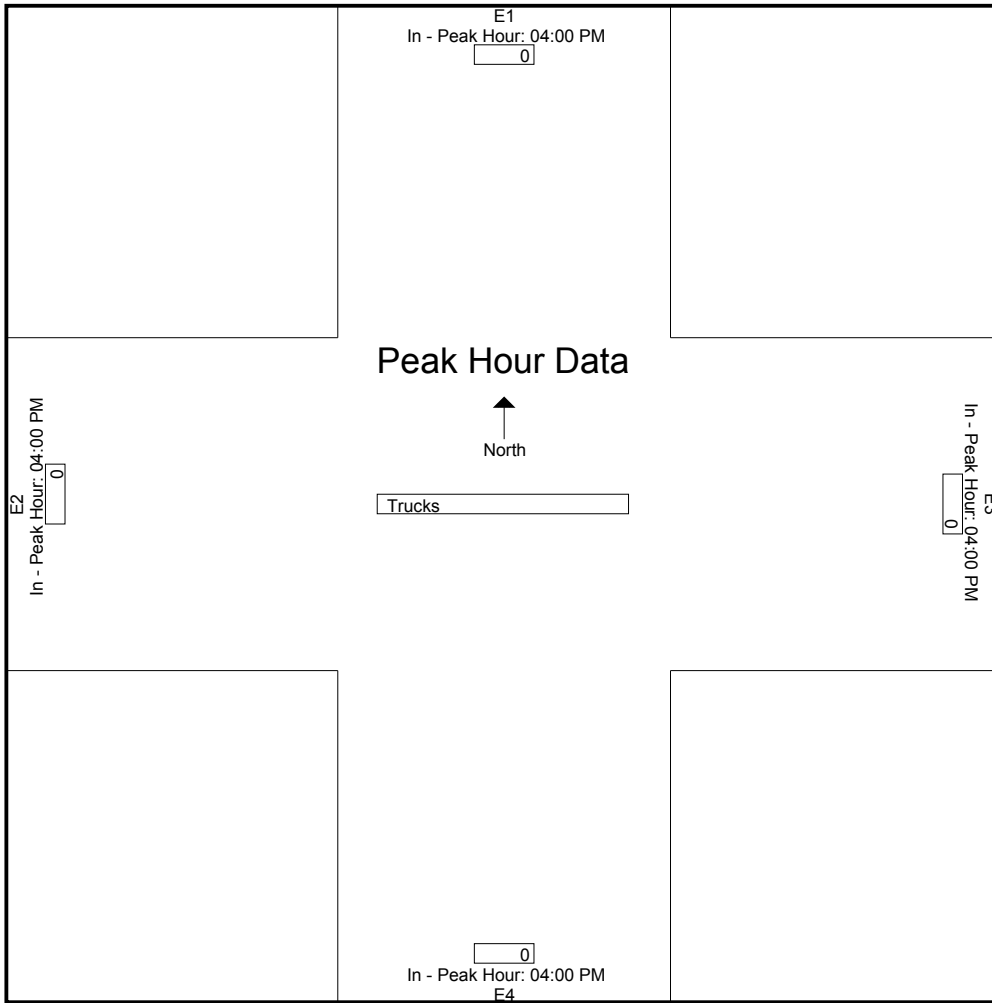
Peak Hour Analysis From 04:00 PM to 05:45 PM - Peak 1 of 1  
Peak Hour for Each Approach Begins at:

	04:00 PM	04:00 PM	04:00 PM	04:00 PM
+0 mins.	0	0	0	0
+15 mins.	0	0	0	0
+30 mins.	0	0	0	0
+45 mins.	0	0	0	0
Total Volume	0	0	0	0
% App. Total				
PHF	.000	.000	.000	.000

**Accurate Counts**  
978-664-2565

N/S Street : Ins & Outs  
E/W Street: Ames Street  
City/State : Cambridge, MA  
Weather : Cloudy

File Name : 0386000E  
Site Code : 0386000E  
Start Date : 5/15/2012  
Page No : 3



**Accurate Counts**  
978-664-2565

N/S Street : Ins & Outs  
E/W Street: Broadway 'F'  
City/State : Cambridge, MA  
Weather : Cloudy

File Name : 0386000F  
Site Code : 0386000F  
Start Date : 5/15/2012  
Page No : 1

**Groups Printed- Cars - Trucks**

	F1 From North		F2 From East		F3 From South		F4 From West		Exclu. Total	Inclu. Total	Int. Total
	Out	In	Out	In	Out	In	Out	In			
Start Time											
07:00 AM	8	9	1	0	1	4	0	4	27	0	27
07:15 AM	15	10	1	1	0	6	2	5	40	0	40
07:30 AM	15	18	0	0	4	3	1	12	53	0	53
07:45 AM	8	9	0	0	3	6	0	13	39	0	39
Total	46	46	2	1	8	19	3	34	159	0	159
08:00 AM	10	9	0	0	7	0	0	13	39	0	39
08:15 AM	8	8	0	0	3	2	3	21	45	0	45
08:30 AM	8	7	1	0	1	3	1	19	40	0	40
08:45 AM	6	9	0	0	2	5	1	17	40	0	40
Total	32	33	1	0	13	10	5	70	164	0	164
Grand Total	78	79	3	1	21	29	8	104	323	0	323
Apprch %											
Total %									100	0	
Cars									0	0	290
% Cars	100	100	100	100	28.6	37.9	100	100	0	0	89.8
Trucks									0	0	33
% Trucks	0	0	0	0	71.4	62.1	0	0	0	0	10.2

	From North	From East	From South	From West	
Start Time	App. Total	App. Total	App. Total	App. Total	Int. Total

Peak Hour Analysis From 07:00 AM to 08:45 AM - Peak 1 of 1


Peak Hour for Entire Intersection Begins at 07:00 AM

07:00 AM	0	0	0	0	0
07:15 AM	0	0	0	0	0
07:30 AM	0	0	0	0	0
07:45 AM	0	0	0	0	0
Total Volume	0	0	0	0	0
% App. Total					
PHF	.000	.000	.000	.000	.000
Cars	0	0	0	0	0
% Cars	0	0	0	0	0
Trucks	0	0	0	0	0
% Trucks	0	0	0	0	0

**Accurate Counts**  
978-664-2565

File Name : 0386000F  
Site Code : 0386000F  
Start Date : 5/15/2012  
Page No : 2

N/S Street : Ins & Outs  
E/W Street: Broadway 'F'  
City/State : Cambridge, MA  
Weather : Cloudy



Peak Hour Analysis From 07:00 AM to 08:45 AM - Peak 1 of 1  
Peak Hour for Each Approach Begins at:

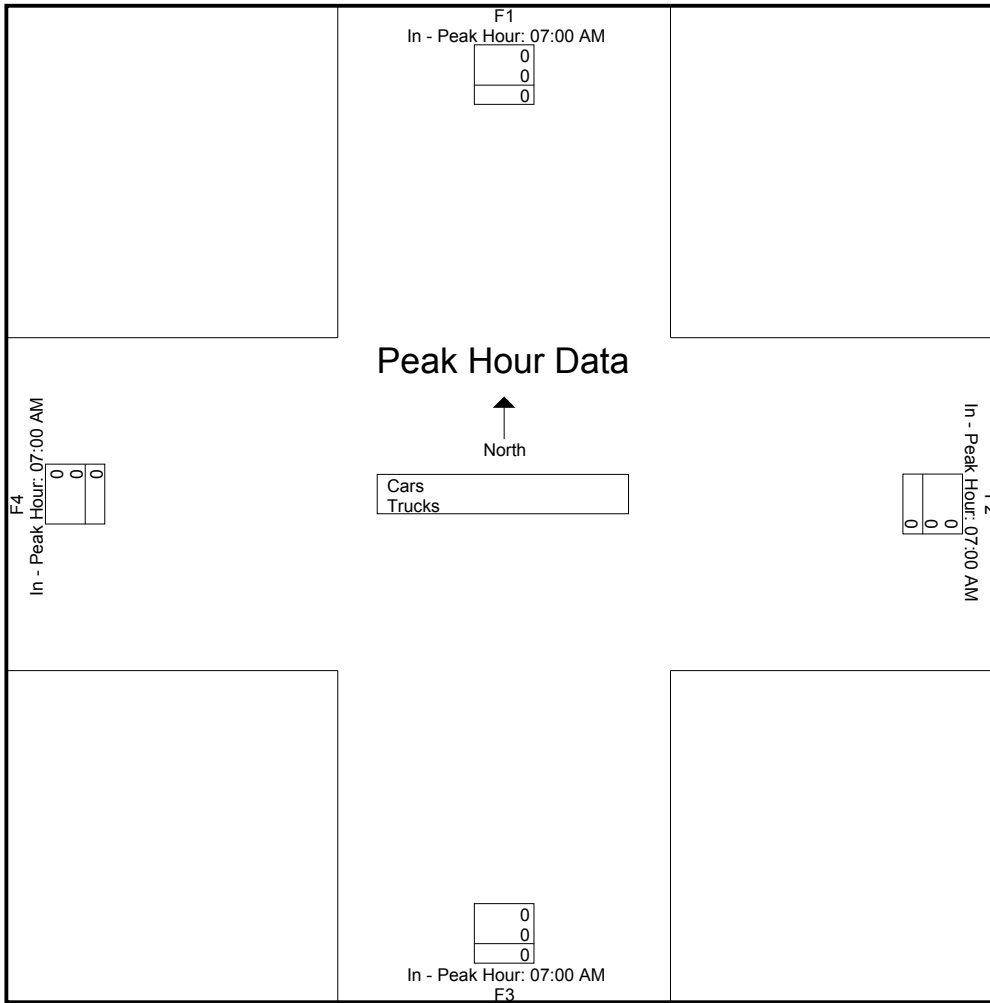
	07:00 AM	07:00 AM	07:00 AM	07:00 AM
+0 mins.	0	0	0	0
+15 mins.	0	0	0	0
+30 mins.	0	0	0	0
+45 mins.	0	0	0	0
Total Volume	0	0	0	0
% App. Total				
PHF	.000	.000	.000	.000
Cars	0	0	0	0
% Cars	0	0	0	0
Trucks	0	0	0	0
% Trucks	0	0	0	0



Accurate Counts  
978-664-2565

File Name : 0386000F  
Site Code : 0386000F  
Start Date : 5/15/2012  
Page No : 3

N/S Street : Ins & Outs  
E/W Street: Broadway 'F'  
City/State : Cambridge, MA  
Weather : Cloudy



**Accurate Counts**  
978-664-2565

N/S Street : Ins & Outs  
E/W Street: Broadway 'F'  
City/State : Cambridge, MA  
Weather : Cloudy

File Name : 0386000F  
Site Code : 0386000F  
Start Date : 5/15/2012  
Page No : 1

**Groups Printed- Cars**

Start Time	F1 From North		F2 From East		F3 From South		F4 From West		Exclu. Total	Inclu. Total	Int. Total
	Out	In	Out	In	Out	In	Out	In			
07:00 AM	8	9	1	0	1	3	0	4	26	0	26
07:15 AM	15	10	1	1	0	1	2	5	35	0	35
07:30 AM	15	18	0	0	1	0	1	12	47	0	47
07:45 AM	8	9	0	0	1	2	0	13	33	0	33
Total	46	46	2	1	3	6	3	34	141	0	141
08:00 AM	10	9	0	0	3	0	0	13	35	0	35
08:15 AM	8	8	0	0	0	1	3	21	41	0	41
08:30 AM	8	7	1	0	0	2	1	19	38	0	38
08:45 AM	6	9	0	0	0	2	1	17	35	0	35
Total	32	33	1	0	3	5	5	70	149	0	149
Grand Total	78	79	3	1	6	11	8	104	290	0	290
Apprch %											
Total %									100	0	

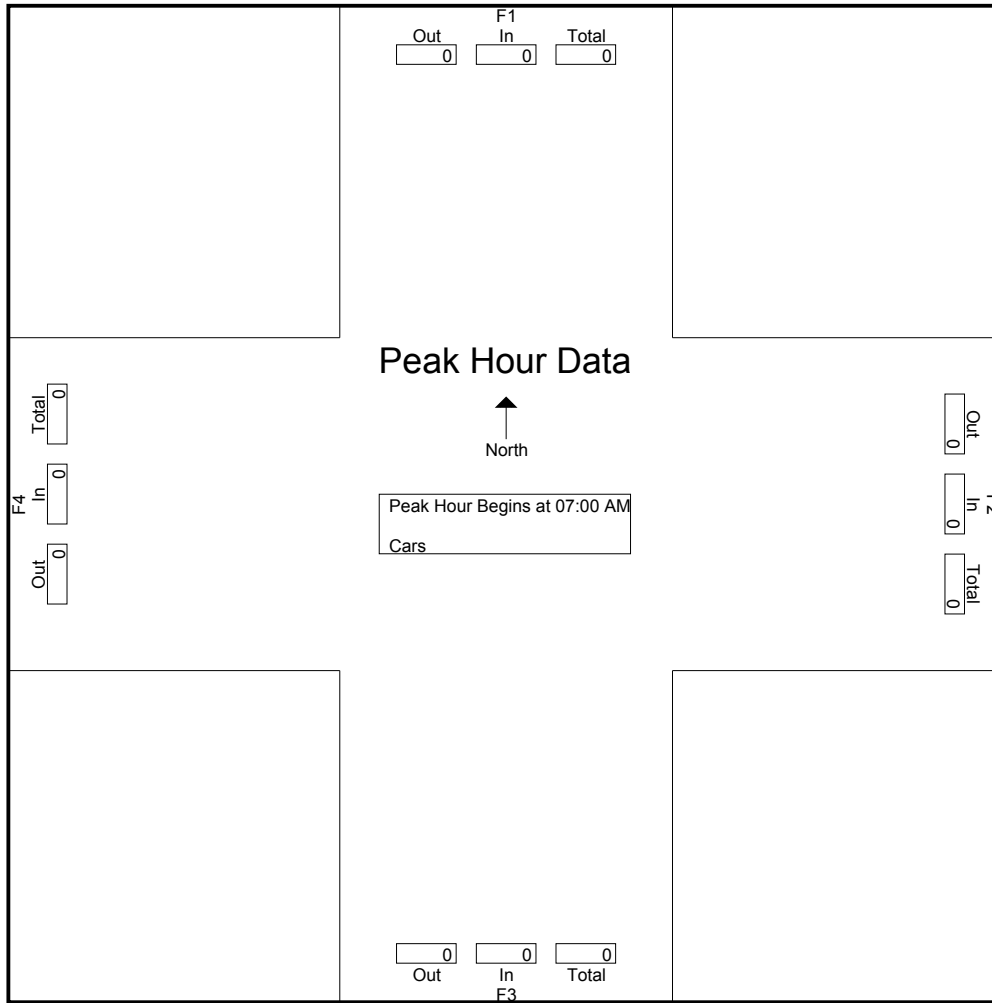
Start Time	From North	From East	From South	From West	Int. Total
07:00 AM	0	0	0	0	0
07:15 AM	0	0	0	0	0
07:30 AM	0	0	0	0	0
07:45 AM	0	0	0	0	0
Total Volume	0	0	0	0	0
% App. Total					
PHF	.000	.000	.000	.000	.000

Peak Hour Analysis From 07:00 AM to 08:45 AM - Peak 1 of 1  
Peak Hour for Entire Intersection Begins at 07:00 AM

**Accurate Counts**  
978-664-2565

N/S Street : Ins & Outs  
E/W Street: Broadway 'F'  
City/State : Cambridge, MA  
Weather : Cloudy

File Name : 0386000F  
Site Code : 0386000F  
Start Date : 5/15/2012  
Page No : 2



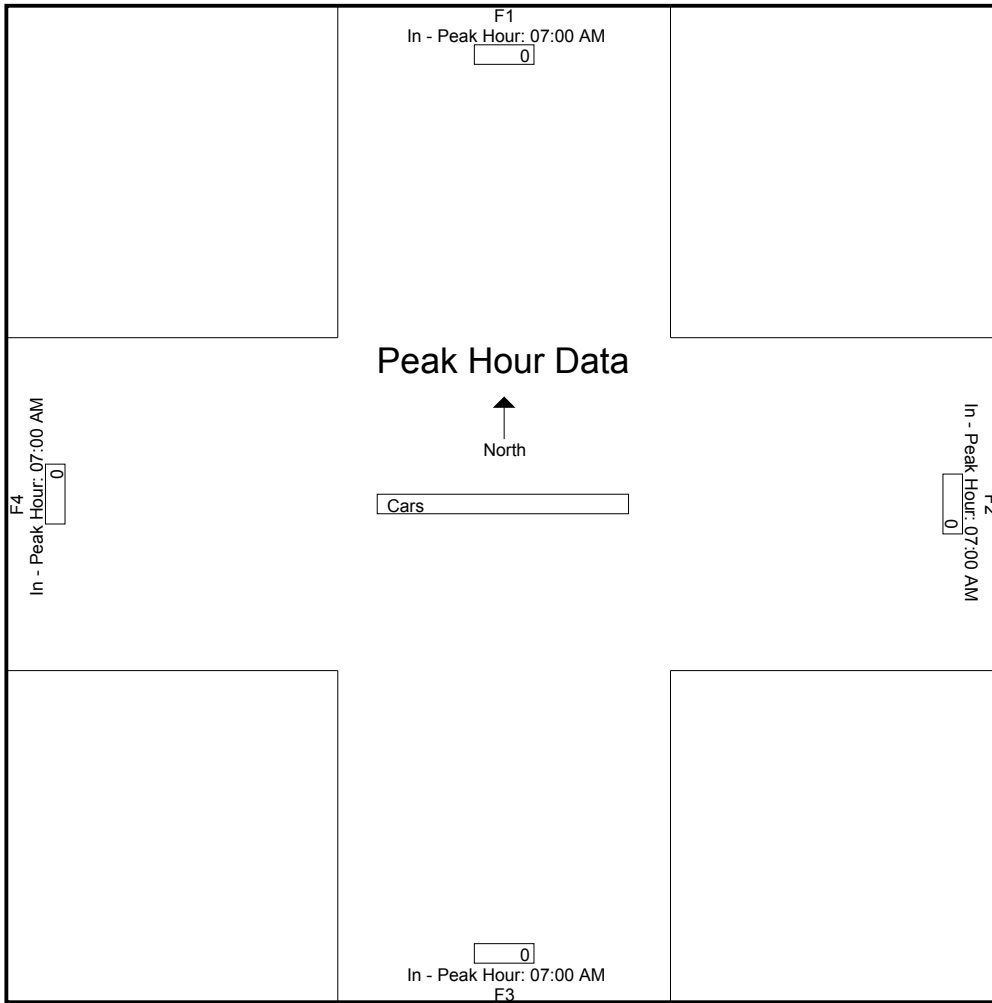
Peak Hour Analysis From 07:00 AM to 08:45 AM - Peak 1 of 1  
Peak Hour for Each Approach Begins at:

	07:00 AM	07:00 AM	07:00 AM	07:00 AM
+0 mins.	0	0	0	0
+15 mins.	0	0	0	0
+30 mins.	0	0	0	0
+45 mins.	0	0	0	0
Total Volume	0	0	0	0
% App. Total				
PHF	.000	.000	.000	.000

**Accurate Counts**  
978-664-2565

File Name : 0386000F  
Site Code : 0386000F  
Start Date : 5/15/2012  
Page No : 3

N/S Street : Ins & Outs  
E/W Street: Broadway 'F'  
City/State : Cambridge, MA  
Weather : Cloudy



**Accurate Counts**  
978-664-2565

N/S Street : Ins & Outs  
E/W Street: Broadway 'F'  
City/State : Cambridge, MA  
Weather : Cloudy

File Name : 0386000F  
Site Code : 0386000F  
Start Date : 5/15/2012  
Page No : 1

**Groups Printed- Trucks**

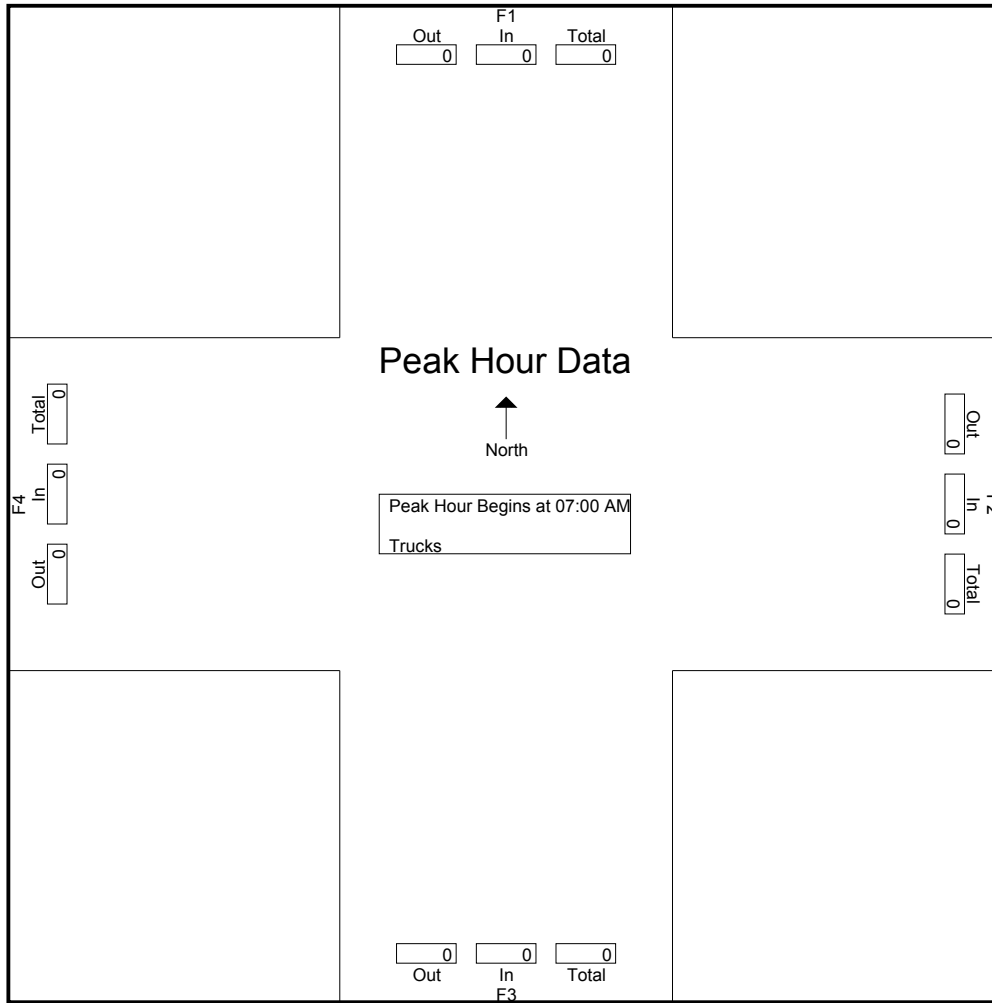
Start Time	F1 From North		F2 From East		F3 From South		F4 From West		Exclu. Total	Inclu. Total	Int. Total
	Out	In	Out	In	Out	In	Out	In			
07:00 AM	0	0	0	0	0	1	0	0	1	0	1
07:15 AM	0	0	0	0	0	5	0	0	5	0	5
07:30 AM	0	0	0	0	3	3	0	0	6	0	6
07:45 AM	0	0	0	0	2	4	0	0	6	0	6
Total	0	0	0	0	5	13	0	0	18	0	18
08:00 AM	0	0	0	0	4	0	0	0	4	0	4
08:15 AM	0	0	0	0	3	1	0	0	4	0	4
08:30 AM	0	0	0	0	1	1	0	0	2	0	2
08:45 AM	0	0	0	0	2	3	0	0	5	0	5
Total	0	0	0	0	10	5	0	0	15	0	15
Grand Total	0	0	0	0	15	18	0	0	33	0	33
Apprch %											
Total %									100	0	

Start Time	From North	From East	From South	From West	Int. Total
	App. Total	App. Total	App. Total	App. Total	
Peak Hour Analysis From 07:00 AM to 08:45 AM - Peak 1 of 1					
Peak Hour for Entire Intersection Begins at 07:00 AM					
07:00 AM	0	0	0	0	0
07:15 AM	0	0	0	0	0
07:30 AM	0	0	0	0	0
07:45 AM	0	0	0	0	0
Total Volume	0	0	0	0	0
% App. Total					
PHF	.000	.000	.000	.000	.000

**Accurate Counts**  
978-664-2565

File Name : 0386000F  
Site Code : 0386000F  
Start Date : 5/15/2012  
Page No : 2

N/S Street : Ins & Outs  
E/W Street: Broadway 'F'  
City/State : Cambridge, MA  
Weather : Cloudy



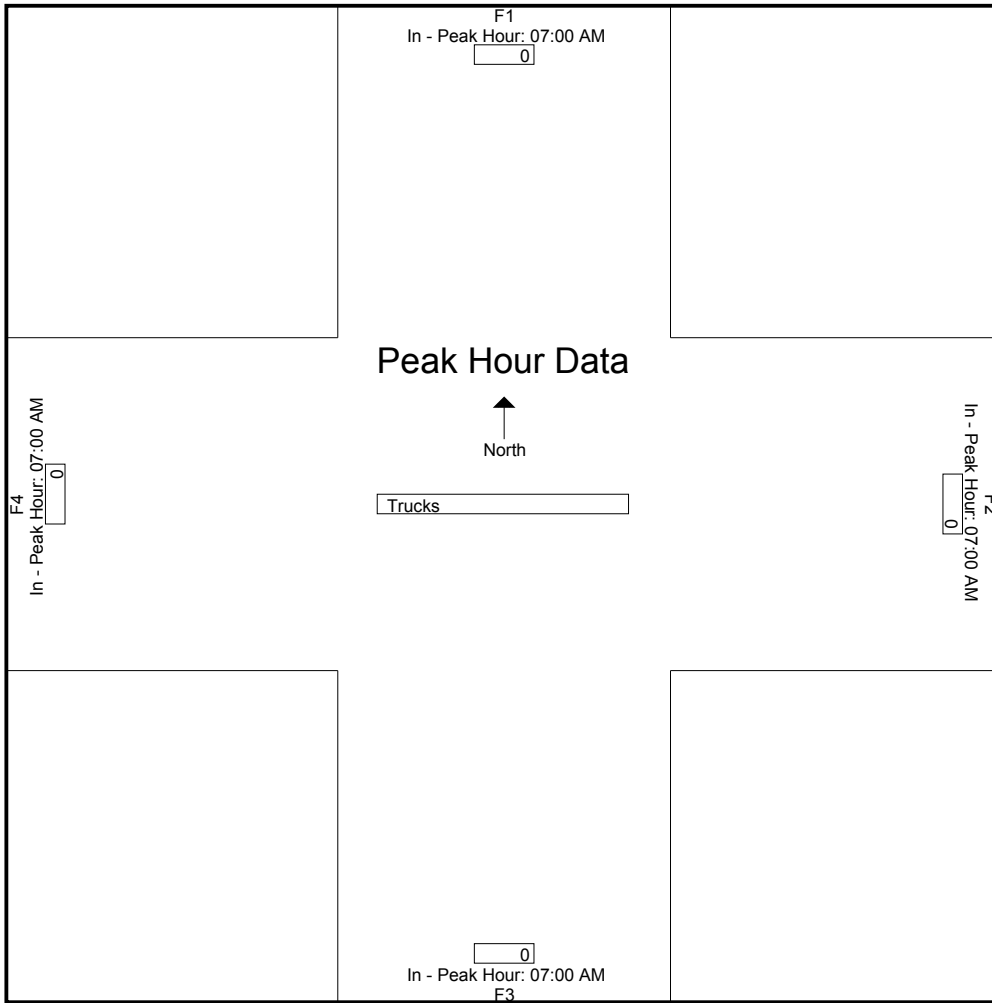
Peak Hour Analysis From 07:00 AM to 08:45 AM - Peak 1 of 1  
Peak Hour for Each Approach Begins at:

	07:00 AM	07:00 AM	07:00 AM	07:00 AM
+0 mins.	0	0	0	0
+15 mins.	0	0	0	0
+30 mins.	0	0	0	0
+45 mins.	0	0	0	0
Total Volume	0	0	0	0
% App. Total				
PHF	.000	.000	.000	.000

**Accurate Counts**  
978-664-2565

File Name : 0386000F  
Site Code : 0386000F  
Start Date : 5/15/2012  
Page No : 3

N/S Street : Ins & Outs  
E/W Street: Broadway 'F'  
City/State : Cambridge, MA  
Weather : Cloudy



**Accurate Counts**  
978-664-2565

N/S Street : Ins & Outs  
E/W Street: Broadway 'F'  
City/State : Cambridge, MA  
Weather : Cloudy

File Name : 0386000F  
Site Code : 0386000F  
Start Date : 5/15/2012  
Page No : 1

**Groups Printed- Cars - Trucks**

Start Time	F1 From North		F2 From East		F3 From South		F4 From West		Exclu. Total	Inclu. Total	Int. Total
	Out	In	Out	In	Out	In	Out	In			
11:00 AM	4	5	0	0	3	2	0	9	23	0	23
11:15 AM	3	5	0	0	4	2	1	7	22	0	22
11:30 AM	5	6	0	0	0	2	1	7	21	0	21
11:45 AM	7	6	0	0	1	1	0	6	21	0	21
Total	19	22	0	0	8	7	2	29	87	0	87
12:00 PM	12	12	0	0	2	1	1	7	35	0	35
12:15 PM	3	4	0	0	2	2	0	6	17	0	17
12:30 PM	6	6	0	0	0	0	0	1	13	0	13
12:45 PM	6	7	0	0	0	1	1	0	15	0	15
Total	27	29	0	0	4	4	2	14	80	0	80
Grand Total	46	51	0	0	12	11	4	43	167	0	167
Apprch %											
Total %									100	0	
Cars									0	0	151
% Cars	100	100	0	0	33.3	27.3	100	100	0	0	90.4
Trucks									0	0	16
% Trucks	0	0	0	0	66.7	72.7	0	0	0	0	9.6

Start Time	From North		From East		From South		From West		Int. Total
	App. Total	App. Total	App. Total	App. Total	App. Total	App. Total	App. Total		

Peak Hour Analysis From 11:00 AM to 12:45 PM - Peak 1 of 1

Peak Hour for Entire Intersection Begins at 11:00 AM


11:00 AM	0	0	0	0	0
11:15 AM	0	0	0	0	0
11:30 AM	0	0	0	0	0
11:45 AM	0	0	0	0	0
Total Volume	0	0	0	0	0
% App. Total					
PHF	.000	.000	.000	.000	.000
Cars	0	0	0	0	0
% Cars	0	0	0	0	0
Trucks	0	0	0	0	0
% Trucks	0	0	0	0	0



**Accurate Counts**  
978-664-2565

N/S Street : Ins & Outs  
E/W Street: Broadway 'F'  
City/State : Cambridge, MA  
Weather : Cloudy

File Name : 0386000F  
Site Code : 0386000F  
Start Date : 5/15/2012  
Page No : 2



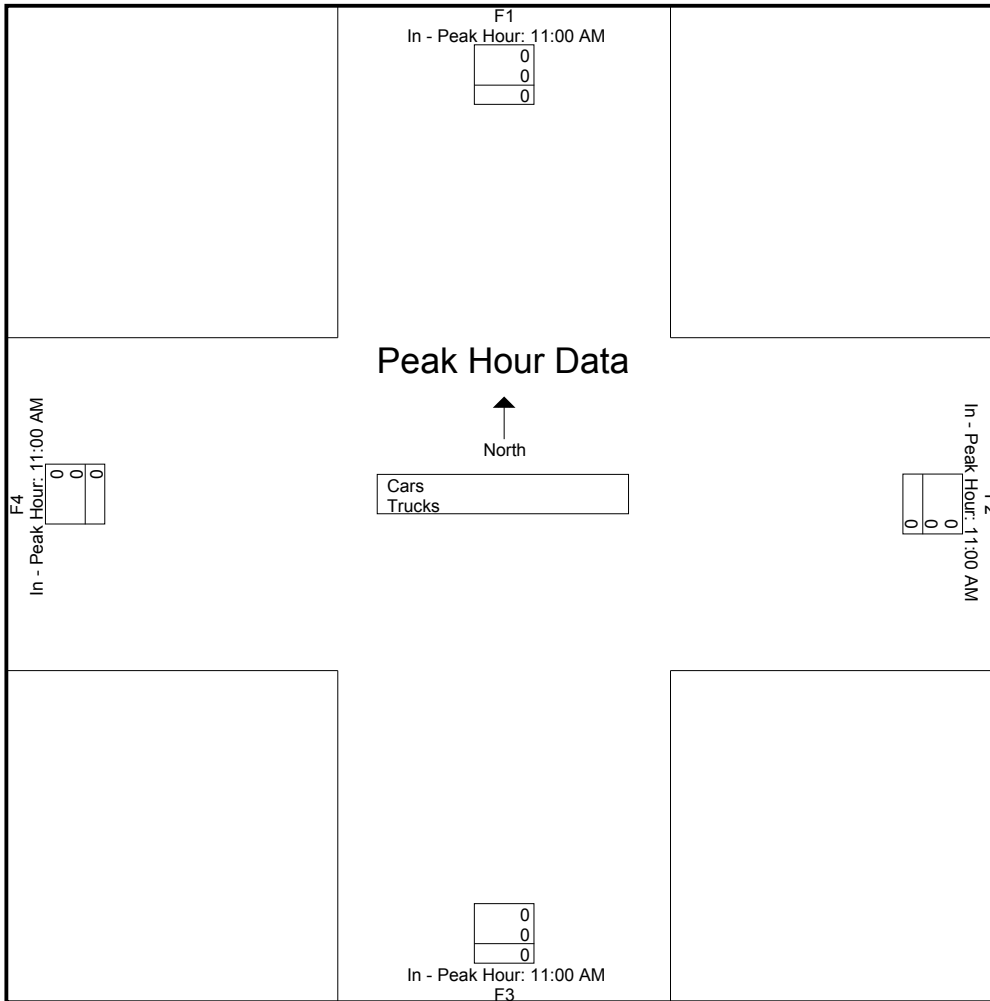
Peak Hour Analysis From 11:00 AM to 12:45 PM - Peak 1 of 1  
Peak Hour for Each Approach Begins at:

	11:00 AM	11:00 AM	11:00 AM	11:00 AM
+0 mins.	0	0	0	0
+15 mins.	0	0	0	0
+30 mins.	0	0	0	0
+45 mins.	0	0	0	0
Total Volume	0	0	0	0
% App. Total				
PHF	.000	.000	.000	.000
Cars	0	0	0	0
% Cars	0	0	0	0
Trucks	0	0	0	0
% Trucks	0	0	0	0

**Accurate Counts**  
978-664-2565

N/S Street : Ins & Outs  
E/W Street: Broadway 'F'  
City/State : Cambridge, MA  
Weather : Cloudy

File Name : 0386000F  
Site Code : 0386000F  
Start Date : 5/15/2012  
Page No : 3



**Accurate Counts**  
978-664-2565

N/S Street : Ins & Outs  
E/W Street: Broadway 'F'  
City/State : Cambridge, MA  
Weather : Cloudy

File Name : 0386000F  
Site Code : 0386000F  
Start Date : 5/15/2012  
Page No : 1

**Groups Printed- Cars**

Start Time	F1 From North		F2 From East		F3 From South		F4 From West		Exclu. Total	Inclu. Total	Int. Total
	Out	In	Out	In	Out	In	Out	In			
11:00 AM	4	5	0	0	2	0	0	9	20	0	20
11:15 AM	3	5	0	0	0	0	1	7	16	0	16
11:30 AM	5	6	0	0	0	2	1	7	21	0	21
11:45 AM	7	6	0	0	1	0	0	6	20	0	20
Total	19	22	0	0	3	2	2	29	77	0	77
12:00 PM	12	12	0	0	1	0	1	7	33	0	33
12:15 PM	3	4	0	0	0	1	0	6	14	0	14
12:30 PM	6	6	0	0	0	0	0	1	13	0	13
12:45 PM	6	7	0	0	0	0	1	0	14	0	14
Total	27	29	0	0	1	1	2	14	74	0	74
Grand Total	46	51	0	0	4	3	4	43	151	0	151
Apprch %											
Total %									100	0	

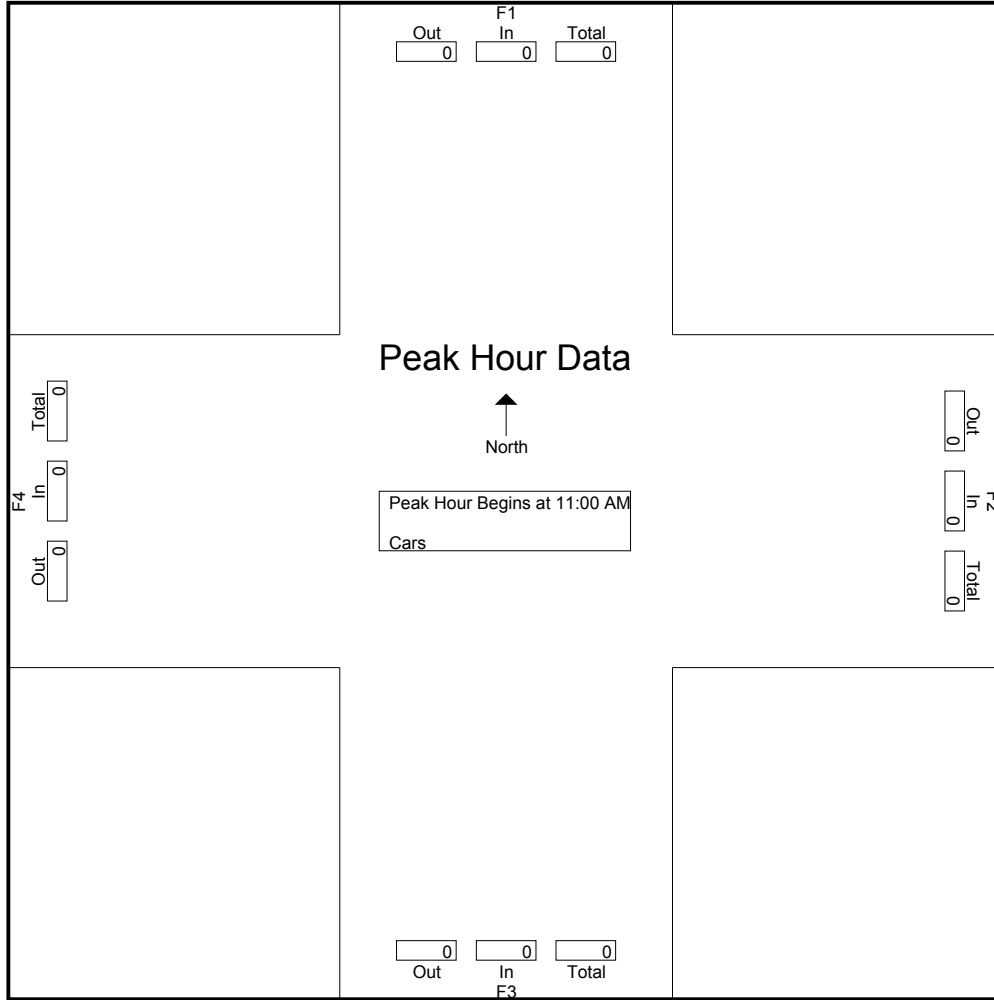
Start Time	From North	From East	From South	From West	Int. Total
11:00 AM	0	0	0	0	0
11:15 AM	0	0	0	0	0
11:30 AM	0	0	0	0	0
11:45 AM	0	0	0	0	0
Total Volume	0	0	0	0	0
% App. Total					
PHF	.000	.000	.000	.000	.000

Peak Hour Analysis From 11:00 AM to 12:45 PM - Peak 1 of 1  
Peak Hour for Entire Intersection Begins at 11:00 AM

**Accurate Counts**  
978-664-2565

N/S Street : Ins & Outs  
E/W Street: Broadway 'F'  
City/State : Cambridge, MA  
Weather : Cloudy

File Name : 0386000F  
Site Code : 0386000F  
Start Date : 5/15/2012  
Page No : 2



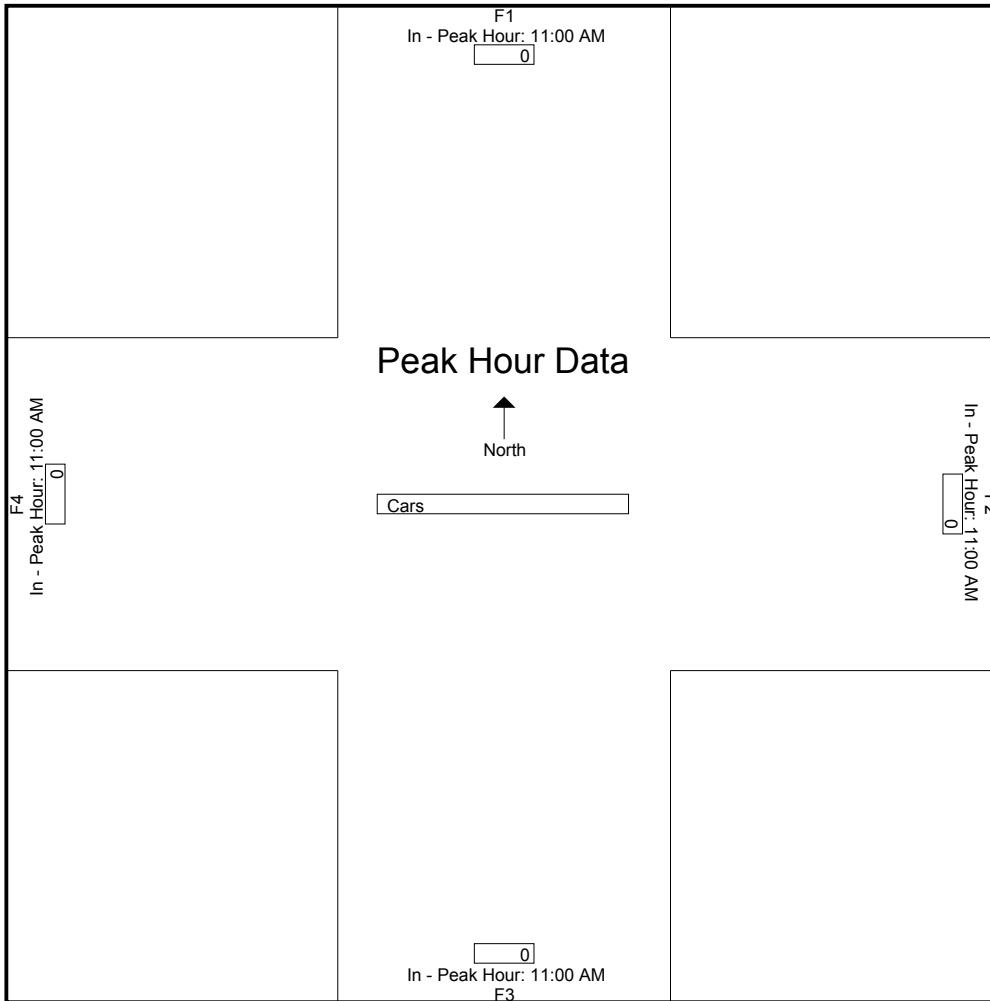
Peak Hour Analysis From 11:00 AM to 12:45 PM - Peak 1 of 1  
Peak Hour for Each Approach Begins at:

	11:00 AM	11:00 AM	11:00 AM	11:00 AM
+0 mins.	0	0	0	0
+15 mins.	0	0	0	0
+30 mins.	0	0	0	0
+45 mins.	0	0	0	0
Total Volume	0	0	0	0
% App. Total				
PHF	.000	.000	.000	.000

**Accurate Counts**  
978-664-2565

N/S Street : Ins & Outs  
E/W Street: Broadway 'F'  
City/State : Cambridge, MA  
Weather : Cloudy

File Name : 0386000F  
Site Code : 0386000F  
Start Date : 5/15/2012  
Page No : 3



**Accurate Counts**  
978-664-2565

N/S Street : Ins & Outs  
E/W Street: Broadway 'F'  
City/State : Cambridge, MA  
Weather : Cloudy

File Name : 0386000F  
Site Code : 0386000F  
Start Date : 5/15/2012  
Page No : 1

**Groups Printed- Trucks**

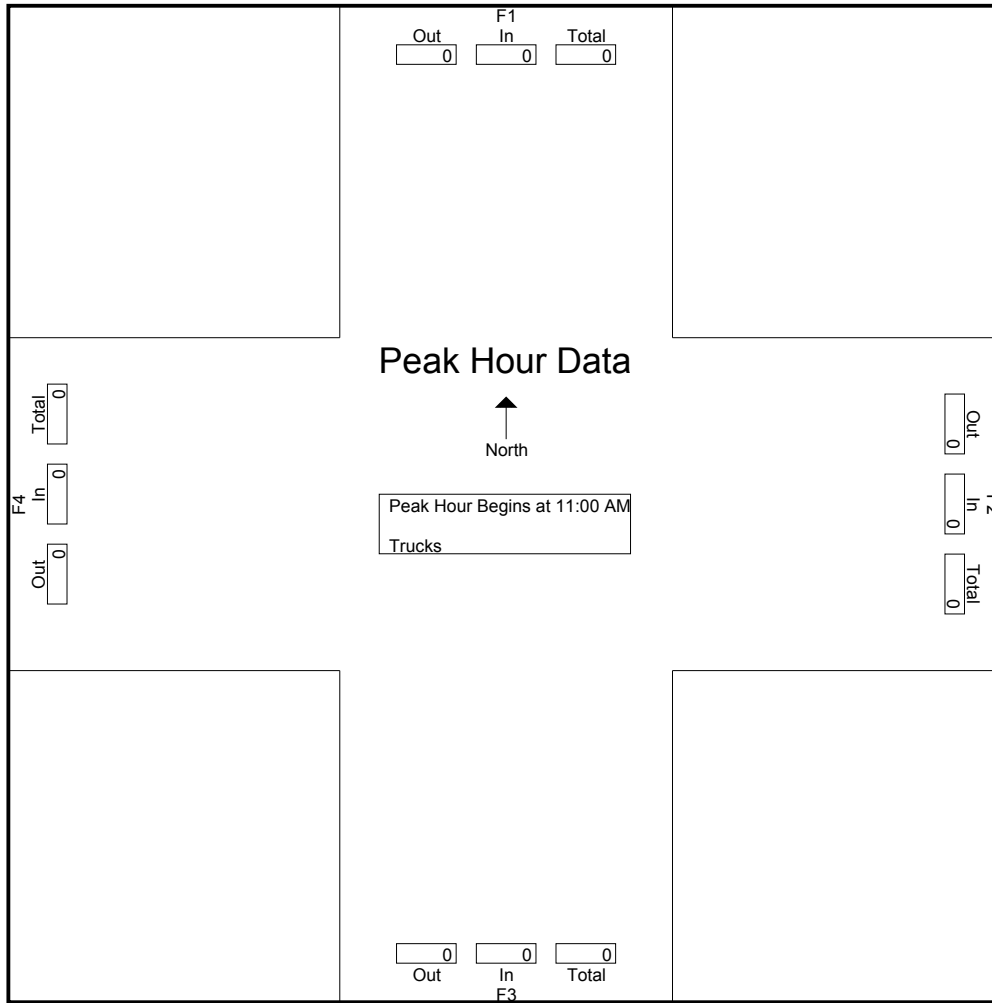
Start Time	F1 From North		F2 From East		F3 From South		F4 From West		Exclu. Total	Inclu. Total	Int. Total
	Out	In	Out	In	Out	In	Out	In			
11:00 AM	0	0	0	0	1	2	0	0	3	0	3
11:15 AM	0	0	0	0	4	2	0	0	6	0	6
11:30 AM	0	0	0	0	0	0	0	0	0	0	0
11:45 AM	0	0	0	0	0	1	0	0	1	0	1
Total	0	0	0	0	5	5	0	0	10	0	10
12:00 PM	0	0	0	0	1	1	0	0	2	0	2
12:15 PM	0	0	0	0	2	1	0	0	3	0	3
12:30 PM	0	0	0	0	0	0	0	0	0	0	0
12:45 PM	0	0	0	0	0	1	0	0	1	0	1
Total	0	0	0	0	3	3	0	0	6	0	6
Grand Total	0	0	0	0	8	8	0	0	16	0	16
Apprch %											
Total %									100	0	

Start Time	From North	From East	From South	From West	Int. Total
	App. Total	App. Total	App. Total	App. Total	
Peak Hour Analysis From 11:00 AM to 12:45 PM - Peak 1 of 1					
Peak Hour for Entire Intersection Begins at 11:00 AM					
11:00 AM	0	0	0	0	0
11:15 AM	0	0	0	0	0
11:30 AM	0	0	0	0	0
11:45 AM	0	0	0	0	0
Total Volume	0	0	0	0	0
% App. Total					
PHF	.000	.000	.000	.000	.000

**Accurate Counts**  
978-664-2565

N/S Street : Ins & Outs  
E/W Street: Broadway 'F'  
City/State : Cambridge, MA  
Weather : Cloudy

File Name : 0386000F  
Site Code : 0386000F  
Start Date : 5/15/2012  
Page No : 2



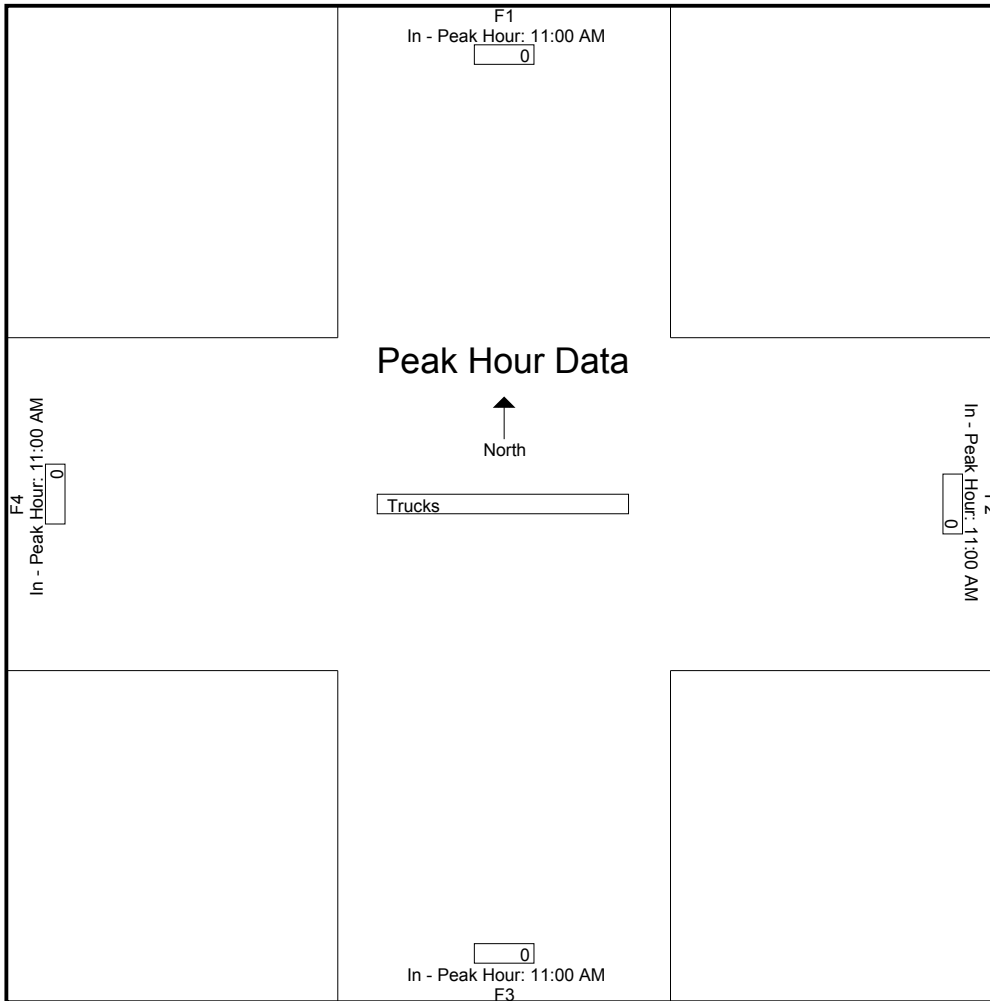
Peak Hour Analysis From 11:00 AM to 12:45 PM - Peak 1 of 1  
Peak Hour for Each Approach Begins at:

	11:00 AM	11:00 AM	11:00 AM	11:00 AM
+0 mins.	0	0	0	0
+15 mins.	0	0	0	0
+30 mins.	0	0	0	0
+45 mins.	0	0	0	0
Total Volume	0	0	0	0
% App. Total				
PHF	.000	.000	.000	.000

**Accurate Counts**  
978-664-2565

N/S Street : Ins & Outs  
E/W Street: Broadway 'F'  
City/State : Cambridge, MA  
Weather : Cloudy

File Name : 0386000F  
Site Code : 0386000F  
Start Date : 5/15/2012  
Page No : 3





**Accurate Counts**  
978-664-2565

File Name : 0386000F  
Site Code : 0386000F  
Start Date : 5/15/2012  
Page No : 1

N/S Street : Ins & Outs  
E/W Street: Broadway 'F'  
City/State : Cambridge, MA  
Weather : Cloudy

**Groups Printed- Cars - Trucks**

	F1 From North		F2 From East		F3 From South		F4 From West		Exclu. Total	Inclu. Total	Int. Total
	Out	In	Out	In	Out	In	Out	In			
Start Time											
04:00 PM	4	6	0	0	1	0	7	4	22	0	22
04:15 PM	5	8	0	0	1	1	9	0	24	0	24
04:30 PM	5	7	0	0	0	0	11	2	25	0	25
04:45 PM	6	9	0	0	0	0	13	3	31	0	31
Total	20	30	0	0	2	1	40	9	102	0	102
05:00 PM	7	12	0	0	1	0	23	0	43	0	43
05:15 PM	12	11	0	0	0	1	16	2	42	0	42
05:30 PM	5	8	0	0	1	1	12	1	28	0	28
05:45 PM	8	8	0	0	0	0	7	2	25	0	25
Total	32	39	0	0	2	2	58	5	138	0	138
Grand Total	52	69	0	0	4	3	98	14	240	0	240
Apprch %											
Total %									100	0	
Cars									0	0	237
% Cars	100	100	0	0	50	66.7	100	100	0	0	98.8
Trucks									0	0	3
% Trucks	0	0	0	0	50	33.3	0	0	0	0	1.2

	From North	From East	From South	From West	
Start Time	App. Total	App. Total	App. Total	App. Total	Int. Total

Peak Hour Analysis From 04:00 PM to 05:45 PM - Peak 1 of 1


Peak Hour for Entire Intersection Begins at 04:00 PM

04:00 PM	0	0	0	0	0
04:15 PM	0	0	0	0	0
04:30 PM	0	0	0	0	0
04:45 PM	0	0	0	0	0
Total Volume	0	0	0	0	0
% App. Total					
PHF	.000	.000	.000	.000	.000
Cars	0	0	0	0	0
% Cars	0	0	0	0	0
Trucks	0	0	0	0	0
% Trucks	0	0	0	0	0

**Accurate Counts**  
978-664-2565

N/S Street : Ins & Outs  
E/W Street: Broadway 'F'  
City/State : Cambridge, MA  
Weather : Cloudy

File Name : 0386000F  
Site Code : 0386000F  
Start Date : 5/15/2012  
Page No : 2



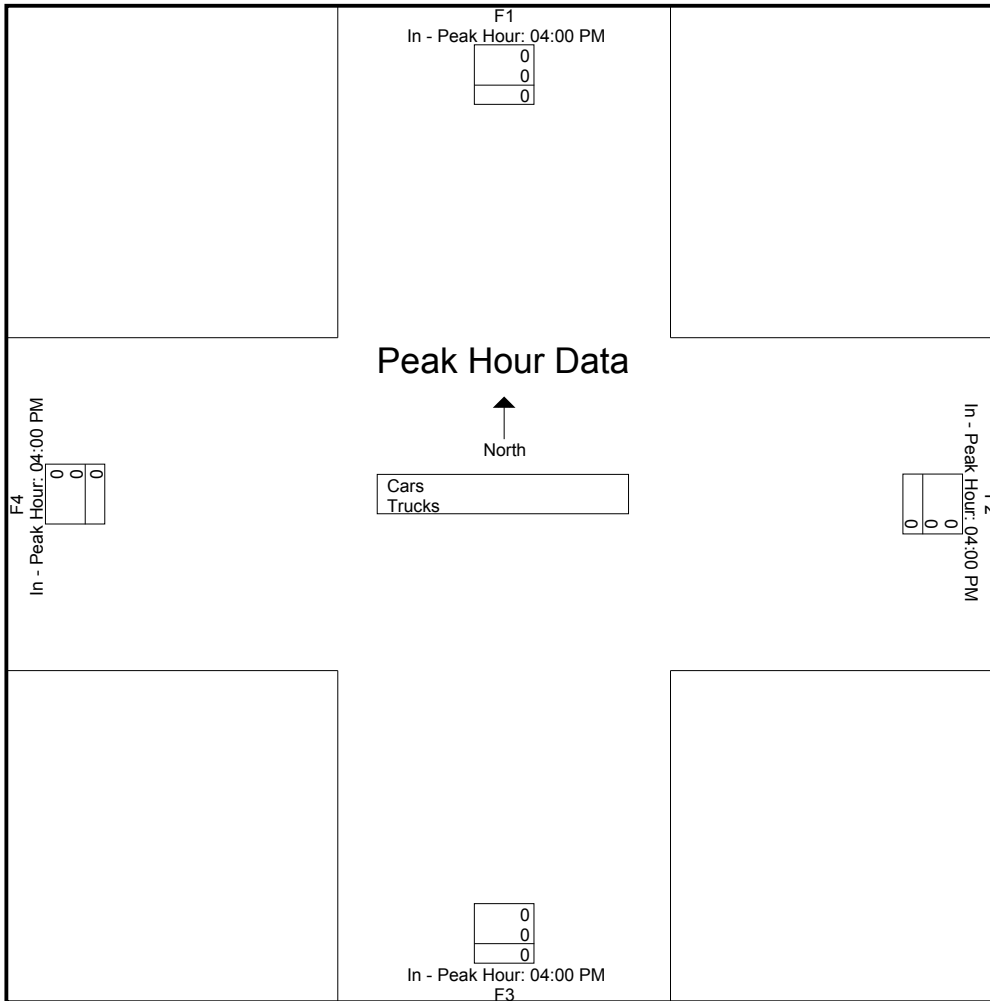
Peak Hour Analysis From 04:00 PM to 05:45 PM - Peak 1 of 1  
Peak Hour for Each Approach Begins at:

	04:00 PM	04:00 PM	04:00 PM	04:00 PM
+0 mins.	0	0	0	0
+15 mins.	0	0	0	0
+30 mins.	0	0	0	0
+45 mins.	0	0	0	0
Total Volume	0	0	0	0
% App. Total				
PHF	.000	.000	.000	.000
Cars	0	0	0	0
% Cars	0	0	0	0
Trucks	0	0	0	0
% Trucks	0	0	0	0

**Accurate Counts**  
978-664-2565

File Name : 0386000F  
Site Code : 0386000F  
Start Date : 5/15/2012  
Page No : 3

N/S Street : Ins & Outs  
E/W Street: Broadway 'F'  
City/State : Cambridge, MA  
Weather : Cloudy



**Accurate Counts**  
978-664-2565

N/S Street : Ins & Outs  
E/W Street: Broadway 'F'  
City/State : Cambridge, MA  
Weather : Cloudy

File Name : 0386000F  
Site Code : 0386000F  
Start Date : 5/15/2012  
Page No : 1

**Groups Printed- Cars**

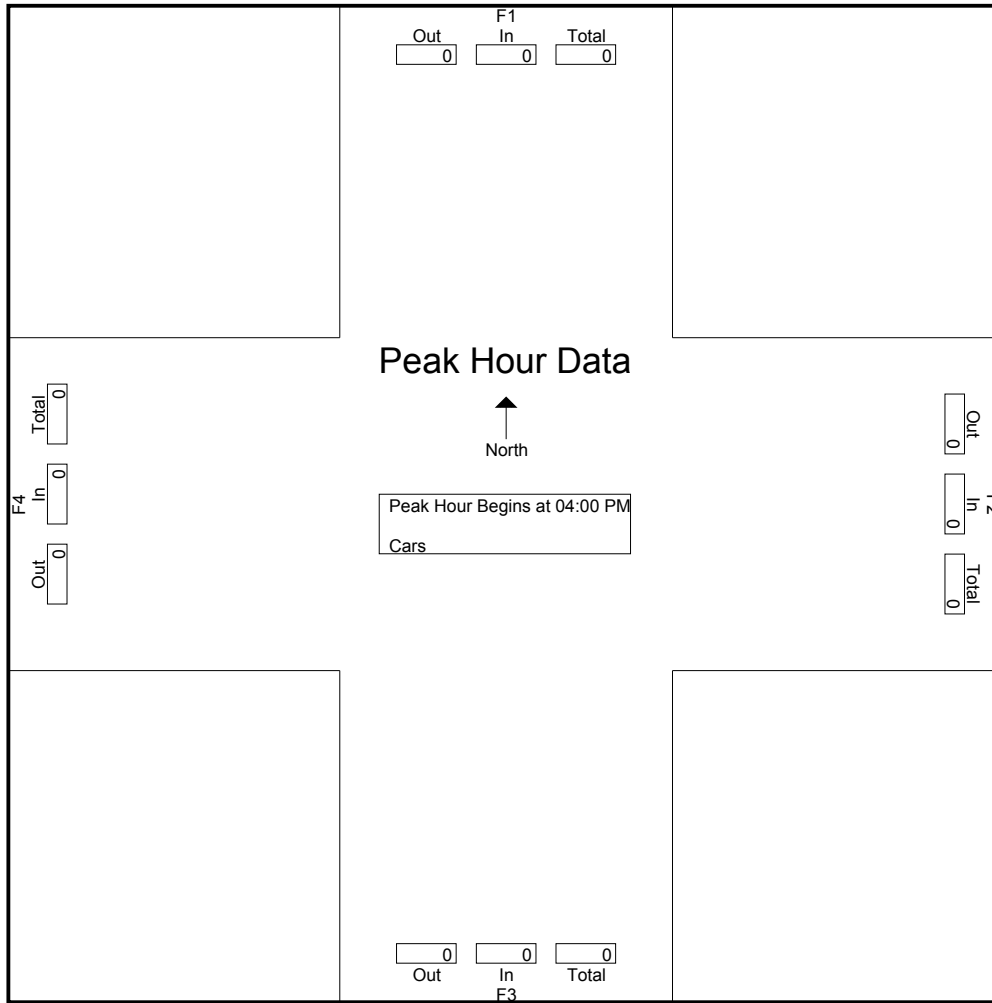
Start Time	F1 From North		F2 From East		F3 From South		F4 From West		Exclu. Total	Inclu. Total	Int. Total
	Out	In	Out	In	Out	In	Out	In			
04:00 PM	4	6	0	0	0	0	7	4	21	0	21
04:15 PM	5	8	0	0	0	0	9	0	22	0	22
04:30 PM	5	7	0	0	0	0	11	2	25	0	25
04:45 PM	6	9	0	0	0	0	13	3	31	0	31
Total	20	30	0	0	0	0	40	9	99	0	99
05:00 PM	7	12	0	0	1	0	23	0	43	0	43
05:15 PM	12	11	0	0	0	1	16	2	42	0	42
05:30 PM	5	8	0	0	1	1	12	1	28	0	28
05:45 PM	8	8	0	0	0	0	7	2	25	0	25
Total	32	39	0	0	2	2	58	5	138	0	138
Grand Total	52	69	0	0	2	2	98	14	237	0	237
Apprch %											
Total %									100	0	

Start Time	From North	From East	From South	From West	Int. Total
	App. Total	App. Total	App. Total	App. Total	
Peak Hour Analysis From 04:00 PM to 05:45 PM - Peak 1 of 1					
Peak Hour for Entire Intersection Begins at 04:00 PM					
04:00 PM	0	0	0	0	0
04:15 PM	0	0	0	0	0
04:30 PM	0	0	0	0	0
04:45 PM	0	0	0	0	0
Total Volume	0	0	0	0	0
% App. Total					
PHF	.000	.000	.000	.000	.000

**Accurate Counts**  
978-664-2565

File Name : 0386000F  
Site Code : 0386000F  
Start Date : 5/15/2012  
Page No : 2

N/S Street : Ins & Outs  
E/W Street: Broadway 'F'  
City/State : Cambridge, MA  
Weather : Cloudy



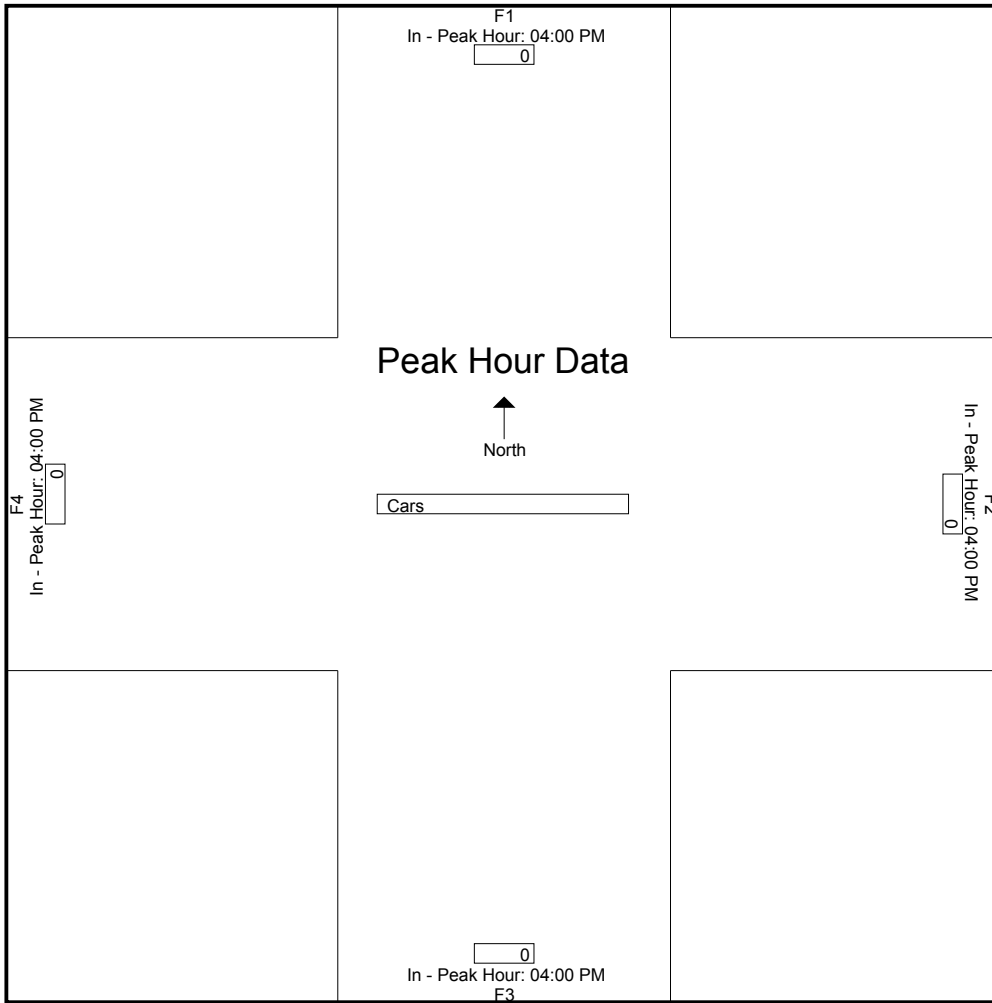
Peak Hour Analysis From 04:00 PM to 05:45 PM - Peak 1 of 1  
Peak Hour for Each Approach Begins at:

	04:00 PM	04:00 PM	04:00 PM	04:00 PM
+0 mins.	0	0	0	0
+15 mins.	0	0	0	0
+30 mins.	0	0	0	0
+45 mins.	0	0	0	0
Total Volume	0	0	0	0
% App. Total				
PHF	.000	.000	.000	.000

**Accurate Counts**  
978-664-2565

File Name : 0386000F  
Site Code : 0386000F  
Start Date : 5/15/2012  
Page No : 3

N/S Street : Ins & Outs  
E/W Street: Broadway 'F'  
City/State : Cambridge, MA  
Weather : Cloudy



**Accurate Counts**  
978-664-2565

N/S Street : Ins & Outs  
E/W Street: Broadway 'F'  
City/State : Cambridge, MA  
Weather : Cloudy

File Name : 0386000F  
Site Code : 0386000F  
Start Date : 5/15/2012  
Page No : 1

**Groups Printed- Trucks**

Start Time	F1 From North		F2 From East		F3 From South		F4 From West		Exclu. Total	Inclu. Total	Int. Total
	Out	In	Out	In	Out	In	Out	In			
04:00 PM	0	0	0	0	1	0	0	0	1	0	1
04:15 PM	0	0	0	0	1	1	0	0	2	0	2
04:30 PM	0	0	0	0	0	0	0	0	0	0	0
04:45 PM	0	0	0	0	0	0	0	0	0	0	0
Total	0	0	0	0	2	1	0	0	3	0	3
05:00 PM	0	0	0	0	0	0	0	0	0	0	0
05:15 PM	0	0	0	0	0	0	0	0	0	0	0
05:30 PM	0	0	0	0	0	0	0	0	0	0	0
05:45 PM	0	0	0	0	0	0	0	0	0	0	0
Total	0	0	0	0	0	0	0	0	0	0	0
Grand Total	0	0	0	0	2	1	0	0	3	0	3
Apprch %											
Total %									100	0	

Start Time	From North	From East	From South	From West	Int. Total
04:00 PM	0	0	0	0	0
04:15 PM	0	0	0	0	0
04:30 PM	0	0	0	0	0
04:45 PM	0	0	0	0	0
Total Volume	0	0	0	0	0
% App. Total					
PHF	.000	.000	.000	.000	.000

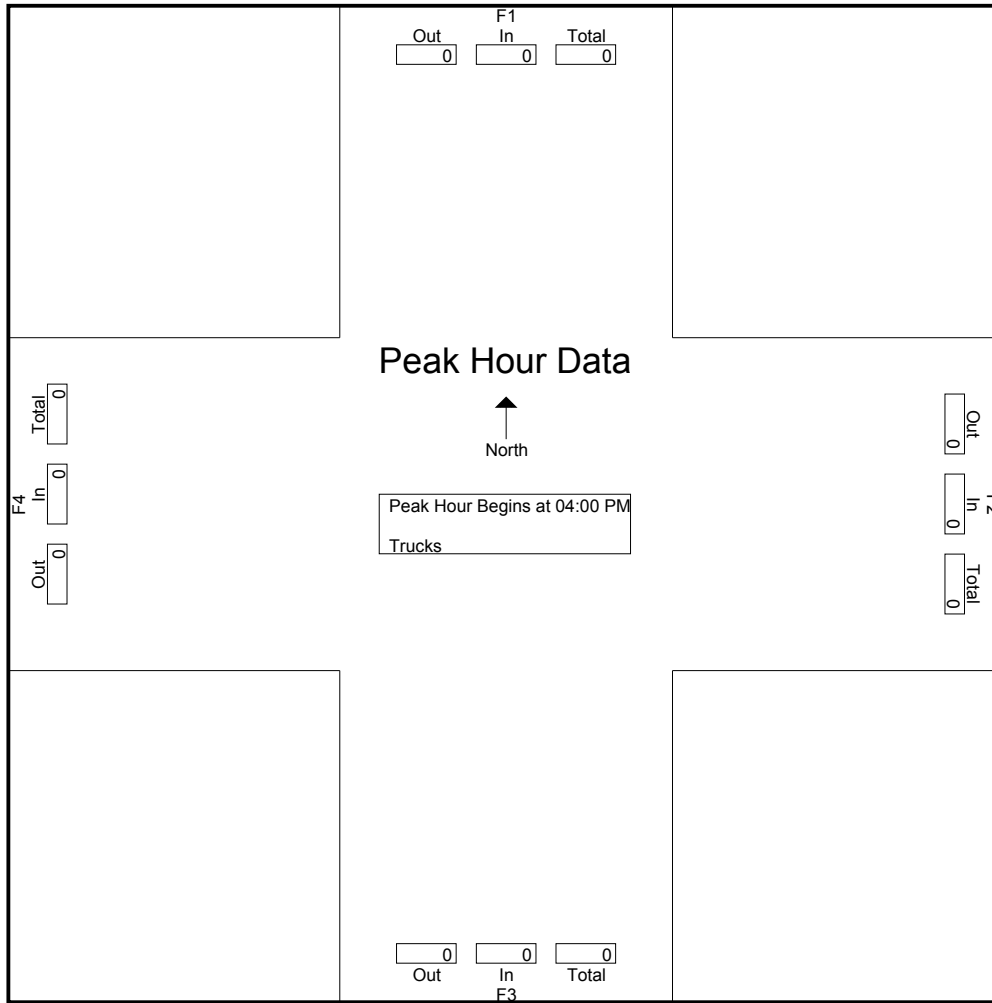
Peak Hour Analysis From 04:00 PM to 05:45 PM - Peak 1 of 1

Peak Hour for Entire Intersection Begins at 04:00 PM

**Accurate Counts**  
978-664-2565

N/S Street : Ins & Outs  
E/W Street: Broadway 'F'  
City/State : Cambridge, MA  
Weather : Cloudy

File Name : 0386000F  
Site Code : 0386000F  
Start Date : 5/15/2012  
Page No : 2



Peak Hour Analysis From 04:00 PM to 05:45 PM - Peak 1 of 1  
Peak Hour for Each Approach Begins at:

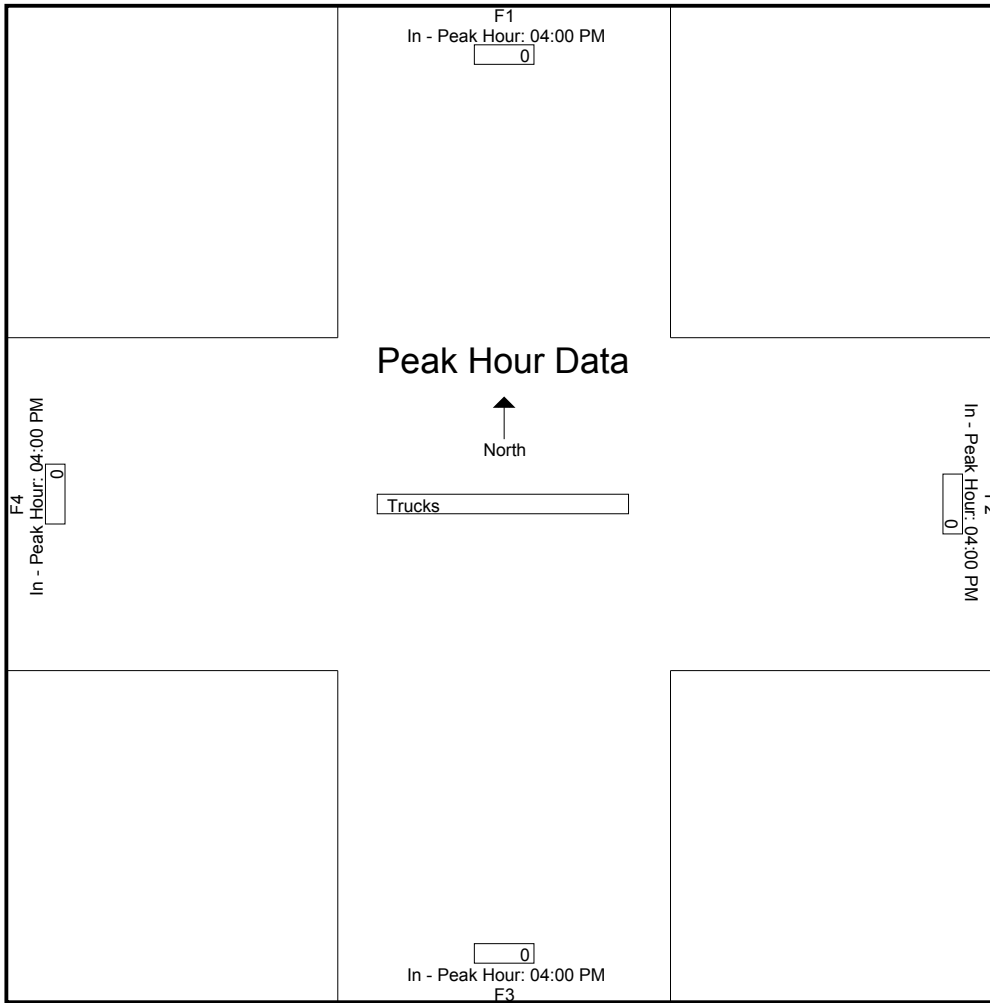
	04:00 PM	04:00 PM	04:00 PM	04:00 PM
+0 mins.	0	0	0	0
+15 mins.	0	0	0	0
+30 mins.	0	0	0	0
+45 mins.	0	0	0	0
Total Volume	0	0	0	0
% App. Total				
PHF	.000	.000	.000	.000



**Accurate Counts**  
978-664-2565

File Name : 0386000F  
Site Code : 0386000F  
Start Date : 5/15/2012  
Page No : 3

N/S Street : Ins & Outs  
E/W Street: Broadway 'F'  
City/State : Cambridge, MA  
Weather : Cloudy



**Accurate Counts**  
978-664-2565

N/S Street : Ins & Outs at  
E/W Street: Main Street  
City/State : Cambridge, MA  
Weather : Cloudy

File Name : 0386000G  
Site Code : 0386000G  
Start Date : 5/15/2012  
Page No : 1

**Groups Printed- Cars - Trucks**

Start Time	G1 From North		G2 From South		Exclu. Total	Inclu. Total	Int. Total
	Out	In	Out	In			
07:00 AM	3	3	4	3	13	0	13
07:15 AM	12	4	3	5	24	0	24
07:30 AM	8	5	0	1	14	0	14
07:45 AM	4	3	5	0	12	0	12
Total	27	15	12	9	63	0	63
08:00 AM	4	4	2	5	15	0	15
08:15 AM	10	4	3	4	21	0	21
08:30 AM	3	3	3	2	11	0	11
08:45 AM	2	3	4	3	12	0	12
Total	19	14	12	14	59	0	59
Grand Total	46	29	24	23	122	0	122
Apprch %							
Total %					100	0	
Cars					0	0	92
% Cars	69.6	62.1	91.7	87	0	0	75.4
Trucks					0	0	30
% Trucks	30.4	37.9	8.3	13	0	0	24.6

Start Time	From North	From East	From South	From West	Int. Total
	App. Total	App. Total	App. Total	App. Total	

Peak Hour Analysis From 07:00 AM to 08:45 AM - Peak 1 of 1


Peak Hour for Entire Intersection Begins at 07:00 AM

07:00 AM	0	0	0	0	0
07:15 AM	0	0	0	0	0
07:30 AM	0	0	0	0	0
07:45 AM	0	0	0	0	0
Total Volume	0	0	0	0	0
% App. Total					
PHF	.000	.000	.000	.000	.000
Cars	0	0	0	0	0
% Cars	0	0	0	0	0
Trucks	0	0	0	0	0
% Trucks	0	0	0	0	0

**Accurate Counts**  
978-664-2565

N/S Street : Ins & Outs at  
E/W Street: Main Street  
City/State : Cambridge, MA  
Weather : Cloudy

File Name : 0386000G  
Site Code : 0386000G  
Start Date : 5/15/2012  
Page No : 2



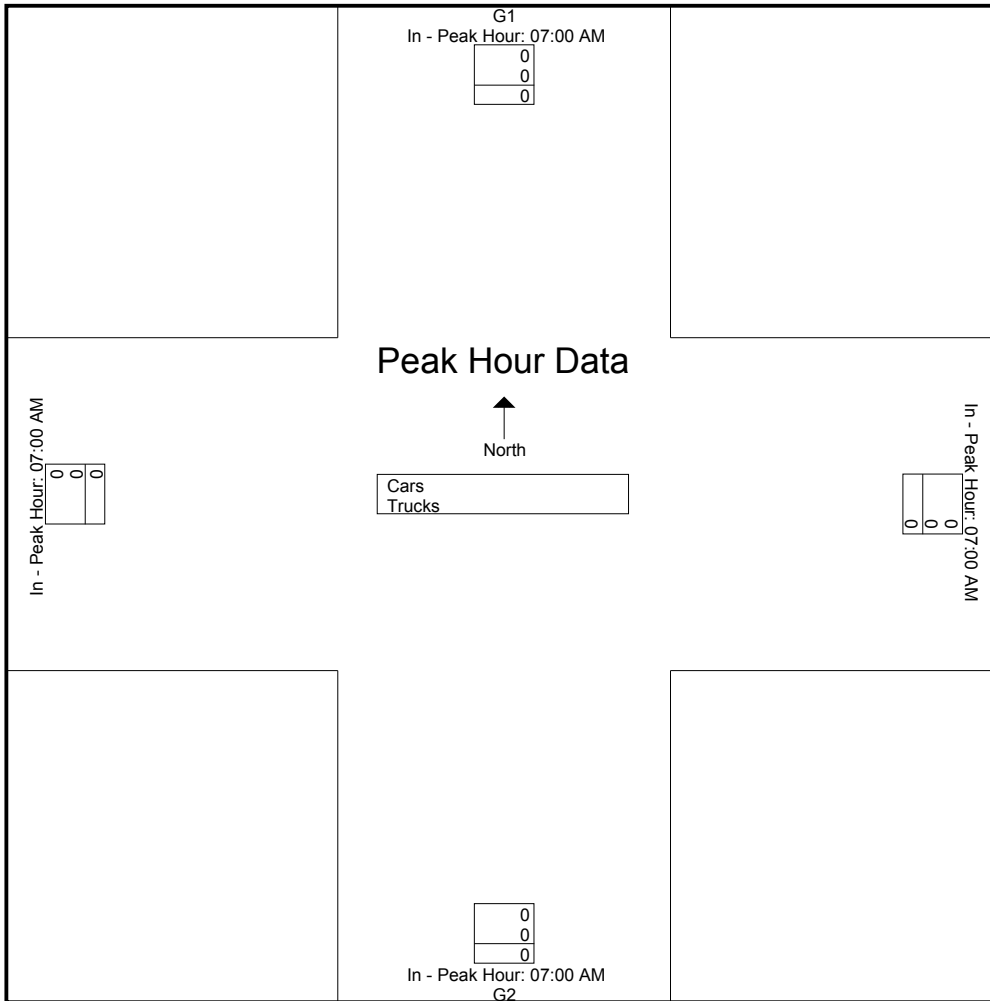
Peak Hour Analysis From 07:00 AM to 08:45 AM - Peak 1 of 1  
Peak Hour for Each Approach Begins at:

	07:00 AM	07:00 AM	07:00 AM	07:00 AM
+0 mins.	0	0	0	0
+15 mins.	0	0	0	0
+30 mins.	0	0	0	0
+45 mins.	0	0	0	0
Total Volume	0	0	0	0
% App. Total				
PHF	.000	.000	.000	.000
Cars	0	0	0	0
% Cars	0	0	0	0
Trucks	0	0	0	0
% Trucks	0	0	0	0

**Accurate Counts**  
978-664-2565

File Name : 0386000G  
Site Code : 0386000G  
Start Date : 5/15/2012  
Page No : 3

N/S Street : Ins & Outs at  
E/W Street: Main Street  
City/State : Cambridge, MA  
Weather : Cloudy



**Accurate Counts**  
978-664-2565

N/S Street : Ins & Outs at  
E/W Street: Main Street  
City/State : Cambridge, MA  
Weather : Cloudy

File Name : 0386000G  
Site Code : 0386000G  
Start Date : 5/15/2012  
Page No : 1

**Groups Printed- Cars**


Start Time	G1 From North		G2 From South		Exclu. Total	Inclu. Total	Int. Total
	Out	In	Out	In			
07:00 AM	1	0	4	2	7	0	7
07:15 AM	10	1	2	3	16	0	16
07:30 AM	4	3	0	1	8	0	8
07:45 AM	2	3	4	0	9	0	9
Total	17	7	10	6	40	0	40
08:00 AM	2	4	2	5	13	0	13
08:15 AM	9	4	3	4	20	0	20
08:30 AM	2	1	3	2	8	0	8
08:45 AM	2	2	4	3	11	0	11
Total	15	11	12	14	52	0	52
Grand Total	32	18	22	20	92	0	92
Apprch %							
Total %					100	0	

Start Time	From North	From East	From South	From West	Int. Total
Peak Hour Analysis From 07:00 AM to 08:45 AM - Peak 1 of 1					
Peak Hour for Entire Intersection Begins at 07:00 AM					
07:00 AM	0	0	0	0	0
07:15 AM	0	0	0	0	0
07:30 AM	0	0	0	0	0
07:45 AM	0	0	0	0	0
Total Volume	0	0	0	0	0
% App. Total					
PHF	.000	.000	.000	.000	.000

**Accurate Counts**  
978-664-2565

N/S Street : Ins & Outs at  
E/W Street: Main Street  
City/State : Cambridge, MA  
Weather : Cloudy

File Name : 0386000G  
Site Code : 0386000G  
Start Date : 5/15/2012  
Page No : 2



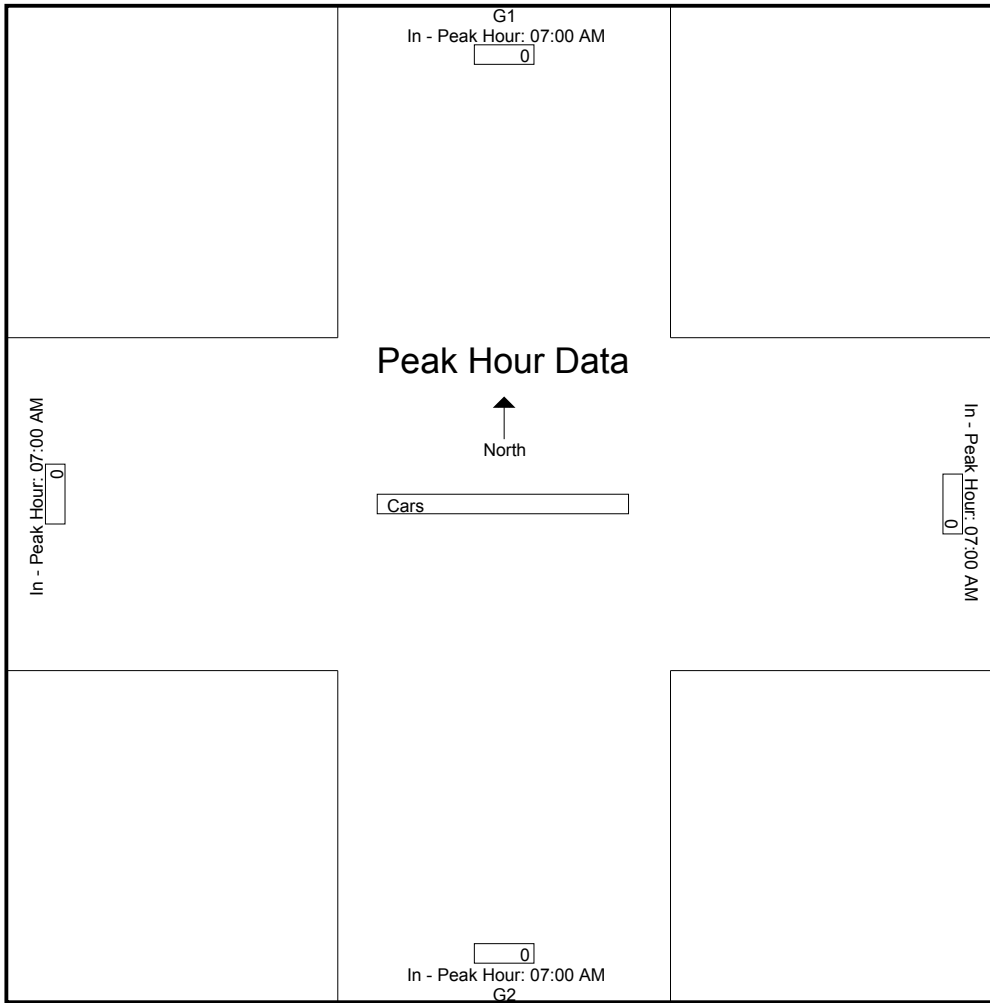
Peak Hour Analysis From 07:00 AM to 08:45 AM - Peak 1 of 1  
Peak Hour for Each Approach Begins at:

	07:00 AM	07:00 AM	07:00 AM	07:00 AM
+0 mins.	0	0	0	0
+15 mins.	0	0	0	0
+30 mins.	0	0	0	0
+45 mins.	0	0	0	0
Total Volume	0	0	0	0
% App. Total				
PHF	.000	.000	.000	.000

**Accurate Counts**  
978-664-2565

N/S Street : Ins & Outs at  
E/W Street: Main Street  
City/State : Cambridge, MA  
Weather : Cloudy

File Name : 0386000G  
Site Code : 0386000G  
Start Date : 5/15/2012  
Page No : 3



**Accurate Counts**  
978-664-2565

N/S Street : Ins & Outs at  
E/W Street: Main Street  
City/State : Cambridge, MA  
Weather : Cloudy

File Name : 0386000G  
Site Code : 0386000G  
Start Date : 5/15/2012  
Page No : 1

**Groups Printed- Trucks**

Start Time	G1 From North		G2 From South		Exclu. Total	Inclu. Total	Int. Total
	Out	In	Out	In			
07:00 AM	2	3	0	1	6	0	6
07:15 AM	2	3	1	2	8	0	8
07:30 AM	4	2	0	0	6	0	6
07:45 AM	2	0	1	0	3	0	3
Total	10	8	2	3	23	0	23
08:00 AM	2	0	0	0	2	0	2
08:15 AM	1	0	0	0	1	0	1
08:30 AM	1	2	0	0	3	0	3
08:45 AM	0	1	0	0	1	0	1
Total	4	3	0	0	7	0	7
Grand Total	14	11	2	3	30	0	30
Apprch %							
Total %					100	0	


Start Time	From North	From East	From South	From West	Int. Total
	App. Total	App. Total	App. Total	App. Total	
Peak Hour Analysis From 07:00 AM to 08:45 AM - Peak 1 of 1					
Peak Hour for Entire Intersection Begins at 07:00 AM					
07:00 AM	0	0	0	0	0
07:15 AM	0	0	0	0	0
07:30 AM	0	0	0	0	0
07:45 AM	0	0	0	0	0
Total Volume	0	0	0	0	0
% App. Total					
PHF	.000	.000	.000	.000	.000



**Accurate Counts**  
978-664-2565

N/S Street : Ins & Outs at  
E/W Street: Main Street  
City/State : Cambridge, MA  
Weather : Cloudy

File Name : 0386000G  
Site Code : 0386000G  
Start Date : 5/15/2012  
Page No : 2



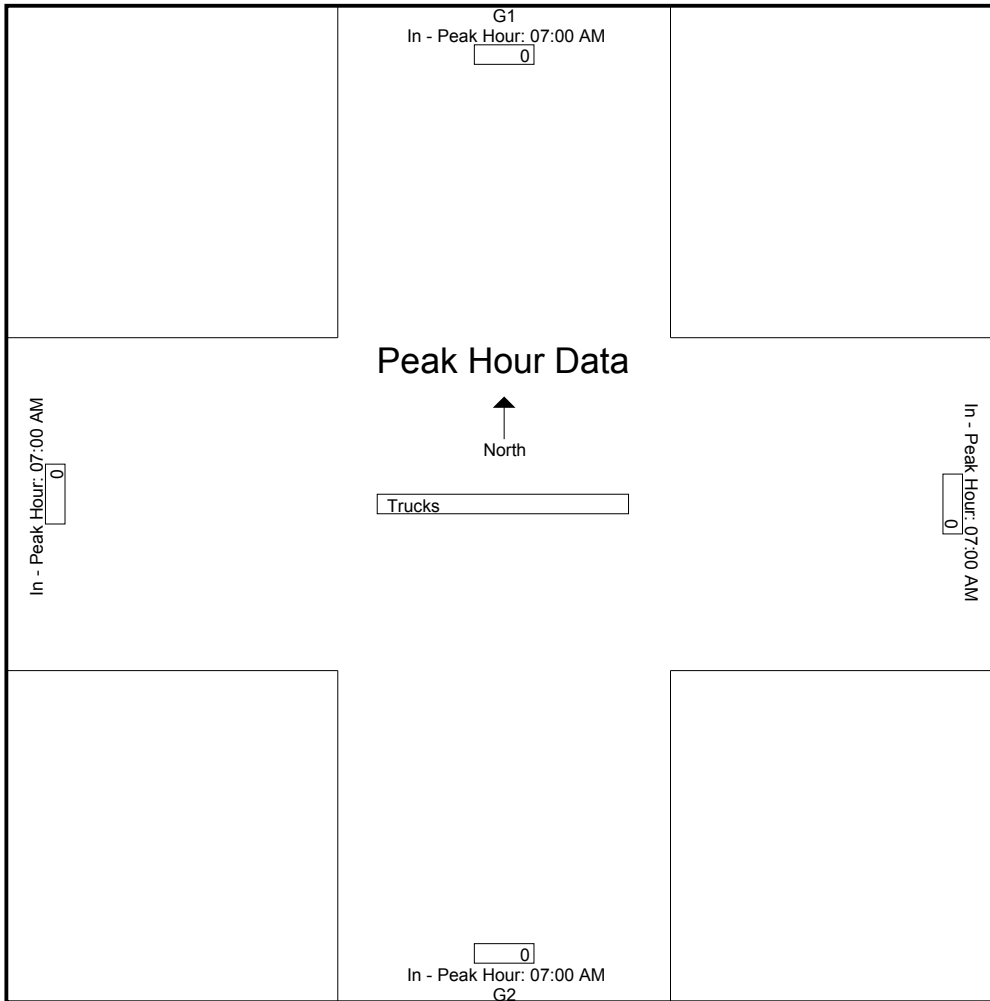
Peak Hour Analysis From 07:00 AM to 08:45 AM - Peak 1 of 1  
Peak Hour for Each Approach Begins at:

	07:00 AM	07:00 AM	07:00 AM	07:00 AM
+0 mins.	0	0	0	0
+15 mins.	0	0	0	0
+30 mins.	0	0	0	0
+45 mins.	0	0	0	0
Total Volume	0	0	0	0
% App. Total				
PHF	.000	.000	.000	.000

**Accurate Counts**  
978-664-2565

N/S Street : Ins & Outs at  
E/W Street: Main Street  
City/State : Cambridge, MA  
Weather : Cloudy

File Name : 0386000G  
Site Code : 0386000G  
Start Date : 5/15/2012  
Page No : 3



**Accurate Counts**  
978-664-2565

N/S Street : Ins & Outs at  
E/W Street: Main Street  
City/State : Cambridge, MA  
Weather : Cloudy

File Name : 0386000G  
Site Code : 0386000G  
Start Date : 5/15/2012  
Page No : 1

**Groups Printed- Cars - Trucks**

Start Time	G1 From North		G2 From South		Exclu. Total	Inclu. Total	Int. Total
	Out	In	Out	In			
11:00 AM	7	4	1	2	14	0	14
11:15 AM	6	5	1	2	14	0	14
11:30 AM	6	7	4	0	17	0	17
11:45 AM	6	8	3	2	19	0	19
Total	25	24	9	6	64	0	64
12:00 PM	3	6	4	4	17	0	17
12:15 PM	7	5	3	3	18	0	18
12:30 PM	8	2	2	2	14	0	14
12:45 PM	3	3	4	0	10	0	10
Total	21	16	13	9	59	0	59
Grand Total	46	40	22	15	123	0	123
Apprch %							
Total %					100	0	
Cars					0	0	107
% Cars	78.3	90	95.5	93.3	0	0	87
Trucks					0	0	16
% Trucks	21.7	10	4.5	6.7	0	0	13

Start Time	From North	From East	From South	From West	Int. Total
	App. Total	App. Total	App. Total	App. Total	

Peak Hour Analysis From 11:00 AM to 12:45 PM - Peak 1 of 1


Peak Hour for Entire Intersection Begins at 11:00 AM

11:00 AM	0	0	0	0	0
11:15 AM	0	0	0	0	0
11:30 AM	0	0	0	0	0
11:45 AM	0	0	0	0	0
Total Volume	0	0	0	0	0
% App. Total					
PHF	.000	.000	.000	.000	.000
Cars	0	0	0	0	0
% Cars	0	0	0	0	0
Trucks	0	0	0	0	0
% Trucks	0	0	0	0	0

**Accurate Counts**  
978-664-2565

N/S Street : Ins & Outs at  
E/W Street: Main Street  
City/State : Cambridge, MA  
Weather : Cloudy

File Name : 0386000G  
Site Code : 0386000G  
Start Date : 5/15/2012  
Page No : 2



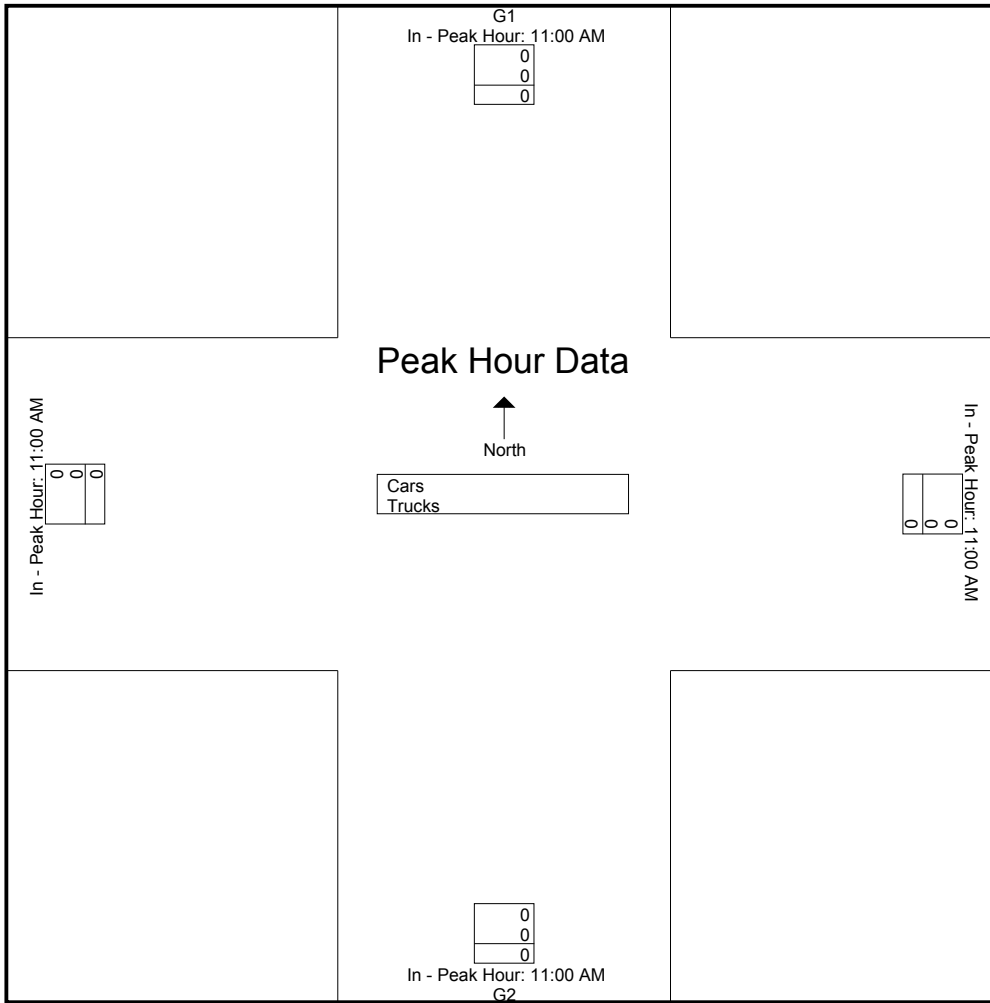
Peak Hour Analysis From 11:00 AM to 12:45 PM - Peak 1 of 1  
Peak Hour for Each Approach Begins at:

	11:00 AM	11:00 AM	11:00 AM	11:00 AM
+0 mins.	0	0	0	0
+15 mins.	0	0	0	0
+30 mins.	0	0	0	0
+45 mins.	0	0	0	0
Total Volume	0	0	0	0
% App. Total				
PHF	.000	.000	.000	.000
Cars	0	0	0	0
% Cars	0	0	0	0
Trucks	0	0	0	0
% Trucks	0	0	0	0

**Accurate Counts**  
978-664-2565

N/S Street : Ins & Outs at  
E/W Street: Main Street  
City/State : Cambridge, MA  
Weather : Cloudy

File Name : 0386000G  
Site Code : 0386000G  
Start Date : 5/15/2012  
Page No : 3



**Accurate Counts**  
978-664-2565

N/S Street : Ins & Outs at  
E/W Street: Main Street  
City/State : Cambridge, MA  
Weather : Cloudy

File Name : 0386000G  
Site Code : 0386000G  
Start Date : 5/15/2012  
Page No : 1

**Groups Printed- Cars**


Start Time	G1 From North		G2 From South		Exclu. Total	Inclu. Total	Int. Total
	Out	In	Out	In			
11:00 AM	4	4	1	1	10	0	10
11:15 AM	5	5	0	2	12	0	12
11:30 AM	5	7	4	0	16	0	16
11:45 AM	4	6	3	2	15	0	15
Total	18	22	8	5	53	0	53
12:00 PM	3	6	4	4	17	0	17
12:15 PM	5	3	3	3	14	0	14
12:30 PM	7	2	2	2	13	0	13
12:45 PM	3	3	4	0	10	0	10
Total	18	14	13	9	54	0	54
Grand Total	36	36	21	14	107	0	107
Apprch %							
Total %					100	0	

Start Time	From North	From East	From South	From West	Int. Total
Peak Hour Analysis From 11:00 AM to 12:45 PM - Peak 1 of 1					
Peak Hour for Entire Intersection Begins at 11:00 AM					
11:00 AM	0	0	0	0	0
11:15 AM	0	0	0	0	0
11:30 AM	0	0	0	0	0
11:45 AM	0	0	0	0	0
Total Volume	0	0	0	0	0
% App. Total					
PHF	.000	.000	.000	.000	.000

**Accurate Counts**  
978-664-2565

N/S Street : Ins & Outs at  
E/W Street: Main Street  
City/State : Cambridge, MA  
Weather : Cloudy

File Name : 0386000G  
Site Code : 0386000G  
Start Date : 5/15/2012  
Page No : 2



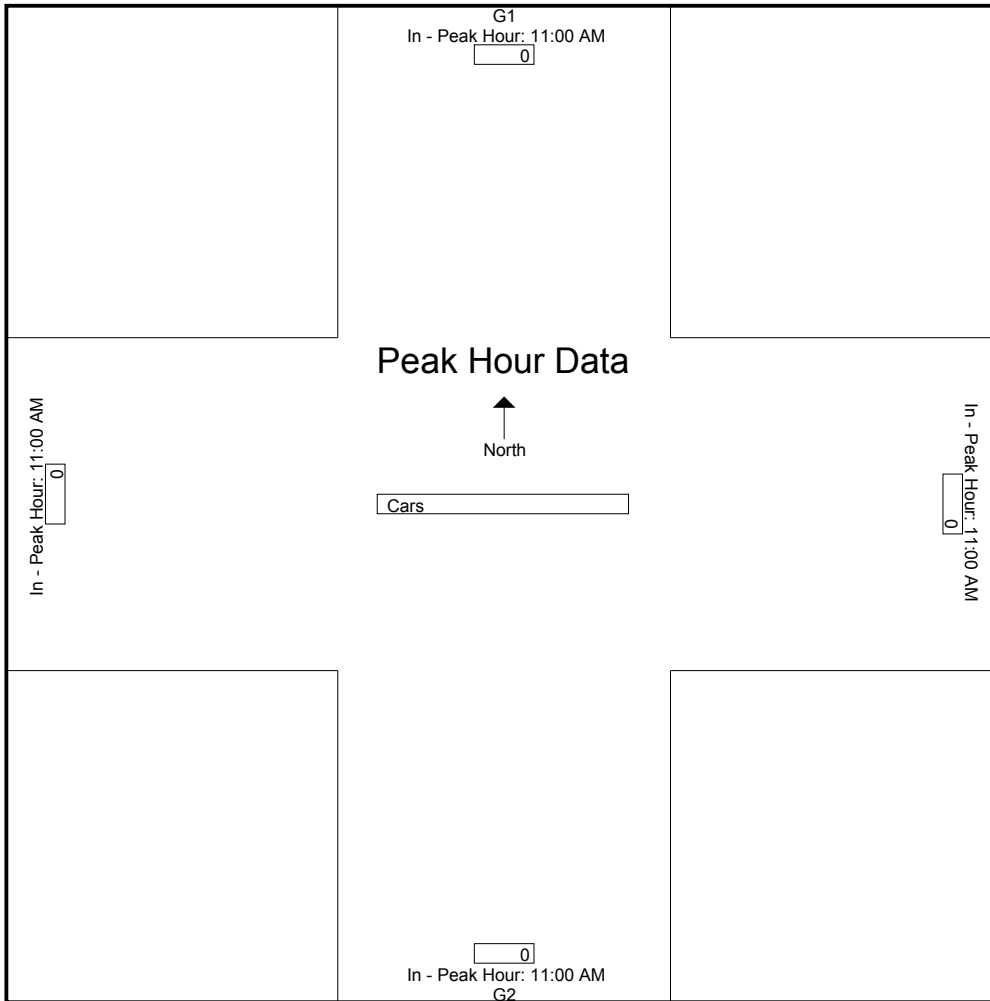
Peak Hour Analysis From 11:00 AM to 12:45 PM - Peak 1 of 1  
Peak Hour for Each Approach Begins at:

	11:00 AM	11:00 AM	11:00 AM	11:00 AM
+0 mins.	0	0	0	0
+15 mins.	0	0	0	0
+30 mins.	0	0	0	0
+45 mins.	0	0	0	0
Total Volume	0	0	0	0
% App. Total				
PHF	.000	.000	.000	.000

**Accurate Counts**  
978-664-2565

N/S Street : Ins & Outs at  
E/W Street: Main Street  
City/State : Cambridge, MA  
Weather : Cloudy

File Name : 0386000G  
Site Code : 0386000G  
Start Date : 5/15/2012  
Page No : 3





**Accurate Counts**  
978-664-2565

N/S Street : Ins & Outs at  
E/W Street: Main Street  
City/State : Cambridge, MA  
Weather : Cloudy

File Name : 0386000G  
Site Code : 0386000G  
Start Date : 5/15/2012  
Page No : 1

**Groups Printed- Trucks**


Start Time	G1 From North		G2 From South		Exclu. Total	Inclu. Total	Int. Total
	Out	In	Out	In			
11:00 AM	3	0	0	1	4	0	4
11:15 AM	1	0	1	0	2	0	2
11:30 AM	1	0	0	0	1	0	1
11:45 AM	2	2	0	0	4	0	4
Total	7	2	1	1	11	0	11
12:00 PM	0	0	0	0	0	0	0
12:15 PM	2	2	0	0	4	0	4
12:30 PM	1	0	0	0	1	0	1
12:45 PM	0	0	0	0	0	0	0
Total	3	2	0	0	5	0	5
Grand Total	10	4	1	1	16	0	16
Apprch %							
Total %					100	0	

Start Time	From North	From East	From South	From West	Int. Total
	App. Total	App. Total	App. Total	App. Total	
Peak Hour Analysis From 11:00 AM to 12:45 PM - Peak 1 of 1					
Peak Hour for Entire Intersection Begins at 11:00 AM					
11:00 AM	0	0	0	0	0
11:15 AM	0	0	0	0	0
11:30 AM	0	0	0	0	0
11:45 AM	0	0	0	0	0
Total Volume	0	0	0	0	0
% App. Total					
PHF	.000	.000	.000	.000	.000

**Accurate Counts**  
978-664-2565

N/S Street : Ins & Outs at  
E/W Street: Main Street  
City/State : Cambridge, MA  
Weather : Cloudy

File Name : 0386000G  
Site Code : 0386000G  
Start Date : 5/15/2012  
Page No : 2



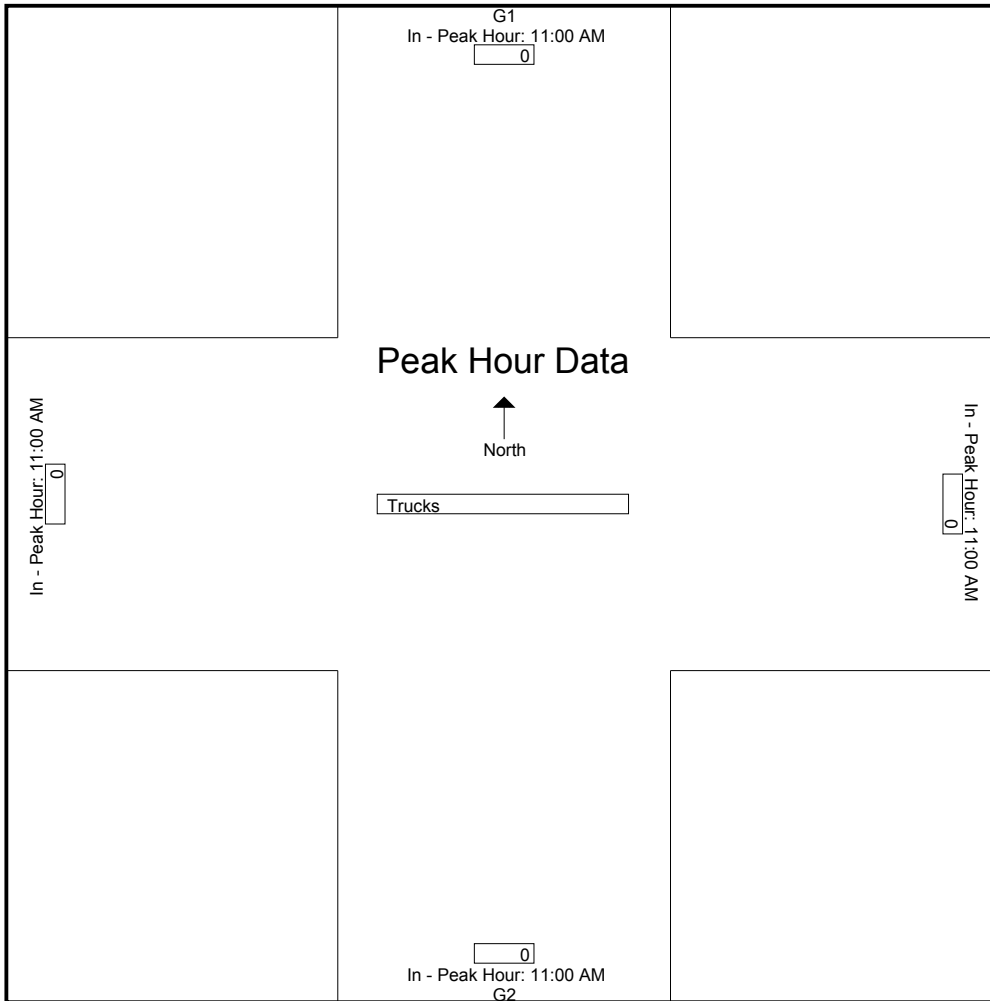
Peak Hour Analysis From 11:00 AM to 12:45 PM - Peak 1 of 1  
Peak Hour for Each Approach Begins at:

	11:00 AM	11:00 AM	11:00 AM	11:00 AM
+0 mins.	0	0	0	0
+15 mins.	0	0	0	0
+30 mins.	0	0	0	0
+45 mins.	0	0	0	0
Total Volume	0	0	0	0
% App. Total				
PHF	.000	.000	.000	.000

**Accurate Counts**  
978-664-2565

N/S Street : Ins & Outs at  
E/W Street: Main Street  
City/State : Cambridge, MA  
Weather : Cloudy

File Name : 0386000G  
Site Code : 0386000G  
Start Date : 5/15/2012  
Page No : 3



**Accurate Counts**  
978-664-2565

N/S Street : Ins & Outs at  
E/W Street: Main Street  
City/State : Cambridge, MA  
Weather : Cloudy

File Name : 0386000G  
Site Code : 0386000G  
Start Date : 5/15/2012  
Page No : 1

**Groups Printed- Cars - Trucks**

Start Time	G1 From North		G2 From South		Exclu. Total	Inclu. Total	Int. Total
	Out	In	Out	In			
04:00 PM	2	0	3	0	5	0	5
04:15 PM	0	1	3	3	7	0	7
04:30 PM	1	0	6	3	10	0	10
04:45 PM	3	3	5	0	11	0	11
Total	6	4	17	6	33	0	33
05:00 PM	2	1	7	1	11	0	11
05:15 PM	0	1	2	2	5	0	5
05:30 PM	0	0	8	1	9	0	9
05:45 PM	0	1	0	1	2	0	2
Total	2	3	17	5	27	0	27
Grand Total	8	7	34	11	60	0	60
Apprch %							
Total %					100	0	
Cars					0	0	52
% Cars	87.5	85.7	85.3	90.9	0	0	86.7
Trucks					0	0	8
% Trucks	12.5	14.3	14.7	9.1	0	0	13.3

Start Time	From North	From East	From South	From West	Int. Total
	App. Total	App. Total	App. Total	App. Total	

Peak Hour Analysis From 04:00 PM to 05:45 PM - Peak 1 of 1


Peak Hour for Entire Intersection Begins at 04:00 PM

04:00 PM	0	0	0	0	0
04:15 PM	0	0	0	0	0
04:30 PM	0	0	0	0	0
04:45 PM	0	0	0	0	0
Total Volume	0	0	0	0	0
% App. Total					
PHF	.000	.000	.000	.000	.000
Cars	0	0	0	0	0
% Cars	0	0	0	0	0
Trucks	0	0	0	0	0
% Trucks	0	0	0	0	0

**Accurate Counts**  
978-664-2565

N/S Street : Ins & Outs at  
E/W Street: Main Street  
City/State : Cambridge, MA  
Weather : Cloudy

File Name : 0386000G  
Site Code : 0386000G  
Start Date : 5/15/2012  
Page No : 2



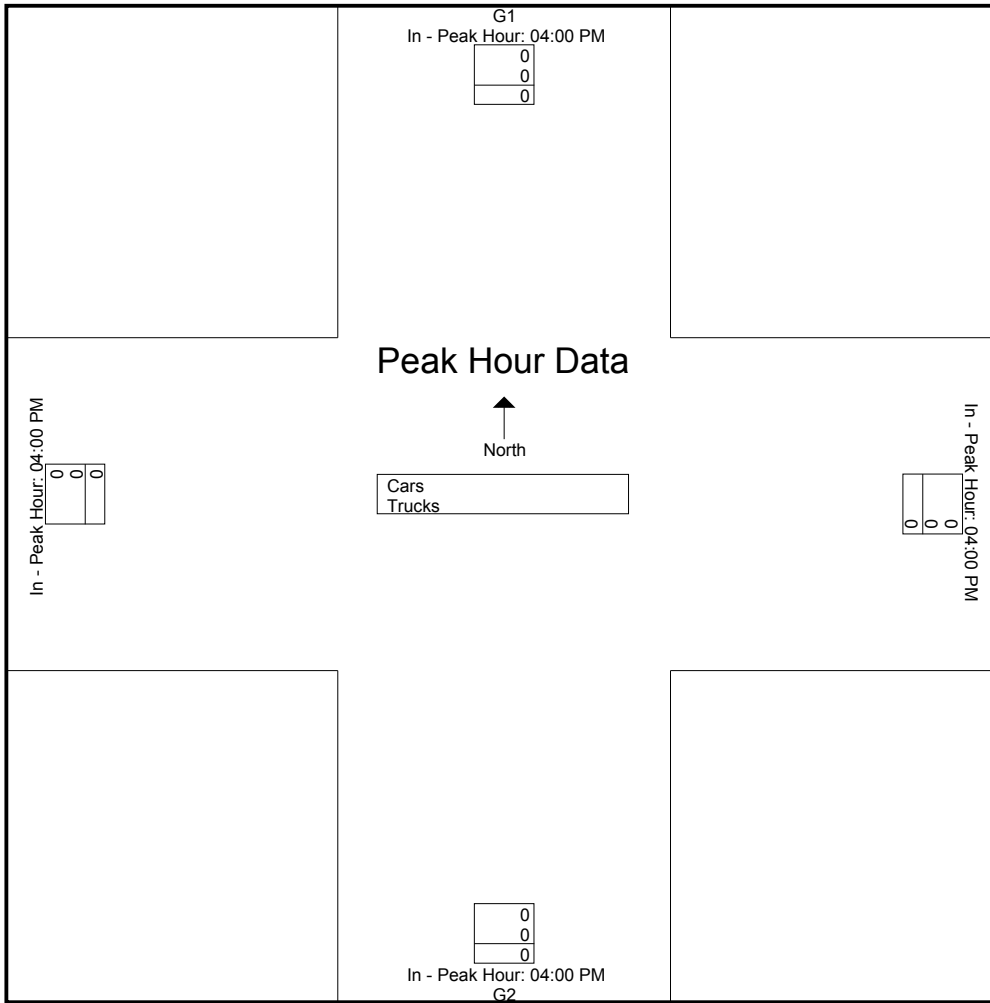
Peak Hour Analysis From 04:00 PM to 05:45 PM - Peak 1 of 1  
Peak Hour for Each Approach Begins at:

	04:00 PM	04:00 PM	04:00 PM	04:00 PM
+0 mins.	0	0	0	0
+15 mins.	0	0	0	0
+30 mins.	0	0	0	0
+45 mins.	0	0	0	0
Total Volume	0	0	0	0
% App. Total				
PHF	.000	.000	.000	.000
Cars	0	0	0	0
% Cars	0	0	0	0
Trucks	0	0	0	0
% Trucks	0	0	0	0

**Accurate Counts**  
978-664-2565

N/S Street : Ins & Outs at  
E/W Street: Main Street  
City/State : Cambridge, MA  
Weather : Cloudy

File Name : 0386000G  
Site Code : 0386000G  
Start Date : 5/15/2012  
Page No : 3



**Accurate Counts**  
978-664-2565

N/S Street : Ins & Outs at  
E/W Street: Main Street  
City/State : Cambridge, MA  
Weather : Cloudy

File Name : 0386000G  
Site Code : 0386000G  
Start Date : 5/15/2012  
Page No : 1

**Groups Printed- Cars**

Start Time	G1 From North		G2 From South		Exclu. Total	Inclu. Total	Int. Total
	Out	In	Out	In			
04:00 PM	2	0	3	0	5	0	5
04:15 PM	0	1	3	2	6	0	6
04:30 PM	1	0	6	3	10	0	10
04:45 PM	3	2	5	0	10	0	10
Total	6	3	17	5	31	0	31
05:00 PM	1	1	7	1	10	0	10
05:15 PM	0	1	1	2	4	0	4
05:30 PM	0	0	4	1	5	0	5
05:45 PM	0	1	0	1	2	0	2
Total	1	3	12	5	21	0	21
Grand Total	7	6	29	10	52	0	52
Apprch %							
Total %					100	0	


Start Time	From North	From East	From South	From West	Int. Total
04:00 PM	0	0	0	0	0
04:15 PM	0	0	0	0	0
04:30 PM	0	0	0	0	0
04:45 PM	0	0	0	0	0
Total Volume	0	0	0	0	0
% App. Total					
PHF	.000	.000	.000	.000	.000

Peak Hour Analysis From 04:00 PM to 05:45 PM - Peak 1 of 1  
Peak Hour for Entire Intersection Begins at 04:00 PM

**Accurate Counts**  
978-664-2565

N/S Street : Ins & Outs at  
E/W Street: Main Street  
City/State : Cambridge, MA  
Weather : Cloudy

File Name : 0386000G  
Site Code : 0386000G  
Start Date : 5/15/2012  
Page No : 2



Peak Hour Analysis From 04:00 PM to 05:45 PM - Peak 1 of 1  
Peak Hour for Each Approach Begins at:

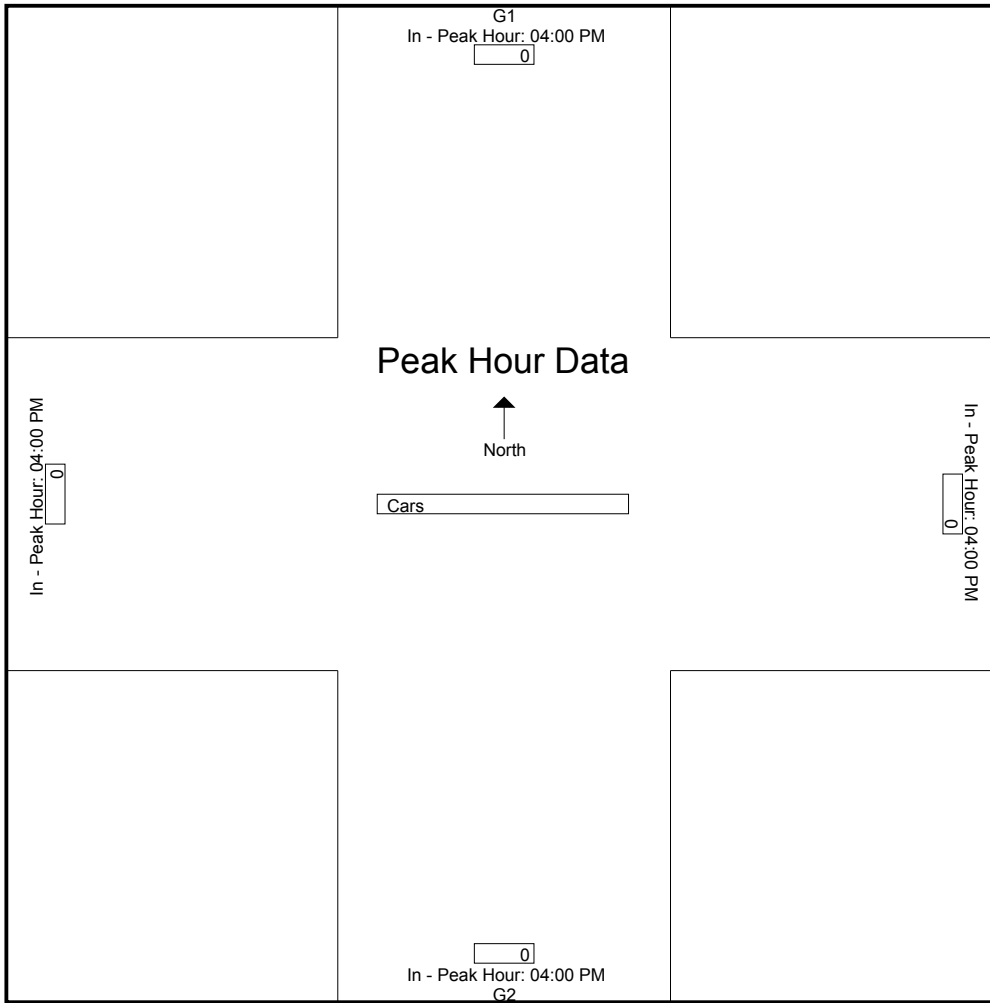
	04:00 PM	04:00 PM	04:00 PM	04:00 PM
+0 mins.	0	0	0	0
+15 mins.	0	0	0	0
+30 mins.	0	0	0	0
+45 mins.	0	0	0	0
Total Volume	0	0	0	0
% App. Total				
PHF	.000	.000	.000	.000



**Accurate Counts**  
978-664-2565

N/S Street : Ins & Outs at  
E/W Street: Main Street  
City/State : Cambridge, MA  
Weather : Cloudy

File Name : 0386000G  
Site Code : 0386000G  
Start Date : 5/15/2012  
Page No : 3



**Accurate Counts**  
978-664-2565

N/S Street : Ins & Outs at  
E/W Street: Main Street  
City/State : Cambridge, MA  
Weather : Cloudy

File Name : 0386000G  
Site Code : 0386000G  
Start Date : 5/15/2012  
Page No : 1

**Groups Printed- Trucks**

Start Time	G1 From North		G2 From South		Exclu. Total	Inclu. Total	Int. Total
	Out	In	Out	In			
04:00 PM	0	0	0	0	0	0	0
04:15 PM	0	0	0	1	1	0	1
04:30 PM	0	0	0	0	0	0	0
04:45 PM	0	1	0	0	1	0	1
Total	0	1	0	1	2	0	2
05:00 PM	1	0	0	0	1	0	1
05:15 PM	0	0	1	0	1	0	1
05:30 PM	0	0	4	0	4	0	4
05:45 PM	0	0	0	0	0	0	0
Total	1	0	5	0	6	0	6
Grand Total	1	1	5	1	8	0	8
Apprch %							
Total %					100	0	


Start Time	From North	From East	From South	From West	Int. Total
	App. Total	App. Total	App. Total	App. Total	
04:00 PM	0	0	0	0	0
04:15 PM	0	0	0	0	0
04:30 PM	0	0	0	0	0
04:45 PM	0	0	0	0	0
Total Volume	0	0	0	0	0
% App. Total					
PHF	.000	.000	.000	.000	.000

Peak Hour Analysis From 04:00 PM to 05:45 PM - Peak 1 of 1  
Peak Hour for Entire Intersection Begins at 04:00 PM

**Accurate Counts**  
978-664-2565

N/S Street : Ins & Outs at  
E/W Street: Main Street  
City/State : Cambridge, MA  
Weather : Cloudy

File Name : 0386000G  
Site Code : 0386000G  
Start Date : 5/15/2012  
Page No : 2



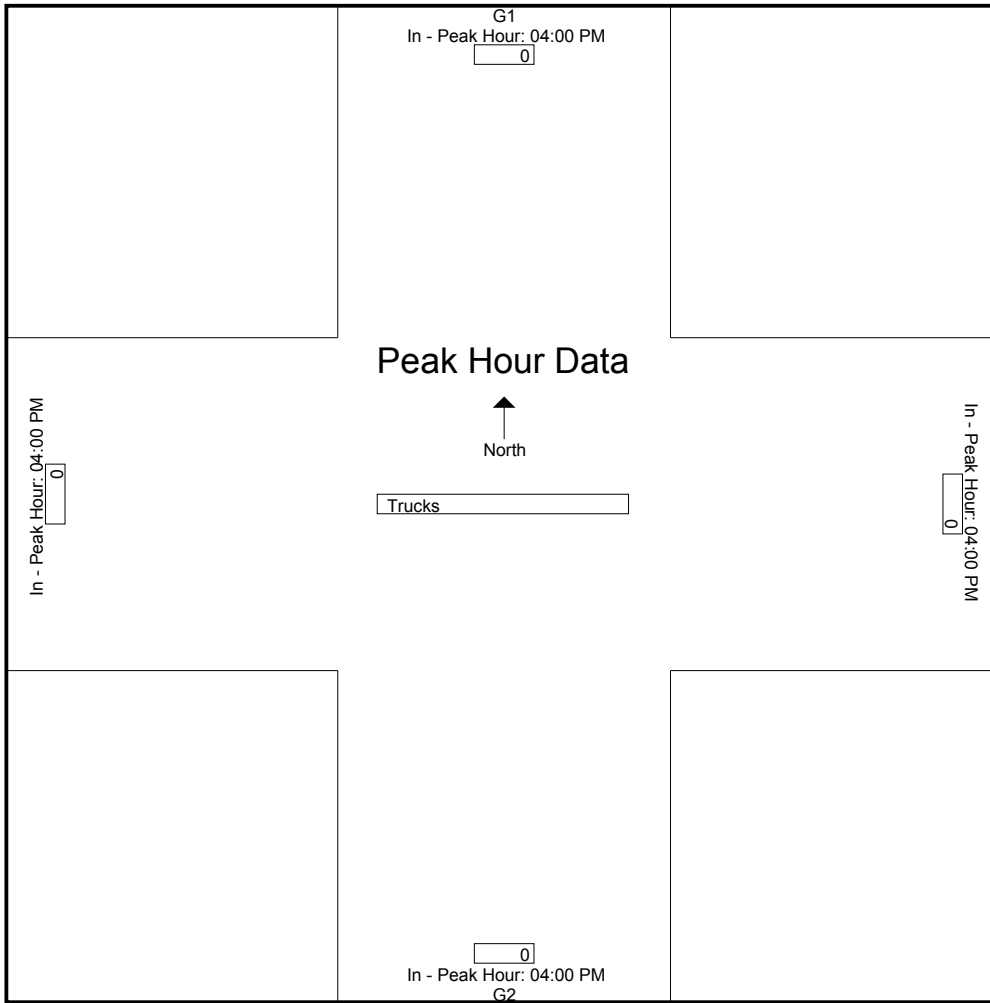
Peak Hour Analysis From 04:00 PM to 05:45 PM - Peak 1 of 1  
Peak Hour for Each Approach Begins at:

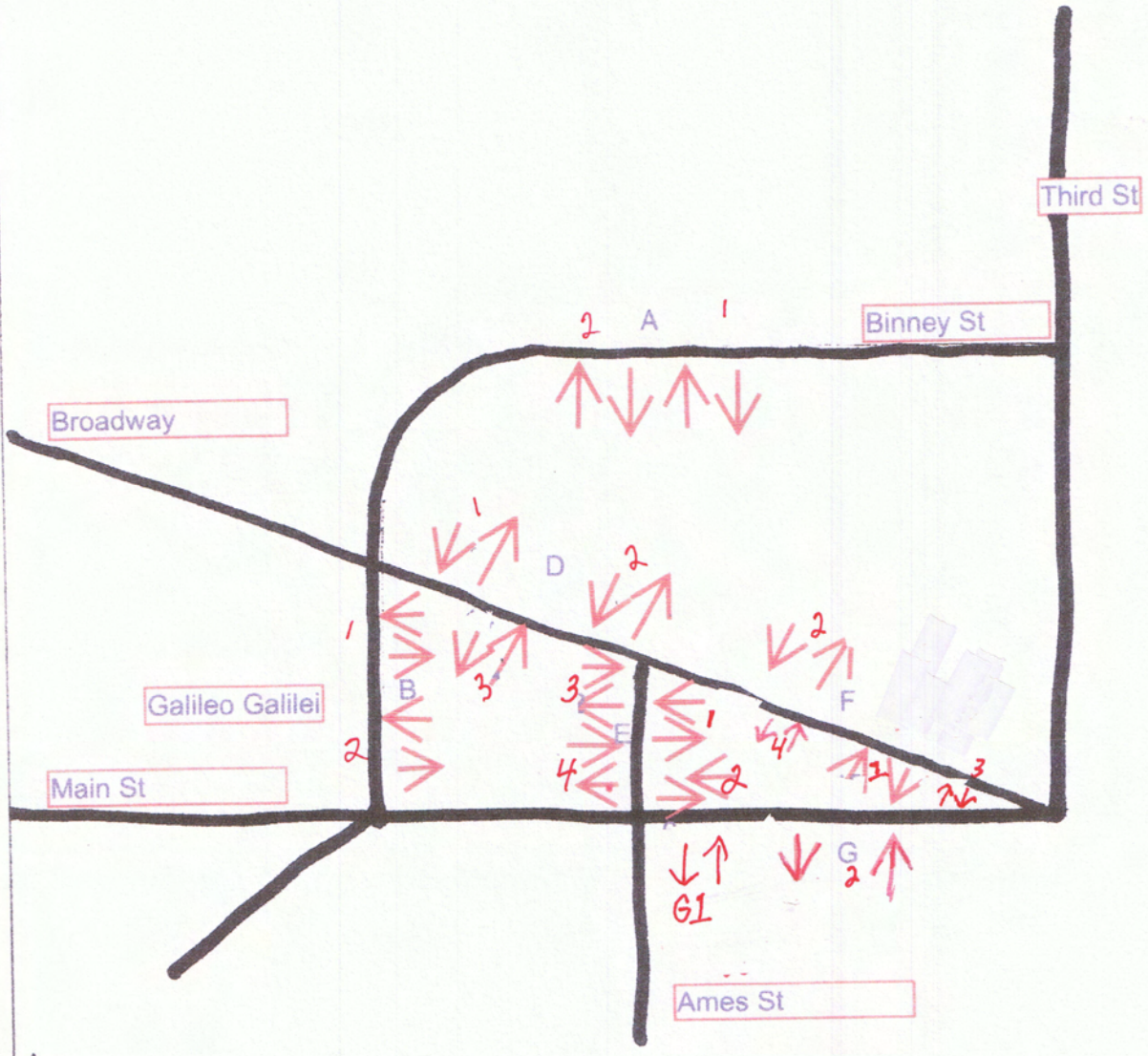
	04:00 PM	04:00 PM	04:00 PM	04:00 PM
+0 mins.	0	0	0	0
+15 mins.	0	0	0	0
+30 mins.	0	0	0	0
+45 mins.	0	0	0	0
Total Volume	0	0	0	0
% App. Total				
PHF	.000	.000	.000	.000

**Accurate Counts**  
978-664-2565

N/S Street : Ins & Outs at  
E/W Street: Main Street  
City/State : Cambridge, MA  
Weather : Cloudy

File Name : 0386000G  
Site Code : 0386000G  
Start Date : 5/15/2012  
Page No : 3





Kendall Square Annual Manual Drop off/Pick up - 'G'

Main ST

Time Period	Autos		Taxis		Delivery Trucks		Emergency		Police		Limousines		Buses		Motorcycles		Shuttle Bus		
	Drop Off	Pick Up	Drop Off	Pick Up	Drop Off	Pick Up	Drop Off	Pick Up	Drop Off	Pick Up	Drop Off	Pick Up	Drop Off	Pick Up	Drop Off	Pick Up	Drop Off	Pick Up	
7:00 - 7:15	###													###	###			###	###
7:15 - 7:30	###					###								###	###			###	###
7:30 - 7:45	###													###	###			###	###
7:45 - 8:00	###													###	###			###	###
8:00 - 8:15	###													###	###			###	###
8:15 - 8:30	###													###	###			###	###
8:30 - 8:45	###													###	###			###	###
8:45 - 9:00	###													###	###			###	###
Midday Period																			
11:00 - 11:15														###	###			###	###
11:15 - 11:30														###	###			###	###
11:30 - 11:45														###	###			###	###
11:45 - 12:00														###	###			###	###
12:00 - 12:15														###	###			###	###
12:15 - 12:30														###	###			###	###
12:30 - 12:45														###	###			###	###
12:45 - 1:00														###	###			###	###
Evening Period																			
4:00 - 4:15														###	###			###	###
4:15 - 4:30														###	###			###	###
4:30 - 4:45														###	###			###	###
4:45 - 5:00														###	###			###	###
5:00 - 5:15														###	###			###	###
5:15 - 5:30														###	###			###	###
5:30 - 5:45														###	###			###	###
5:45 - 6:00														###	###			###	###













Kendall Square Annual Manual Drop off/Pick up - 'G'

Main ST

Time Period	Autos		Taxis		Delivery Trucks		Emergency		Police		Limousines		Buses		Motorcycles		Shuttle Bus		
	Drop Off	Pick Up	Drop Off	Pick Up	Drop Off	Pick Up	Drop Off	Pick Up	Drop Off	Pick Up	Drop Off	Pick Up	Drop Off	Pick Up	Drop Off	Pick Up	Drop Off	Pick Up	
7:00 - 7:15	###													###	###			###	###
7:15 - 7:30	###					###								###	###			###	###
7:30 - 7:45	###													###	###			###	###
7:45 - 8:00	###													###	###			###	###
8:00 - 8:15	###													###	###			###	###
8:15 - 8:30	###													###	###			###	###
8:30 - 8:45	###													###	###			###	###
8:45 - 9:00	###													###	###			###	###
Midday Period																			
11:00 - 11:15														###	###			###	###
11:15 - 11:30														###	###			###	###
11:30 - 11:45														###	###			###	###
11:45 - 12:00														###	###			###	###
12:00 - 12:15														###	###			###	###
12:15 - 12:30														###	###			###	###
12:30 - 12:45														###	###			###	###
12:45 - 1:00														###	###			###	###
Evening Period																			
4:00 - 4:15														###	###			###	###
4:15 - 4:30														###	###			###	###
4:30 - 4:45														###	###			###	###
4:45 - 5:00														###	###			###	###
5:00 - 5:15														###	###			###	###
5:15 - 5:30														###	###			###	###
5:30 - 5:45														###	###			###	###
5:45 - 6:00														###	###			###	###













# **Tenant Survey Results Summary**



# **Parking Garage Data**

**Average Weekly Garage Accumulation  
East Garage Hourly Accumulation**

0:00 - 0:59	<b>20</b>
1:00 - 1:59	<b>19</b>
2:00 - 2:59	<b>19</b>
3:00 - 3:59	<b>21</b>
4:00 - 4:59	<b>60</b>
5:00 - 5:59	<b>112</b>
6:00 - 6:59	<b>181</b>
7:00 - 7:59	<b>332</b>
8:00 - 8:59	<b>453</b>
9:00 - 9:59	<b>511</b>
10:00 - 10:59	<b>542</b>
11:00 - 11:59	<b>542</b>
12:00 - 12:59	<b>509</b>
13:00 - 13:59	<b>434</b>
14:00 - 14:59	<b>379</b>
15:00 - 15:59	<b>286</b>
16:00 - 16:59	<b>174</b>
17:00 - 17:59	<b>104</b>
18:00 - 18:59	<b>74</b>
19:00 - 19:59	<b>54</b>
20:00 - 20:59	<b>39</b>
21:00 - 21:59	<b>29</b>
22:00 - 22:59	<b>25</b>
23:00 - 23:59	<b>29</b>

**AVERAGE ENTRY/EXIT REPORT**

From: 05/14/2012 05:00  
To: 5/18/2012 4:59

East Cambridge Center Garage  
Fee Computers, Auto Pay Stations, Credit Card, Express Parc

Lot = 78  
Printed on 10/04/2012 10:16

TRANSIENT ACTIVITY				
000 - 0:59	1	0.00%	0	0.00%
1:00 - 1:59	0	0.00%	0	0.00%
2:00 - 2:59	0	0.00%	0	0.00%
3:00 - 3:59	2	0.00%	0	0.00%
4:00 - 4:59	33	0.00%	1	0.00%
5:00 - 5:59	33	1.57%	2	0.00%
6:00 - 6:59	25	7.09%	3	0.00%
7:00 - 7:59	50	3.94%	5	0.76%
8:00 - 8:59	44	11.81%	7	0.76%
9:00 - 9:59	40	11.81%	14	1.53%
10:00 - 10:59	35	18.90%	15	3.82%
11:00 - 11:59	28	7.87%	28	6.87%
12:00 - 12:59	19	13.39%	50	4.58%
13:00 - 13:59	16	0.79%	81	8.40%
14:00 - 14:59	11	5.51%	43	12.98%
15:00 - 15:59	6	4.72%	39	11.45%
16:00 - 16:59	10	3.15%	29	11.45%
17:00 - 17:59	15	5.51%	19	18.32%
18:00 - 18:59	8	3.94%	12	8.49%
19:00 - 19:59	4	0.00%	14	2.29%
20:00 - 20:59	4	0.00%	13	3.05%
21:00 - 21:59	2	0.00%	6	4.58%
22:00 - 22:59	2	0.00%	3	0.76%
23:00 - 23:59	389	0.00%	386	0.00%
<b>Totals</b>	<b>776</b>	<b>100.00%</b>	<b>770</b>	<b>100.00%</b>
000 - 0:59	1	0.21%	3	0.42%
1:00 - 1:59	0	0.00%	1	0.00%
2:00 - 2:59	0	0.21%	1	0.21%
3:00 - 3:59	1	0.41%	1	0.00%
4:00 - 4:59	8	1.24%	1	0.00%
5:00 - 5:59	24	2.28%	3	0.21%
6:00 - 6:59	54	5.81%	7	0.42%
7:00 - 7:59	111	11.41%	6	1.06%
8:00 - 8:59	90	18.46%	6	1.06%
9:00 - 9:59	40	30.71%	7	1.06%
10:00 - 10:59	22	11.00%	10	2.12%
11:00 - 11:59	15	4.56%	15	2.12%
12:00 - 12:59	14	1.04%	16	1.91%
13:00 - 13:59	13	2.70%	23	2.12%
14:00 - 14:59	10	1.24%	32	5.93%
15:00 - 15:59	10	1.87%	69	8.05%
16:00 - 16:59	13	1.66%	106	17.58%
17:00 - 17:59	10	0.41%	77	28.18%
18:00 - 18:59	5	1.66%	31	15.68%
19:00 - 19:59	2	0.83%	13	6.57%
20:00 - 20:59	4	1.24%	11	1.91%
21:00 - 21:59	3	0.62%	9	0.64%
22:00 - 22:59	1	0.00%	4	1.06%
23:00 - 23:59	453	0.41%	453	1.69%
<b>Totals</b>	<b>905</b>	<b>100.00%</b>	<b>903</b>	<b>100.00%</b>
000 - 0:59	2	0.16%	3	0.33%
1:00 - 1:59	0	0.00%	1	0.00%
2:00 - 2:59	0	0.16%	1	0.17%
3:00 - 3:59	3	0.33%	1	0.00%
4:00 - 4:59	41	0.99%	2	0.00%
5:00 - 5:59	57	2.13%	5	0.17%
6:00 - 6:59	79	6.08%	10	0.33%
7:00 - 7:59	161	9.85%	10	1.00%
8:00 - 8:59	134	17.08%	13	1.00%
9:00 - 9:59	80	26.77%	22	1.16%
10:00 - 10:59	56	12.64%	25	2.49%
11:00 - 11:59	43	5.25%	43	3.15%
12:00 - 12:59	33	3.61%	66	2.49%
13:00 - 13:59	29	2.30%	104	3.48%
14:00 - 14:59	21	2.13%	76	7.46%
15:00 - 15:59	16	2.46%	108	8.79%
16:00 - 16:59	23	1.97%	135	16.25%
17:00 - 17:59	25	1.48%	96	26.04%
18:00 - 18:59	13	2.13%	43	14.10%
19:00 - 19:59	6	0.66%	26	5.64%
20:00 - 20:59	9	0.99%	24	2.16%
21:00 - 21:59	5	0.49%	15	1.49%
22:00 - 22:59	3	0.00%	7	1.00%
23:00 - 23:59	842	0.33%	838	1.33%
<b>Totals</b>	<b>1,682</b>	<b>100.00%</b>	<b>1,673</b>	<b>100.00%</b>

ENTRY/EXIT REPORT

From: 05/14/2012 05:00  
 To: 05/15/2012 04:59

East Cambridge Center Garage  
 Fee Computers, Auto Pay Stations

Printed on 10/04/2012 10:40

TRANSIENT ACTIVITY			
000 - 0:59	0	0.00%	0 0.00%
1:00 - 1:59	1	0.33%	0 0.00%
2:00 - 2:59	0	0.00%	0 0.00%
3:00 - 3:59	0	0.00%	0 0.00%
4:00 - 4:59	1	0.33%	0 0.00%
5:00 - 5:59	34	11.37%	0 0.00%
6:00 - 6:59	21	7.02%	2 0.68%
7:00 - 7:59	24	8.03%	0 0.00%
8:00 - 8:59	28	9.36%	3 1.02%
9:00 - 9:59	30	10.03%	6 2.05%
10:00 - 10:59	21	7.02%	9 3.07%
11:00 - 11:59	24	8.03%	9 3.07%
12:00 - 12:59	26	8.70%	17 5.80%
13:00 - 13:59	20	6.69%	20 6.83%
14:00 - 14:59	14	4.68%	62 21.16%
15:00 - 15:59	10	3.34%	40 13.65%
16:00 - 16:59	3	1.00%	34 11.60%
17:00 - 17:59	13	4.35%	22 7.51%
18:00 - 18:59	17	5.69%	21 7.17%
19:00 - 19:59	6	2.01%	10 3.41%
20:00 - 20:59	3	1.00%	16 5.46%
21:00 - 21:59	0	0.00%	16 5.46%
22:00 - 22:59	2	0.67%	5 1.71%
23:00 - 23:59	1	0.33%	1 0.34%
<b>Totals</b>	<b>299</b>	<b>100.00%</b>	<b>293</b> <b>100.00%</b>
000 - 0:59	0	0.00%	5 1.16%
1:00 - 1:59	1	0.22%	4 0.93%
2:00 - 2:59	0	0.00%	1 0.23%
3:00 - 3:59	1	0.23%	0 0.00%
4:00 - 4:59	1	0.23%	1 0.23%
5:00 - 5:59	6	1.36%	1 0.23%
6:00 - 6:59	24	5.44%	3 0.70%
7:00 - 7:59	49	11.11%	3 0.70%
8:00 - 8:59	110	24.94%	2 0.46%
9:00 - 9:59	110	24.94%	6 1.39%
10:00 - 10:59	43	9.75%	4 0.93%
11:00 - 11:59	21	4.76%	8 1.86%
12:00 - 12:59	13	2.95%	10 2.32%
13:00 - 13:59	7	1.59%	10 2.32%
14:00 - 14:59	9	2.04%	18 4.18%
15:00 - 15:59	11	2.49%	34 7.89%
16:00 - 16:59	7	1.59%	61 14.15%
17:00 - 17:59	11	2.49%	112 25.99%
18:00 - 18:59	5	1.13%	77 17.87%
19:00 - 19:59	2	0.45%	36 8.35%
20:00 - 20:59	3	0.68%	16 3.71%
21:00 - 21:59	4	0.91%	13 3.02%
22:00 - 22:59	2	0.45%	5 1.16%
23:00 - 23:59	1	0.23%	1 0.23%
<b>Totals</b>	<b>441</b>	<b>100.00%</b>	<b>431</b> <b>100.00%</b>
000 - 0:59	0	0.00%	5 0.69%
1:00 - 1:59	2	0.27%	4 0.55%
2:00 - 2:59	0	0.00%	1 0.14%
3:00 - 3:59	1	0.14%	0 0.00%
4:00 - 4:59	2	0.27%	1 0.14%
5:00 - 5:59	40	5.41%	1 0.14%
6:00 - 6:59	45	6.08%	5 0.69%
7:00 - 7:59	73	9.86%	3 0.41%
8:00 - 8:59	138	18.65%	5 0.69%
9:00 - 9:59	140	18.92%	12 1.66%
10:00 - 10:59	64	8.65%	13 1.80%
11:00 - 11:59	45	6.08%	17 2.35%
12:00 - 12:59	39	5.27%	27 3.73%
13:00 - 13:59	27	3.65%	30 4.14%
14:00 - 14:59	23	3.11%	80 11.05%
15:00 - 15:59	21	2.84%	74 10.22%
16:00 - 16:59	10	1.35%	95 13.12%
17:00 - 17:59	24	3.24%	134 18.51%
18:00 - 18:59	22	2.97%	98 13.54%
19:00 - 19:59	8	1.08%	46 6.35%
20:00 - 20:59	6	0.81%	32 4.42%
21:00 - 21:59	4	0.54%	29 4.01%
22:00 - 22:59	4	0.54%	10 1.38%
23:00 - 23:59	2	0.27%	2 0.28%
<b>Totals</b>	<b>740</b>	<b>100.00%</b>	<b>724</b> <b>100.00%</b>

ENTRY/EXIT REPORT

From: 05/15/2012 05:00  
 To: 05/16/2012 04:59

East Cambridge Center Garage  
 Fee Computers, Auto Pay Stations

Printed on 10/04/2012 10:41

TRANSIENT ACTIVITY				
000 - 0:59	0	0.00%	0	0.00%
1:00 - 1:59	1	0.26%	0	0.00%
2:00 - 2:59	0	0.00%	0	0.00%
3:00 - 3:59	1	0.26%	0	0.00%
4:00 - 4:59	6	1.55%	0	0.00%
5:00 - 5:59	29	7.49%	0	0.00%
6:00 - 6:59	28	7.24%	2	0.54%
7:00 - 7:59	25	6.46%	1	0.27%
8:00 - 8:59	42	10.85%	4	1.09%
9:00 - 9:59	39	10.08%	6	1.63%
10:00 - 10:59	38	9.82%	15	4.08%
11:00 - 11:59	38	9.82%	15	4.08%
12:00 - 12:59	37	9.56%	26	7.07%
13:00 - 13:59	19	4.91%	44	11.96%
14:00 - 14:59	21	5.43%	78	21.20%
15:00 - 15:59	13	3.36%	34	9.24%
16:00 - 16:59	9	2.33%	31	8.42%
17:00 - 17:59	11	2.84%	39	10.60%
18:00 - 18:59	12	3.10%	19	5.16%
19:00 - 19:59	10	2.58%	18	4.89%
20:00 - 20:59	6	1.55%	17	4.62%
21:00 - 21:59	1	0.26%	9	2.45%
22:00 - 22:59	1	0.26%	6	1.63%
23:00 - 23:59	0	0.00%	4	1.09%
<b>Totals</b>	<b>387</b>	<b>100.00%</b>	<b>368</b>	<b>100.00%</b>
000 - 0:59	0	0.00%	1	0.23%
1:00 - 1:59	1	0.22%	1	0.23%
2:00 - 2:59	0	0.00%	0	0.00%
3:00 - 3:59	0	0.00%	1	0.23%
4:00 - 4:59	0	0.00%	0	0.00%
5:00 - 5:59	8	1.80%	1	0.23%
6:00 - 6:59	23	5.18%	2	0.45%
7:00 - 7:59	60	13.51%	9	2.03%
8:00 - 8:59	114	25.68%	4	0.90%
9:00 - 9:59	90	20.27%	4	0.90%
10:00 - 10:59	24	5.41%	5	1.13%
11:00 - 11:59	26	5.86%	7	1.58%
12:00 - 12:59	14	3.15%	22	4.95%
13:00 - 13:59	16	3.60%	16	3.60%
14:00 - 14:59	17	3.83%	21	4.73%
15:00 - 15:59	9	2.03%	26	5.86%
16:00 - 16:59	9	2.03%	74	16.67%
17:00 - 17:59	12	2.70%	109	24.55%
18:00 - 18:59	11	2.48%	80	18.02%
19:00 - 19:59	2	0.45%	29	6.53%
20:00 - 20:59	1	0.23%	9	2.03%
21:00 - 21:59	3	0.68%	9	2.03%
22:00 - 22:59	3	0.68%	10	2.25%
23:00 - 23:59	1	0.23%	4	0.90%
<b>Totals</b>	<b>444</b>	<b>100.00%</b>	<b>444</b>	<b>100.00%</b>
000 - 0:59	0	0.00%	1	0.12%
1:00 - 1:59	2	0.24%	1	0.12%
2:00 - 2:59	0	0.00%	0	0.00%
3:00 - 3:59	1	0.12%	1	0.12%
4:00 - 4:59	6	0.72%	0	0.00%
5:00 - 5:59	37	4.45%	1	0.12%
6:00 - 6:59	51	6.14%	4	0.49%
7:00 - 7:59	85	10.23%	10	1.23%
8:00 - 8:59	156	18.77%	8	0.99%
9:00 - 9:59	129	15.52%	10	1.23%
10:00 - 10:59	62	7.46%	20	2.46%
11:00 - 11:59	64	7.70%	22	2.71%
12:00 - 12:59	51	6.14%	48	5.91%
13:00 - 13:59	35	4.21%	60	7.39%
14:00 - 14:59	38	4.57%	99	12.19%
15:00 - 15:59	22	2.65%	60	7.39%
16:00 - 16:59	18	2.17%	105	12.93%
17:00 - 17:59	23	2.77%	148	18.23%
18:00 - 18:59	23	2.77%	99	12.19%
19:00 - 19:59	12	1.44%	47	5.79%
20:00 - 20:59	7	0.84%	26	3.20%
21:00 - 21:59	4	0.48%	18	2.22%
22:00 - 22:59	4	0.48%	16	1.97%
23:00 - 23:59	1	0.12%	8	0.99%
<b>Totals</b>	<b>831</b>	<b>100.00%</b>	<b>812</b>	<b>100.00%</b>



ENTRY/EXIT REPORT

From: 05/16/2012 05:00  
 To: 05/17/2012 04:59

East Cambridge Center Garage  
 Fee Computers, Auto Pay Stations

Printed on 10/04/2012 10:42

TRANSIENT ACTIVITY			
000 - 0:59	0	0.00%	1 0.23%
1:00 - 1:59	0	0.00%	0 0.00%
2:00 - 2:59	0	0.00%	0 0.00%
3:00 - 3:59	0	0.00%	0 0.00%
4:00 - 4:59	2	0.47%	1 0.23%
5:00 - 5:59	35	8.24%	1 0.23%
6:00 - 6:59	38	8.94%	3 0.70%
7:00 - 7:59	28	6.59%	2 0.47%
8:00 - 8:59	54	12.71%	11 2.56%
9:00 - 9:59	58	13.65%	7 1.63%
10:00 - 10:59	39	9.18%	12 2.80%
11:00 - 11:59	35	8.24%	15 3.50%
12:00 - 12:59	27	6.35%	44 10.26%
13:00 - 13:59	21	4.94%	70 16.32%
14:00 - 14:59	22	5.18%	75 17.48%
15:00 - 15:59	11	2.59%	40 9.32%
16:00 - 16:59	8	1.88%	47 10.96%
17:00 - 17:59	14	3.29%	32 7.46%
18:00 - 18:59	15	3.53%	21 4.90%
19:00 - 19:59	6	1.41%	14 3.26%
20:00 - 20:59	2	0.47%	14 3.26%
21:00 - 21:59	7	1.65%	14 3.26%
22:00 - 22:59	1	0.24%	3 0.70%
23:00 - 23:59	2	0.47%	2 0.47%
<b>Totals</b>	<b>425</b>	<b>100.00%</b>	<b>429</b> <b>100.00%</b>
000 - 0:59	0	0.00%	1 0.21%
1:00 - 1:59	1	0.21%	1 0.21%
2:00 - 2:59	0	0.00%	2 0.42%
3:00 - 3:59	0	0.00%	1 0.21%
4:00 - 4:59	2	0.43%	1 0.21%
5:00 - 5:59	8	1.72%	1 0.21%
6:00 - 6:59	27	5.79%	4 0.85%
7:00 - 7:59	49	10.52%	8 1.69%
8:00 - 8:59	118	25.32%	6 1.27%
9:00 - 9:59	84	18.03%	6 1.27%
10:00 - 10:59	44	9.44%	8 1.69%
11:00 - 11:59	23	4.94%	10 2.11%
12:00 - 12:59	15	3.22%	16 3.38%
13:00 - 13:59	14	3.00%	22 4.65%
14:00 - 14:59	16	3.43%	21 4.44%
15:00 - 15:59	13	2.79%	33 6.98%
16:00 - 16:59	10	2.15%	69 14.59%
17:00 - 17:59	15	3.22%	108 22.83%
18:00 - 18:59	13	2.79%	91 19.24%
19:00 - 19:59	6	1.29%	32 6.77%
20:00 - 20:59	1	0.21%	15 3.17%
21:00 - 21:59	3	0.64%	7 1.48%
22:00 - 22:59	4	0.86%	7 1.48%
23:00 - 23:59	0	0.00%	3 0.63%
<b>Totals</b>	<b>466</b>	<b>100.00%</b>	<b>473</b> <b>100.00%</b>
000 - 0:59	0	0.00%	2 0.22%
1:00 - 1:59	1	0.11%	1 0.11%
2:00 - 2:59	0	0.00%	2 0.22%
3:00 - 3:59	0	0.00%	1 0.11%
4:00 - 4:59	4	0.45%	2 0.22%
5:00 - 5:59	43	4.83%	2 0.22%
6:00 - 6:59	65	7.30%	7 0.78%
7:00 - 7:59	77	8.64%	10 1.11%
8:00 - 8:59	172	19.30%	17 1.88%
9:00 - 9:59	142	15.94%	13 1.44%
10:00 - 10:59	83	9.32%	20 2.22%
11:00 - 11:59	58	6.51%	25 2.77%
12:00 - 12:59	42	4.71%	60 6.65%
13:00 - 13:59	35	3.93%	92 10.20%
14:00 - 14:59	38	4.26%	96 10.64%
15:00 - 15:59	24	2.69%	73 8.09%
16:00 - 16:59	18	2.02%	116 12.86%
17:00 - 17:59	29	3.25%	140 15.52%
18:00 - 18:59	28	3.14%	112 12.42%
19:00 - 19:59	12	1.35%	46 5.10%
20:00 - 20:59	3	0.34%	29 3.22%
21:00 - 21:59	10	1.12%	21 2.33%
22:00 - 22:59	5	0.56%	10 1.11%
23:00 - 23:59	2	0.22%	5 0.55%
<b>Totals</b>	<b>891</b>	<b>100.00%</b>	<b>902</b> <b>100.00%</b>

ENTRY/EXIT REPORT

From: 05/17/2012 05:00  
 To: 05/18/2012 04:59

East Cambridge Center Garage  
 Fee Computers, Auto Pay Stations

Printed on 10/04/2012 10:42

TRANSIENT ACTIVITY			
Time Range	Count	Percentage	Count
000 - 059	1	0.22%	1
100 - 159	0	0.00%	0
200 - 259	0	0.00%	0
300 - 359	0	0.00%	0
400 - 459	0	0.00%	0
500 - 559	35	7.54%	1
600 - 659	40	8.62%	1
700 - 759	25	5.39%	7
800 - 859	63	13.58%	5
900 - 959	55	11.85%	9
1000 - 1059	72	15.52%	23
1100 - 1159	46	9.91%	21
1200 - 1259	35	7.54%	25
1300 - 1359	20	4.31%	55
1400 - 1459	13	2.80%	119
1500 - 1559	11	2.37%	55
1600 - 1659	4	0.86%	47
1700 - 1759	9	1.94%	36
1800 - 1859	17	3.66%	24
1900 - 1959	9	1.94%	13
2000 - 2059	3	0.65%	20
2100 - 2159	6	1.29%	12
2200 - 2259	0	0.00%	5
2300 - 2359	0	0.00%	2
<b>Totals</b>	<b>464</b>	<b>100.00%</b>	<b>481</b>
000 - 059	3	0.62%	3
100 - 159	1	0.21%	2
200 - 259	0	0.00%	2
300 - 359	0	0.00%	1
400 - 459	4	0.83%	1
500 - 559	10	2.08%	1
600 - 659	24	4.99%	6
700 - 759	63	13.10%	9
800 - 859	109	22.66%	8
900 - 959	85	17.67%	8
1000 - 1059	45	9.36%	9
1100 - 1159	17	3.53%	12
1200 - 1259	22	4.57%	11
1300 - 1359	12	2.49%	10
1400 - 1459	14	2.91%	27
1500 - 1559	8	1.66%	28
1600 - 1659	11	2.29%	62
1700 - 1759	17	3.53%	110
1800 - 1859	13	2.70%	83
1900 - 1959	10	2.08%	35
2000 - 2059	2	0.42%	17
2100 - 2159	8	1.66%	17
2200 - 2259	2	0.42%	12
2300 - 2359	1	0.21%	7
<b>Totals</b>	<b>481</b>	<b>100.00%</b>	<b>481</b>
000 - 059	4	0.42%	4
100 - 159	1	0.11%	2
200 - 259	0	0.00%	2
300 - 359	0	0.00%	1
400 - 459	4	0.42%	1
500 - 559	45	4.76%	2
600 - 659	64	6.77%	7
700 - 759	88	9.31%	16
800 - 859	172	18.20%	13
900 - 959	140	14.81%	17
1000 - 1059	117	12.38%	32
1100 - 1159	63	6.67%	33
1200 - 1259	57	6.03%	36
1300 - 1359	32	3.39%	65
1400 - 1459	27	2.80%	146
1500 - 1559	19	2.01%	83
1600 - 1659	15	1.59%	109
1700 - 1759	26	2.75%	146
1800 - 1859	30	3.17%	107
1900 - 1959	19	2.01%	48
2000 - 2059	5	0.53%	37
2100 - 2159	14	1.48%	29
2200 - 2259	2	0.21%	17
2300 - 2359	1	0.11%	9
<b>Totals</b>	<b>945</b>	<b>100.00%</b>	<b>962</b>

ENTRY/EXIT REPORT

From: 05/18/2012 05:00  
 To: 05/19/2012 04:59

East Cambridge Center Garage  
 Fee Computers, Auto Pay Stations

Printed on 10/04/2012 10:43

TRANSIENT ACTIVITY				
000 - 0:59	4	1.09%	2	0.56%
1:00 - 1:59	3	0.82%	0	0.00%
2:00 - 2:59	2	0.54%	1	0.28%
3:00 - 3:59	0	0.00%	0	0.00%
4:00 - 4:59	0	0.00%	1	0.28%
5:00 - 5:59	32	8.70%	1	0.28%
6:00 - 6:59	40	10.87%	1	0.28%
7:00 - 7:59	23	6.25%	6	1.68%
8:00 - 8:59	63	17.12%	1	0.28%
9:00 - 9:59	38	10.33%	5	1.40%
10:00 - 10:59	28	7.61%	13	3.64%
11:00 - 11:59	30	8.15%	15	4.20%
12:00 - 12:59	15	4.08%	27	7.56%
13:00 - 13:59	17	4.62%	61	17.09%
14:00 - 14:59	9	2.45%	71	19.89%
15:00 - 15:59	9	2.45%	48	13.45%
16:00 - 16:59	4	1.09%	36	10.08%
17:00 - 17:59	4	1.09%	18	5.04%
18:00 - 18:59	13	3.53%	10	2.80%
19:00 - 19:59	8	2.17%	7	1.96%
20:00 - 20:59	8	2.17%	2	0.56%
21:00 - 21:59	7	1.90%	14	3.92%
22:00 - 22:59	4	1.09%	11	3.08%
23:00 - 23:59	7	1.90%	6	1.68%
<b>Totals</b>	<b>368</b>	<b>100.00%</b>	<b>357</b>	<b>100.00%</b>
000 - 0:59	0	0.00%	3	0.69%
1:00 - 1:59	3	0.69%	5	1.15%
2:00 - 2:59	0	0.00%	0	0.00%
3:00 - 3:59	0	0.00%	0	0.00%
4:00 - 4:59	0	0.00%	0	0.00%
5:00 - 5:59	8	1.85%	1	0.23%
6:00 - 6:59	20	4.62%	2	0.46%
7:00 - 7:59	49	11.32%	7	1.61%
8:00 - 8:59	105	24.25%	8	1.84%
9:00 - 9:59	80	18.48%	7	1.61%
10:00 - 10:59	44	10.16%	10	2.30%
11:00 - 11:59	21	4.85%	11	2.53%
12:00 - 12:59	11	2.54%	18	4.15%
13:00 - 13:59	19	4.39%	24	5.53%
14:00 - 14:59	11	2.54%	28	6.45%
15:00 - 15:59	9	2.08%	40	9.22%
16:00 - 16:59	13	3.00%	80	18.43%
17:00 - 17:59	10	2.31%	90	20.74%
18:00 - 18:59	10	2.31%	53	12.21%
19:00 - 19:59	6	1.39%	21	4.84%
20:00 - 20:59	3	0.69%	6	1.38%
21:00 - 21:59	4	0.92%	8	1.84%
22:00 - 22:59	5	1.15%	9	2.07%
23:00 - 23:59	2	0.46%	3	0.69%
<b>Totals</b>	<b>433</b>	<b>100.00%</b>	<b>434</b>	<b>100.00%</b>
000 - 0:59	4	0.50%	5	0.63%
1:00 - 1:59	6	0.75%	5	0.63%
2:00 - 2:59	2	0.25%	1	0.13%
3:00 - 3:59	0	0.00%	0	0.00%
4:00 - 4:59	0	0.00%	1	0.13%
5:00 - 5:59	40	4.99%	2	0.25%
6:00 - 6:59	60	7.49%	3	0.38%
7:00 - 7:59	72	8.99%	13	1.64%
8:00 - 8:59	168	20.97%	9	1.14%
9:00 - 9:59	118	14.73%	12	1.52%
10:00 - 10:59	72	8.99%	23	2.91%
11:00 - 11:59	51	6.37%	26	3.29%
12:00 - 12:59	26	3.25%	45	5.69%
13:00 - 13:59	36	4.49%	85	10.75%
14:00 - 14:59	20	2.50%	99	12.52%
15:00 - 15:59	18	2.25%	88	11.13%
16:00 - 16:59	17	2.12%	116	14.66%
17:00 - 17:59	14	1.75%	108	13.65%
18:00 - 18:59	23	2.87%	63	7.96%
19:00 - 19:59	14	1.75%	28	3.54%
20:00 - 20:59	11	1.37%	8	1.01%
21:00 - 21:59	11	1.37%	22	2.78%
22:00 - 22:59	9	1.12%	20	2.53%
23:00 - 23:59	9	1.12%	9	1.14%
<b>Totals</b>	<b>801</b>	<b>100.00%</b>	<b>791</b>	<b>100.00%</b>

**Cambridge Center West Garage  
Average Weekly Garage Accumulation**

0:00 - 0:59	<b>19</b>
1:00 - 1:59	<b>19</b>
2:00 - 2:59	<b>18</b>
3:00 - 3:59	<b>19</b>
4:00 - 4:59	<b>25</b>
5:00 - 5:59	<b>38</b>
6:00 - 6:59	<b>75</b>
7:00 - 7:59	<b>128</b>
8:00 - 8:59	<b>234</b>
9:00 - 9:59	<b>376</b>
10:00 - 10:59	<b>431</b>
11:00 - 11:59	<b>451</b>
12:00 - 12:59	<b>451</b>
13:00 - 13:59	<b>444</b>
14:00 - 14:59	<b>411</b>
15:00 - 15:59	<b>361</b>
16:00 - 16:59	<b>267</b>
17:00 - 17:59	<b>143</b>
18:00 - 18:59	<b>81</b>
19:00 - 19:59	<b>53</b>
20:00 - 20:59	<b>39</b>
21:00 - 21:59	<b>28</b>
22:00 - 22:59	<b>24</b>
23:00 - 23:59	<b>22</b>

**AVERAGE ENTRY/EXIT REPORT**

From: 05/14/2012 05:00  
To: 5/18/2012 4:59

Cambridge Center West Garage  
Fee Computers, Auto Pay Stations, Credit Card, Express Parc

Lot = 78  
Printed on 10/04/2012 10:16

TRANSIENT ACTIVITY			
000 - 0:59	1	0.00%	1 0.00%
100 - 1:59	0	0.00%	0 0.00%
200 - 2:59	0	0.00%	0 0.00%
300 - 3:59	0	0.00%	0 0.00%
400 - 4:59	0	0.00%	0 0.00%
500 - 5:59	4	1.57%	0 0.00%
600 - 6:59	8	7.09%	0 0.00%
700 - 7:59	12	3.94%	1 0.76%
800 - 8:59	18	11.81%	1 0.76%
900 - 9:59	23	11.81%	2 1.53%
1000 - 10:59	18	18.90%	5 3.82%
1100 - 11:59	13	7.87%	8 6.87%
1200 - 12:59	11	13.39%	10 4.58%
1300 - 13:59	7	0.79%	14 8.40%
1400 - 14:59	5	5.51%	16 12.98%
1500 - 15:59	5	4.72%	17 11.45%
1600 - 16:59	2	3.15%	18 11.45%
1700 - 17:59	8	5.51%	18 18.32%
1800 - 18:59	6	3.94%	10 8.40%
1900 - 19:59	2	0.00%	5 2.29%
2000 - 20:59	1	0.00%	6 3.05%
2100 - 21:59	1	0.00%	10 4.58%
2200 - 22:59	1	0.00%	2 0.76%
2300 - 23:59	0	0.00%	1 0.00%
<b>Totals</b>	<b>145</b>	<b>100.00%</b>	<b>145</b> <b>100.00%</b>
000 - 0:59	1	0.21%	2 0.42%
100 - 1:59	1	0.00%	1 0.00%
200 - 2:59	1	0.21%	1 0.21%
300 - 3:59	1	0.41%	0 0.00%
400 - 4:59	5	1.24%	0 0.00%
500 - 5:59	11	2.28%	1 0.21%
600 - 6:59	30	5.81%	2 0.42%
700 - 7:59	51	11.41%	9 1.06%
800 - 8:59	99	18.46%	9 1.06%
900 - 9:59	127	30.71%	6 1.06%
1000 - 10:59	52	11.00%	11 2.12%
1100 - 11:59	27	4.56%	11 2.12%
1200 - 12:59	12	1.04%	14 1.91%
1300 - 13:59	15	2.70%	15 2.12%
1400 - 14:59	11	1.24%	33 5.93%
1500 - 15:59	8	1.87%	46 8.05%
1600 - 16:59	6	1.66%	84 17.58%
1700 - 17:59	5	0.41%	120 28.18%
1800 - 18:59	5	1.66%	63 15.68%
1900 - 19:59	6	0.83%	31 6.57%
2000 - 20:59	5	1.24%	14 1.91%
2100 - 21:59	4	0.62%	7 0.64%
2200 - 22:59	2	0.00%	4 1.06%
2300 - 23:59	2	0.41%	4 1.69%
<b>Totals</b>	<b>488</b>	<b>100.00%</b>	<b>457</b> <b>100.00%</b>
000 - 0:59	2	0.16%	2 0.33%
100 - 1:59	1	0.00%	1 0.00%
200 - 2:59	1	0.16%	2 0.17%
300 - 3:59	1	0.33%	0 0.00%
400 - 4:59	6	0.99%	0 0.00%
500 - 5:59	15	2.13%	1 0.17%
600 - 6:59	38	6.08%	2 0.33%
700 - 7:59	63	9.85%	10 1.00%
800 - 8:59	117	17.08%	10 1.00%
900 - 9:59	150	26.77%	9 1.16%
1000 - 10:59	71	12.64%	16 2.49%
1100 - 11:59	40	5.25%	19 3.15%
1200 - 12:59	23	3.61%	24 2.49%
1300 - 13:59	22	2.30%	29 3.48%
1400 - 14:59	16	2.13%	49 7.46%
1500 - 15:59	13	2.46%	63 8.79%
1600 - 16:59	8	1.97%	102 16.25%
1700 - 17:59	13	1.48%	137 26.04%
1800 - 18:59	11	2.13%	73 14.10%
1900 - 19:59	8	0.66%	36 5.64%
2000 - 20:59	6	0.99%	20 2.16%
2100 - 21:59	5	0.49%	16 1.49%
2200 - 22:59	3	0.00%	6 1.00%
2300 - 23:59	2	0.33%	5 1.33%
<b>Totals</b>	<b>634</b>	<b>100.00%</b>	<b>632</b> <b>100.00%</b>

ENTRY/EXIT REPORT

From: 05/14/2012 05:00  
To: 05/15/2012 04:59

Cambridge Center West Garage  
Fee Computers, Auto Pay Stations, Credit Card, Express Parc

Lot = 78  
Printed on 10/04/2012 10:16

TRANSIENT ACTIVITY			
000 - 0:59	0	0.00%	0 0.00%
100 - 1:59	0	0.00%	0 0.00%
200 - 2:59	0	0.00%	0 0.00%
300 - 3:59	0	0.00%	0 0.00%
400 - 4:59	0	0.00%	0 0.00%
500 - 5:59	2	1.57%	0 0.00%
600 - 6:59	9	7.09%	0 0.00%
700 - 7:59	5	3.94%	1 0.76%
800 - 8:59	15	11.81%	1 0.76%
900 - 9:59	15	11.81%	2 1.53%
1000 - 10:59	24	18.90%	5 3.82%
1100 - 11:59	10	7.87%	9 6.87%
1200 - 12:59	17	13.39%	6 4.58%
1300 - 13:59	1	0.79%	11 8.40%
1400 - 14:59	7	5.51%	17 12.98%
1500 - 15:59	6	4.72%	15 11.45%
1600 - 16:59	4	3.15%	15 11.45%
1700 - 17:59	7	5.51%	24 18.32%
1800 - 18:59	5	3.94%	11 8.40%
1900 - 19:59	0	0.00%	3 2.29%
2000 - 20:59	0	0.00%	4 3.05%
2100 - 21:59	0	0.00%	6 4.58%
2200 - 22:59	0	0.00%	1 0.76%
2300 - 23:59	0	0.00%	0 0.00%
<b>Totals</b>	<b>127</b>	<b>100.00%</b>	<b>131</b> <b>100.00%</b>
000 - 0:59	1	0.21%	2 0.42%
100 - 1:59	0	0.00%	0 0.00%
200 - 2:59	1	0.21%	1 0.21%
300 - 3:59	2	0.41%	0 0.00%
400 - 4:59	6	1.24%	0 0.00%
500 - 5:59	11	2.28%	1 0.21%
600 - 6:59	28	5.81%	2 0.42%
700 - 7:59	55	11.41%	5 1.06%
800 - 8:59	89	18.46%	5 1.06%
900 - 9:59	148	30.71%	5 1.06%
1000 - 10:59	53	11.00%	10 2.12%
1100 - 11:59	22	4.56%	10 2.12%
1200 - 12:59	5	1.04%	9 1.91%
1300 - 13:59	13	2.70%	10 2.12%
1400 - 14:59	6	1.24%	28 5.93%
1500 - 15:59	9	1.87%	38 8.05%
1600 - 16:59	8	1.66%	83 17.58%
1700 - 17:59	2	0.41%	133 28.18%
1800 - 18:59	8	1.66%	74 15.68%
1900 - 19:59	4	0.83%	31 6.57%
2000 - 20:59	6	1.24%	9 1.91%
2100 - 21:59	3	0.62%	3 0.64%
2200 - 22:59	0	0.00%	5 1.06%
2300 - 23:59	2	0.41%	8 1.69%
<b>Totals</b>	<b>482</b>	<b>100.00%</b>	<b>472</b> <b>100.00%</b>
000 - 0:59	1	0.16%	2 0.33%
100 - 1:59	0	0.00%	0 0.00%
200 - 2:59	1	0.16%	1 0.17%
300 - 3:59	2	0.33%	0 0.00%
400 - 4:59	6	0.99%	0 0.00%
500 - 5:59	13	2.13%	1 0.17%
600 - 6:59	37	6.08%	2 0.33%
700 - 7:59	60	9.85%	6 1.00%
800 - 8:59	104	17.08%	6 1.00%
900 - 9:59	163	26.77%	7 1.16%
1000 - 10:59	77	12.64%	15 2.49%
1100 - 11:59	32	5.25%	19 3.15%
1200 - 12:59	22	3.61%	15 2.49%
1300 - 13:59	14	2.30%	21 3.48%
1400 - 14:59	13	2.13%	45 7.46%
1500 - 15:59	15	2.46%	53 8.79%
1600 - 16:59	12	1.97%	98 16.25%
1700 - 17:59	9	1.48%	157 26.04%
1800 - 18:59	13	2.13%	85 14.10%
1900 - 19:59	4	0.66%	34 5.64%
2000 - 20:59	6	0.99%	13 2.16%
2100 - 21:59	3	0.49%	9 1.49%
2200 - 22:59	0	0.00%	6 1.00%
2300 - 23:59	2	0.33%	8 1.33%
<b>Totals</b>	<b>609</b>	<b>100.00%</b>	<b>603</b> <b>100.00%</b>

ENTRY/EXIT REPORT

From: 05/15/2012 05:00  
To: 05/16/2012 04:59

Cambridge Center West Garage  
Fee Computers, Auto Pay Stations, Credit Card, Express Parc

Lot = 78  
Printed on 10/04/2012 10:20

TRANSIENT ACTIVITY			
000 - 0:59	1	0.67%	1 0.69%
100 - 1:59	0	0.00%	1 0.69%
200 - 2:59	0	0.00%	1 0.69%
300 - 3:59	0	0.00%	0 0.00%
400 - 4:59	1	0.67%	0 0.00%
500 - 5:59	5	3.36%	0 0.00%
600 - 6:59	6	4.03%	0 0.00%
700 - 7:59	14	9.40%	1 0.69%
800 - 8:59	18	12.08%	0 0.00%
900 - 9:59	26	17.45%	4 2.76%
1000 - 10:59	15	10.07%	5 3.45%
1100 - 11:59	21	14.09%	6 4.14%
1200 - 12:59	8	5.37%	14 9.66%
1300 - 13:59	11	7.38%	20 13.79%
1400 - 14:59	2	1.34%	19 13.10%
1500 - 15:59	5	3.36%	15 10.34%
1600 - 16:59	3	2.01%	21 14.48%
1700 - 17:59	9	6.04%	10 6.90%
1800 - 18:59	4	2.68%	4 2.76%
1900 - 19:59	0	0.00%	3 2.07%
2000 - 20:59	0	0.00%	8 5.52%
2100 - 21:59	0	0.00%	12 8.28%
2200 - 22:59	0	0.00%	0 0.00%
2300 - 23:59	0	0.00%	0 0.00%
<b>Totals</b>	<b>149</b>	<b>100.00%</b>	<b>145</b> <b>100.00%</b>
000 - 0:59	0	0.00%	3 0.62%
100 - 1:59	2	0.41%	1 0.21%
200 - 2:59	1	0.21%	1 0.21%
300 - 3:59	1	0.21%	0 0.00%
400 - 4:59	8	1.66%	0 0.00%
500 - 5:59	9	1.86%	1 0.21%
600 - 6:59	36	7.45%	3 0.62%
700 - 7:59	55	11.39%	9 1.87%
800 - 8:59	104	21.53%	6 1.25%
900 - 9:59	117	24.22%	5 1.04%
1000 - 10:59	57	11.80%	11 2.29%
1100 - 11:59	22	4.55%	10 2.08%
1200 - 12:59	10	2.07%	13 2.70%
1300 - 13:59	17	3.52%	12 2.49%
1400 - 14:59	6	1.24%	28 5.82%
1500 - 15:59	8	1.66%	36 7.48%
1600 - 16:59	1	0.21%	82 17.05%
1700 - 17:59	5	1.04%	128 26.61%
1800 - 18:59	5	1.04%	63 13.10%
1900 - 19:59	6	1.24%	31 6.44%
2000 - 20:59	4	0.83%	22 4.57%
2100 - 21:59	5	1.04%	9 1.87%
2200 - 22:59	3	0.62%	3 0.62%
2300 - 23:59	1	0.21%	4 0.83%
<b>Totals</b>	<b>483</b>	<b>100.00%</b>	<b>481</b> <b>100.00%</b>
000 - 0:59	1	0.16%	4 0.64%
100 - 1:59	2	0.32%	2 0.32%
200 - 2:59	1	0.16%	2 0.32%
300 - 3:59	1	0.16%	0 0.00%
400 - 4:59	9	1.42%	0 0.00%
500 - 5:59	14	2.22%	1 0.16%
600 - 6:59	42	6.65%	3 0.48%
700 - 7:59	69	10.92%	10 1.60%
800 - 8:59	122	19.30%	6 0.96%
900 - 9:59	143	22.63%	9 1.44%
1000 - 10:59	72	11.39%	16 2.56%
1100 - 11:59	43	6.80%	16 2.56%
1200 - 12:59	18	2.85%	27 4.31%
1300 - 13:59	28	4.43%	32 5.11%
1400 - 14:59	8	1.27%	47 7.51%
1500 - 15:59	13	2.06%	51 8.15%
1600 - 16:59	4	0.63%	103 16.45%
1700 - 17:59	14	2.22%	138 22.04%
1800 - 18:59	9	1.42%	67 10.70%
1900 - 19:59	6	0.95%	34 5.43%
2000 - 20:59	4	0.63%	30 4.79%
2100 - 21:59	5	0.79%	21 3.35%
2200 - 22:59	3	0.47%	3 0.48%
2300 - 23:59	1	0.16%	4 0.64%
<b>Totals</b>	<b>632</b>	<b>100.00%</b>	<b>626</b> <b>100.00%</b>

ENTRY/EXIT REPORT

From: 05/16/2012 05:00  
To: 05/17/2012 04:59

Cambridge Center West Garage  
Fee Computers, Auto Pay Stations, Credit Card, Express Parc

Lot = 78  
Printed on 10/04/2012 10:23

TRANSIENT ACTIVITY			
000 - 0:59	1	0.61%	1 0.63%
100 - 1:59	0	0.00%	0 0.00%
200 - 2:59	0	0.00%	0 0.00%
300 - 3:59	0	0.00%	0 0.00%
400 - 4:59	1	0.61%	0 0.00%
500 - 5:59	4	2.44%	0 0.00%
600 - 6:59	8	4.88%	0 0.00%
700 - 7:59	13	7.93%	2 1.27%
800 - 8:59	15	9.15%	2 1.27%
900 - 9:59	28	17.07%	2 1.27%
1000 - 10:59	25	15.24%	1 0.63%
1100 - 11:59	10	6.10%	6 3.80%
1200 - 12:59	9	5.49%	9 5.70%
1300 - 13:59	7	4.27%	10 6.33%
1400 - 14:59	9	5.49%	19 12.03%
1500 - 15:59	8	4.88%	19 12.03%
1600 - 16:59	2	1.22%	18 11.39%
1700 - 17:59	9	5.49%	24 15.19%
1800 - 18:59	9	5.49%	16 10.13%
1900 - 19:59	2	1.22%	10 6.33%
2000 - 20:59	1	0.61%	6 3.80%
2100 - 21:59	1	0.61%	11 6.96%
2200 - 22:59	2	1.22%	1 0.63%
2300 - 23:59	0	0.00%	1 0.63%
<b>Totals</b>	<b>164</b>	<b>100.00%</b>	<b>158</b> <b>100.00%</b>
000 - 0:59	0	0.00%	0 0.00%
100 - 1:59	1	0.19%	1 0.19%
200 - 2:59	2	0.38%	1 0.19%
300 - 3:59	2	0.38%	1 0.19%
400 - 4:59	5	0.96%	0 0.00%
500 - 5:59	13	2.50%	1 0.19%
600 - 6:59	35	6.73%	1 0.19%
700 - 7:59	48	9.23%	11 2.13%
800 - 8:59	99	19.04%	7 1.35%
900 - 9:59	121	23.27%	7 1.35%
1000 - 10:59	55	10.58%	11 2.13%
1100 - 11:59	40	7.69%	11 2.13%
1200 - 12:59	23	4.42%	25 4.84%
1300 - 13:59	15	2.88%	20 3.87%
1400 - 14:59	18	3.46%	34 6.58%
1500 - 15:59	7	1.35%	42 8.12%
1600 - 16:59	9	1.73%	83 16.05%
1700 - 17:59	6	1.15%	120 23.21%
1800 - 18:59	4	0.77%	79 15.28%
1900 - 19:59	6	1.15%	36 6.96%
2000 - 20:59	2	0.38%	10 1.93%
2100 - 21:59	5	0.96%	10 1.93%
2200 - 22:59	3	0.58%	5 0.97%
2300 - 23:59	1	0.19%	1 0.19%
<b>Totals</b>	<b>520</b>	<b>100.00%</b>	<b>517</b> <b>100.00%</b>
000 - 0:59	1	0.15%	1 0.15%
100 - 1:59	1	0.15%	1 0.15%
200 - 2:59	2	0.29%	1 0.15%
300 - 3:59	2	0.29%	1 0.15%
400 - 4:59	6	0.88%	0 0.00%
500 - 5:59	17	2.49%	1 0.15%
600 - 6:59	43	6.29%	1 0.15%
700 - 7:59	61	8.92%	13 1.93%
800 - 8:59	114	16.67%	9 1.33%
900 - 9:59	149	21.78%	9 1.33%
1000 - 10:59	80	11.70%	12 1.78%
1100 - 11:59	50	7.31%	17 2.52%
1200 - 12:59	32	4.68%	34 5.04%
1300 - 13:59	22	3.22%	30 4.44%
1400 - 14:59	27	3.95%	53 7.85%
1500 - 15:59	15	2.19%	61 9.04%
1600 - 16:59	11	1.61%	101 14.96%
1700 - 17:59	15	2.19%	144 21.33%
1800 - 18:59	13	1.90%	95 14.07%
1900 - 19:59	8	1.17%	46 6.81%
2000 - 20:59	3	0.44%	16 2.37%
2100 - 21:59	6	0.88%	21 3.11%
2200 - 22:59	5	0.73%	6 0.89%
2300 - 23:59	1	0.15%	2 0.30%
<b>Totals</b>	<b>684</b>	<b>100.00%</b>	<b>675</b> <b>100.00%</b>



ENTRY/EXIT REPORT

From: 05/17/2012 05:00  
To: 05/18/2012 04:59

Cambridge Center West Garage  
Fee Computers, Auto Pay Stations, Credit Card, Express Parc

Lot = 78  
Printed on 10/04/2012 10:25

TRANSIENT ACTIVITY				
000 - 0:59	1	0.62%	1	0.60%
100 - 1:59	0	0.00%	1	0.60%
200 - 2:59	0	0.00%	0	0.00%
300 - 3:59	0	0.00%	0	0.00%
400 - 4:59	0	0.00%	0	0.00%
500 - 5:59	5	3.09%	0	0.00%
600 - 6:59	6	3.70%	0	0.00%
700 - 7:59	16	9.88%	1	0.60%
800 - 8:59	22	13.58%	2	1.20%
900 - 9:59	23	14.20%	2	1.20%
1000 - 10:59	17	10.49%	7	4.19%
1100 - 11:59	11	6.79%	11	6.59%
1200 - 12:59	15	9.26%	9	5.39%
1300 - 13:59	12	7.41%	15	8.98%
1400 - 14:59	7	4.32%	15	8.98%
1500 - 15:59	4	2.47%	22	13.17%
1600 - 16:59	1	0.62%	23	13.77%
1700 - 17:59	8	4.94%	17	10.18%
1800 - 18:59	8	4.94%	13	7.78%
1900 - 19:59	4	2.47%	6	3.59%
2000 - 20:59	1	0.62%	10	5.99%
2100 - 21:59	1	0.62%	8	4.79%
2200 - 22:59	0	0.00%	3	1.80%
2300 - 23:59	0	0.00%	1	0.60%
<b>Totals</b>	<b>162</b>	<b>100.00%</b>	<b>167</b>	<b>100.00%</b>
000 - 0:59	1	0.20%	2	0.39%
100 - 1:59	0	0.00%	1	0.20%
200 - 2:59	0	0.00%	0	0.00%
300 - 3:59	2	0.39%	1	0.20%
400 - 4:59	6	1.18%	0	0.00%
500 - 5:59	12	2.36%	2	0.39%
600 - 6:59	29	5.71%	0	0.00%
700 - 7:59	56	11.02%	9	1.78%
800 - 8:59	97	19.09%	12	2.37%
900 - 9:59	137	26.97%	7	1.38%
1000 - 10:59	59	11.61%	13	2.56%
1100 - 11:59	24	4.72%	10	1.97%
1200 - 12:59	11	2.17%	11	2.17%
1300 - 13:59	16	3.15%	12	2.37%
1400 - 14:59	8	1.57%	44	8.68%
1500 - 15:59	11	2.17%	54	10.65%
1600 - 16:59	5	0.98%	82	16.17%
1700 - 17:59	6	1.18%	128	25.25%
1800 - 18:59	5	0.98%	57	11.24%
1900 - 19:59	8	1.57%	33	6.51%
2000 - 20:59	5	0.98%	17	3.35%
2100 - 21:59	4	0.79%	6	1.18%
2200 - 22:59	3	0.59%	4	0.79%
2300 - 23:59	3	0.59%	2	0.39%
<b>Totals</b>	<b>508</b>	<b>100.00%</b>	<b>507</b>	<b>100.00%</b>
000 - 0:59	2	0.30%	3	0.45%
100 - 1:59	0	0.00%	2	0.30%
200 - 2:59	0	0.00%	0	0.00%
300 - 3:59	2	0.30%	1	0.15%
400 - 4:59	6	0.90%	0	0.00%
500 - 5:59	17	2.54%	2	0.30%
600 - 6:59	35	5.22%	0	0.00%
700 - 7:59	72	10.75%	10	1.48%
800 - 8:59	119	17.76%	14	2.08%
900 - 9:59	160	23.88%	9	1.34%
1000 - 10:59	76	11.34%	20	2.97%
1100 - 11:59	35	5.22%	21	3.12%
1200 - 12:59	26	3.88%	20	2.97%
1300 - 13:59	28	4.18%	27	4.01%
1400 - 14:59	15	2.24%	59	8.75%
1500 - 15:59	15	2.24%	76	11.28%
1600 - 16:59	6	0.90%	105	15.58%
1700 - 17:59	14	2.09%	145	21.51%
1800 - 18:59	13	1.94%	70	10.39%
1900 - 19:59	12	1.79%	39	5.79%
2000 - 20:59	6	0.90%	27	4.01%
2100 - 21:59	5	0.75%	14	2.08%
2200 - 22:59	3	0.45%	7	1.04%
2300 - 23:59	3	0.45%	3	0.45%
<b>Totals</b>	<b>670</b>	<b>100.00%</b>	<b>674</b>	<b>100.00%</b>

ENTRY/EXIT REPORT

From: 05/18/2012 05:00  
To: 05/19/2012 04:59

Cambridge Center West Garage  
Fee Computers, Auto Pay Stations, Credit Card, Express Parc

Lot = 78  
Printed on 10/04/2012 10:26

TRANSIENT ACTIVITY			
000 - 0:59	0	0.00%	0 0.00%
100 - 1:59	0	0.00%	0 0.00%
200 - 2:59	1	0.81%	0 0.00%
300 - 3:59	0	0.00%	0 0.00%
400 - 4:59	0	0.00%	0 0.00%
500 - 5:59	3	2.42%	0 0.00%
600 - 6:59	9	7.26%	0 0.00%
700 - 7:59	10	8.06%	0 0.00%
800 - 8:59	19	15.32%	2 1.63%
900 - 9:59	21	16.94%	2 1.63%
1000 - 10:59	11	8.87%	6 4.88%
1100 - 11:59	12	9.68%	9 7.32%
1200 - 12:59	6	4.84%	10 8.13%
1300 - 13:59	6	4.84%	13 10.57%
1400 - 14:59	0	0.00%	11 8.94%
1500 - 15:59	3	2.42%	15 12.20%
1600 - 16:59	2	1.61%	13 10.57%
1700 - 17:59	6	4.84%	14 11.38%
1800 - 18:59	4	3.23%	5 4.07%
1900 - 19:59	4	3.23%	4 3.25%
2000 - 20:59	4	3.23%	2 1.63%
2100 - 21:59	1	0.81%	11 8.94%
2200 - 22:59	1	0.81%	4 3.25%
2300 - 23:59	1	0.81%	2 1.63%
<b>Totals</b>	<b>124</b>	<b>100.00%</b>	<b>123</b> <b>100.00%</b>
000 - 0:59	3	0.67%	2 0.44%
100 - 1:59	0	0.00%	0 0.00%
200 - 2:59	1	0.22%	4 0.87%
300 - 3:59	0	0.00%	0 0.00%
400 - 4:59	1	0.22%	0 0.00%
500 - 5:59	9	2.00%	1 0.22%
600 - 6:59	23	5.12%	2 0.44%
700 - 7:59	43	9.58%	10 2.18%
800 - 8:59	105	23.39%	13 2.83%
900 - 9:59	113	25.17%	7 1.53%
1000 - 10:59	38	8.46%	10 2.18%
1100 - 11:59	28	6.24%	15 3.27%
1200 - 12:59	12	2.67%	13 2.83%
1300 - 13:59	13	2.90%	23 5.01%
1400 - 14:59	17	3.79%	30 6.54%
1500 - 15:59	6	1.34%	60 13.07%
1600 - 16:59	7	1.56%	89 19.39%
1700 - 17:59	5	1.11%	89 19.39%
1800 - 18:59	3	0.67%	41 8.93%
1900 - 19:59	8	1.78%	25 5.45%
2000 - 20:59	6	1.34%	10 2.18%
2100 - 21:59	4	0.89%	6 1.31%
2200 - 22:59	2	0.45%	5 1.09%
2300 - 23:59	2	0.45%	4 0.87%
<b>Totals</b>	<b>449</b>	<b>100.00%</b>	<b>459</b> <b>100.00%</b>
000 - 0:59	3	0.52%	2 0.34%
100 - 1:59	0	0.00%	0 0.00%
200 - 2:59	2	0.35%	4 0.69%
300 - 3:59	0	0.00%	0 0.00%
400 - 4:59	1	0.17%	0 0.00%
500 - 5:59	12	2.09%	1 0.17%
600 - 6:59	32	5.58%	2 0.34%
700 - 7:59	53	9.25%	10 1.72%
800 - 8:59	124	21.64%	15 2.58%
900 - 9:59	134	23.39%	9 1.55%
1000 - 10:59	49	8.55%	16 2.75%
1100 - 11:59	40	6.98%	24 4.12%
1200 - 12:59	18	3.14%	23 3.95%
1300 - 13:59	19	3.32%	36 6.19%
1400 - 14:59	17	2.97%	41 7.04%
1500 - 15:59	9	1.57%	75 12.89%
1600 - 16:59	9	1.57%	102 17.53%
1700 - 17:59	11	1.92%	103 17.70%
1800 - 18:59	7	1.22%	46 7.90%
1900 - 19:59	12	2.09%	29 4.98%
2000 - 20:59	10	1.75%	12 2.06%
2100 - 21:59	5	0.87%	17 2.92%
2200 - 22:59	3	0.52%	9 1.55%
2300 - 23:59	3	0.52%	6 1.03%
<b>Totals</b>	<b>573</b>	<b>100.00%</b>	<b>582</b> <b>100.00%</b>

**Cambridge Center North Garage  
Average Hourly Weekly Garage Accumulation**

0:00 - 0:59	<b>18</b>
1:00 - 1:59	<b>17</b>
2:00 - 2:59	<b>16</b>
3:00 - 3:59	<b>16</b>
4:00 - 4:59	<b>18</b>
5:00 - 5:59	<b>53</b>
6:00 - 6:59	<b>216</b>
7:00 - 7:59	<b>422</b>
8:00 - 8:59	<b>677</b>
9:00 - 9:59	<b>873</b>
10:00 - 10:59	<b>929</b>
11:00 - 11:59	<b>934</b>
12:00 - 12:59	<b>927</b>
13:00 - 13:59	<b>927</b>
14:00 - 14:59	<b>888</b>
15:00 - 15:59	<b>758</b>
16:00 - 16:59	<b>514</b>
17:00 - 17:59	<b>275</b>
18:00 - 18:59	<b>158</b>
19:00 - 19:59	<b>86</b>
20:00 - 20:59	<b>53</b>
21:00 - 21:59	<b>42</b>
22:00 - 22:59	<b>32</b>
23:00 - 23:59	<b>26</b>

**AVERAGE ENTRY/EXIT REPORT**

From: 05/14/2012 05:00  
To: 5/18/2012 4:59

**Cambridge Center North Garage**  
Fee Computers, Auto Pay Stations, Credit Card, Express Parc

Lot = 78  
Printed on 10/04/2012 10:16

TRANSIENT ACTIVITY			
000 - 0:59	0	0.00%	0 0.00%
100 - 1:59	0	0.00%	0 0.00%
200 - 2:59	0	0.00%	0 0.00%
300 - 3:59	0	0.00%	0 0.00%
400 - 4:59	0	0.00%	0 0.00%
500 - 5:59	6	1.57%	0 0.00%
600 - 6:59	11	7.09%	0 0.00%
700 - 7:59	15	3.94%	0 0.76%
800 - 8:59	20	11.81%	1 0.76%
900 - 9:59	22	11.81%	3 1.53%
1000 - 10:59	12	18.90%	6 3.82%
1100 - 11:59	10	7.87%	8 6.87%
1200 - 12:59	7	13.39%	9 4.58%
1300 - 13:59	7	0.79%	16 8.40%
1400 - 14:59	7	5.51%	13 12.98%
1500 - 15:59	4	4.72%	19 11.45%
1600 - 16:59	3	3.15%	19 11.45%
1700 - 17:59	3	5.51%	14 18.32%
1800 - 18:59	1	3.94%	11 8.40%
1900 - 19:59	1	0.00%	4 2.29%
2000 - 20:59	1	0.00%	4 3.05%
2100 - 21:59	0	0.00%	2 4.58%
2200 - 22:59	0	0.00%	0 0.76%
2300 - 23:59	0	0.00%	1 0.00%
<b>Totals</b>	<b>130</b>	<b>100.00%</b>	<b>132</b> <b>100.00%</b>
000 - 0:59	2	0.21%	4 0.42%
100 - 1:59	0	0.00%	1 0.00%
200 - 2:59	1	0.21%	2 0.21%
300 - 3:59	1	0.41%	1 0.00%
400 - 4:59	3	1.24%	1 0.00%
500 - 5:59	30	2.28%	1 0.21%
600 - 6:59	155	5.81%	2 0.42%
700 - 7:59	211	11.41%	19 1.06%
800 - 8:59	243	18.46%	6 1.06%
900 - 9:59	182	30.71%	5 1.06%
1000 - 10:59	61	11.00%	11 2.12%
1100 - 11:59	29	4.56%	26 2.12%
1200 - 12:59	25	1.04%	31 1.91%
1300 - 13:59	31	2.70%	23 2.12%
1400 - 14:59	17	1.24%	50 5.93%
1500 - 15:59	9	1.87%	125 8.05%
1600 - 16:59	7	1.66%	234 17.58%
1700 - 17:59	6	0.41%	234 28.18%
1800 - 18:59	17	1.66%	124 15.68%
1900 - 19:59	4	0.83%	74 6.57%
2000 - 20:59	3	1.24%	32 1.91%
2100 - 21:59	3	0.62%	12 0.64%
2200 - 22:59	3	0.00%	14 1.06%
2300 - 23:59	2	0.41%	7 1.69%
<b>Totals</b>	<b>1,047</b>	<b>100.00%</b>	<b>1,039</b> <b>100.00%</b>
000 - 0:59	2	0.16%	4 0.33%
100 - 1:59	0	0.00%	1 0.00%
200 - 2:59	1	0.16%	2 0.17%
300 - 3:59	1	0.33%	1 0.00%
400 - 4:59	3	0.99%	1 0.00%
500 - 5:59	36	2.13%	1 0.17%
600 - 6:59	166	6.08%	2 0.33%
700 - 7:59	225	9.85%	20 1.00%
800 - 8:59	263	17.08%	7 1.00%
900 - 9:59	204	26.77%	8 1.16%
1000 - 10:59	73	12.64%	17 2.49%
1100 - 11:59	39	5.25%	34 3.15%
1200 - 12:59	33	3.61%	40 2.49%
1300 - 13:59	39	2.20%	39 3.48%
1400 - 14:59	24	2.13%	62 7.46%
1500 - 15:59	13	2.46%	144 8.79%
1600 - 16:59	10	1.97%	253 16.25%
1700 - 17:59	9	1.48%	248 26.04%
1800 - 18:59	18	2.13%	135 14.10%
1900 - 19:59	6	0.66%	78 5.64%
2000 - 20:59	4	0.99%	37 2.16%
2100 - 21:59	3	0.49%	14 1.49%
2200 - 22:59	3	0.00%	14 1.00%
2300 - 23:59	2	0.33%	8 1.33%
<b>Totals</b>	<b>1,177</b>	<b>100.00%</b>	<b>1,171</b> <b>100.00%</b>

ENTRY/EXIT REPORT

From: 05/14/2012 05:00  
To: 05/15/2012 04:59

Cambridge Center North Garage  
Fee Computers, Auto Pay Stations, Credit Card, Express Parc

Lot = 44  
Printed on 05/04/2012 10:02

TRANSIENT ACTIVITY			
0:00 - 0:59	0	0.00%	0 0.00%
1:00 - 1:59	0	0.00%	0 0.00%
2:00 - 2:59	0	0.00%	0 0.00%
3:00 - 3:59	0	0.00%	0 0.00%
4:00 - 4:59	0	0.00%	0 0.00%
5:00 - 5:59	6	5.45%	0 0.00%
6:00 - 6:59	5	4.55%	0 0.00%
7:00 - 7:59	16	14.55%	0 0.00%
8:00 - 8:59	23	20.91%	0 0.00%
9:00 - 9:59	15	13.64%	8 7.27%
10:00 - 10:59	4	3.64%	6 5.45%
11:00 - 11:59	5	4.55%	1 0.91%
12:00 - 12:59	14	12.73%	5 4.55%
13:00 - 13:59	6	5.45%	14 12.73%
14:00 - 14:59	6	5.45%	13 11.82%
15:00 - 15:59	2	1.82%	19 17.27%
16:00 - 16:59	3	2.73%	14 12.73%
17:00 - 17:59	2	1.82%	12 10.91%
18:00 - 18:59	1	0.91%	9 8.18%
19:00 - 19:59	2	1.82%	3 2.73%
20:00 - 20:59	0	0.00%	3 2.73%
21:00 - 21:59	0	0.00%	3 2.73%
22:00 - 22:59	0	0.00%	0 0.00%
23:00 - 23:59	0	0.00%	0 0.00%
<b>Totals</b>	<b>110</b>	<b>100.00%</b>	<b>110 100.00%</b>
0:00 - 0:59	1	0.10%	2 0.20%
1:00 - 1:59	0	0.00%	0 0.00%
2:00 - 2:59	1	0.10%	0 0.00%
3:00 - 3:59	2	0.20%	2 0.20%
4:00 - 4:59	3	0.29%	2 0.20%
5:00 - 5:59	27	2.45%	0 0.00%
6:00 - 6:59	141	14.03%	2 0.20%
7:00 - 7:59	202	19.82%	21 2.06%
8:00 - 8:59	237	23.26%	7 0.69%
9:00 - 9:59	188	19.43%	3 0.29%
10:00 - 10:59	66	6.48%	12 1.18%
11:00 - 11:59	26	2.55%	17 1.67%
12:00 - 12:59	28	2.75%	22 2.16%
13:00 - 13:59	21	2.06%	16 1.57%
14:00 - 14:59	16	1.57%	52 5.10%
15:00 - 15:59	8	0.79%	112 10.99%
16:00 - 16:59	3	0.29%	244 23.95%
17:00 - 17:59	2	0.20%	274 26.89%
18:00 - 18:59	17	1.67%	125 12.27%
19:00 - 19:59	7	0.69%	58 5.69%
20:00 - 20:59	2	0.20%	20 1.96%
21:00 - 21:59	5	0.49%	11 1.08%
22:00 - 22:59	2	0.20%	10 0.98%
23:00 - 23:59	2	0.20%	7 0.69%
<b>Totals</b>	<b>1,019</b>	<b>100.00%</b>	<b>1,019 100.00%</b>
0:00 - 0:59	1	0.09%	2 0.18%
1:00 - 1:59	0	0.00%	0 0.00%
2:00 - 2:59	1	0.09%	0 0.00%
3:00 - 3:59	2	0.18%	2 0.18%
4:00 - 4:59	3	0.27%	2 0.18%
5:00 - 5:59	33	2.92%	0 0.00%
6:00 - 6:59	148	13.11%	2 0.18%
7:00 - 7:59	218	19.31%	21 1.86%
8:00 - 8:59	260	23.03%	7 0.62%
9:00 - 9:59	213	18.87%	11 0.97%
10:00 - 10:59	70	6.20%	18 1.59%
11:00 - 11:59	31	2.75%	18 1.59%
12:00 - 12:59	42	3.72%	27 2.39%
13:00 - 13:59	27	2.39%	30 2.66%
14:00 - 14:59	22	1.95%	65 5.76%
15:00 - 15:59	10	0.89%	131 11.60%
16:00 - 16:59	6	0.53%	258 22.85%
17:00 - 17:59	4	0.35%	286 25.33%
18:00 - 18:59	18	1.59%	134 11.87%
19:00 - 19:59	9	0.80%	61 5.40%
20:00 - 20:59	2	0.18%	23 2.04%
21:00 - 21:59	5	0.44%	14 1.24%
22:00 - 22:59	2	0.18%	10 0.89%
23:00 - 23:59	2	0.18%	7 0.62%
<b>Totals</b>	<b>1,129</b>	<b>100.00%</b>	<b>1,129 100.00%</b>

ENTRY/EXIT REPORT

From: 05/15/2012 05:00  
To: 05/16/2012 04:59

Cambridge Center North Garage  
Fee Computers, Auto Pay Stations, Credit Card, Express Parc

Lot = 44  
Printed on 05/04/2012 10:08

TRANSIENT ACTIVITY			
0:00 - 0:59	0	0.00%	0 0.00%
1:00 - 1:59	0	0.00%	0 0.00%
2:00 - 2:59	0	0.00%	0 0.00%
3:00 - 3:59	0	0.00%	0 0.00%
4:00 - 4:59	1	0.72%	0 0.00%
5:00 - 5:59	6	4.32%	0 0.00%
6:00 - 6:59	12	8.63%	0 0.00%
7:00 - 7:59	15	10.79%	0 0.00%
8:00 - 8:59	17	12.23%	0 0.00%
9:00 - 9:59	29	20.86%	1 0.71%
10:00 - 10:59	16	11.51%	4 2.86%
11:00 - 11:59	17	12.23%	8 5.71%
12:00 - 12:59	4	2.88%	17 12.14%
13:00 - 13:59	6	4.32%	15 10.71%
14:00 - 14:59	6	4.32%	12 8.57%
15:00 - 15:59	2	1.44%	21 15.00%
16:00 - 16:59	1	0.72%	22 15.71%
17:00 - 17:59	4	2.88%	15 10.71%
18:00 - 18:59	0	0.00%	14 10.00%
19:00 - 19:59	3	2.16%	2 1.43%
20:00 - 20:59	0	0.00%	5 3.57%
21:00 - 21:59	0	0.00%	2 1.43%
22:00 - 22:59	0	0.00%	1 0.71%
23:00 - 23:59	0	0.00%	1 0.71%
<b>Totals</b>	<b>139</b>	<b>100.00%</b>	<b>140</b> <b>100.00%</b>
0:00 - 0:59	3	0.27%	5 0.46%
1:00 - 1:59	0	0.00%	0 0.00%
2:00 - 2:59	1	0.09%	0 0.00%
3:00 - 3:59	2	0.18%	2 0.18%
4:00 - 4:59	4	0.36%	1 0.09%
5:00 - 5:59	34	3.09%	0 0.00%
6:00 - 6:59	163	14.82%	3 0.27%
7:00 - 7:59	231	21.00%	22 2.01%
8:00 - 8:59	259	23.55%	3 0.27%
9:00 - 9:59	178	16.18%	3 0.27%
10:00 - 10:59	67	6.09%	12 1.10%
11:00 - 11:59	27	2.45%	18 1.65%
12:00 - 12:59	25	2.27%	36 3.29%
13:00 - 13:59	35	3.18%	21 1.92%
14:00 - 14:59	13	1.18%	52 4.76%
15:00 - 15:59	10	0.91%	120 10.98%
16:00 - 16:59	10	0.91%	257 23.51%
17:00 - 17:59	14	1.27%	262 23.97%
18:00 - 18:59	10	0.91%	136 12.44%
19:00 - 19:59	1	0.09%	74 6.77%
20:00 - 20:59	5	0.45%	36 3.29%
21:00 - 21:59	2	0.18%	11 1.01%
22:00 - 22:59	3	0.27%	10 0.91%
23:00 - 23:59	3	0.27%	9 0.82%
<b>Totals</b>	<b>1,100</b>	<b>100.00%</b>	<b>1,093</b> <b>100.00%</b>
0:00 - 0:59	3	0.24%	5 0.41%
1:00 - 1:59	0	0.00%	0 0.00%
2:00 - 2:59	1	0.08%	0 0.00%
3:00 - 3:59	2	0.16%	2 0.16%
4:00 - 4:59	5	0.40%	1 0.08%
5:00 - 5:59	40	3.23%	0 0.00%
6:00 - 6:59	175	14.12%	3 0.24%
7:00 - 7:59	246	19.85%	22 1.78%
8:00 - 8:59	276	22.28%	3 0.24%
9:00 - 9:59	207	16.71%	4 0.32%
10:00 - 10:59	83	6.70%	16 1.30%
11:00 - 11:59	44	3.55%	26 2.11%
12:00 - 12:59	29	2.34%	53 4.30%
13:00 - 13:59	41	3.31%	36 2.92%
14:00 - 14:59	19	1.53%	64 5.19%
15:00 - 15:59	12	0.97%	141 11.44%
16:00 - 16:59	11	0.89%	279 22.63%
17:00 - 17:59	18	1.45%	277 22.47%
18:00 - 18:59	10	0.81%	150 12.17%
19:00 - 19:59	4	0.32%	76 6.16%
20:00 - 20:59	5	0.40%	41 3.33%
21:00 - 21:59	2	0.16%	13 1.05%
22:00 - 22:59	3	0.24%	11 0.89%
23:00 - 23:59	3	0.24%	10 0.81%
<b>Totals</b>	<b>1,239</b>	<b>100.00%</b>	<b>1,233</b> <b>100.00%</b>

ENTRY/EXIT REPORT

From: 05/16/2012 05:00  
To: 05/17/2012 04:59

Cambridge Center North Garage  
Fee Computers, Auto Pay Stations, Credit Card, Express Parc

Lot = 44  
Printed on 10/04/2012 10:11

TRANSIENT ACTIVITY				
000 - 0:59	0	0.00%	0	0.00%
100 - 1:59	0	0.00%	0	0.00%
200 - 2:59	0	0.00%	0	0.00%
300 - 3:59	0	0.00%	0	0.00%
400 - 4:59	0	0.00%	0	0.00%
500 - 5:59	4	2.63%	0	0.00%
600 - 6:59	8	5.26%	0	0.00%
700 - 7:59	22	14.47%	1	0.64%
800 - 8:59	27	17.76%	1	0.64%
900 - 9:59	29	19.08%	2	1.27%
1000 - 10:59	14	9.21%	4	2.55%
1100 - 11:59	9	5.92%	13	8.28%
1200 - 12:59	7	4.61%	12	7.64%
1300 - 13:59	8	5.26%	21	13.38%
1400 - 14:59	8	5.26%	14	8.92%
1500 - 15:59	5	3.29%	23	14.65%
1600 - 16:59	2	1.32%	27	17.20%
1700 - 17:59	5	3.29%	15	9.55%
1800 - 18:59	2	1.32%	10	6.37%
1900 - 19:59	0	0.00%	3	1.91%
2000 - 20:59	2	1.32%	8	5.10%
2100 - 21:59	0	0.00%	0	0.00%
2200 - 22:59	0	0.00%	1	0.64%
2300 - 23:59	0	0.00%	2	1.27%
<b>Totals</b>	<b>152</b>	<b>100.00%</b>	<b>157</b>	<b>100.00%</b>
000 - 0:59	3	0.28%	3	0.28%
100 - 1:59	1	0.09%	2	0.19%
200 - 2:59	2	0.18%	4	0.37%
300 - 3:59	0	0.00%	1	0.09%
400 - 4:59	2	0.18%	0	0.00%
500 - 5:59	29	2.68%	1	0.09%
600 - 6:59	146	13.48%	1	0.09%
700 - 7:59	236	21.79%	18	1.67%
800 - 8:59	235	21.70%	4	0.37%
900 - 9:59	191	17.64%	10	0.93%
1000 - 10:59	67	6.19%	6	0.56%
1100 - 11:59	30	2.77%	24	2.22%
1200 - 12:59	34	3.14%	29	2.69%
1300 - 13:59	33	3.05%	21	1.95%
1400 - 14:59	21	1.94%	42	3.89%
1500 - 15:59	7	0.65%	126	11.68%
1600 - 16:59	5	0.46%	247	22.89%
1700 - 17:59	4	0.37%	246	22.80%
1800 - 18:59	22	2.03%	137	12.70%
1900 - 19:59	5	0.46%	89	8.25%
2000 - 20:59	1	0.09%	37	3.43%
2100 - 21:59	4	0.37%	10	0.93%
2200 - 22:59	4	0.37%	15	1.39%
2300 - 23:59	1	0.09%	6	0.56%
<b>Totals</b>	<b>1,083</b>	<b>100.00%</b>	<b>1,079</b>	<b>100.00%</b>
000 - 0:59	3	0.24%	3	0.24%
100 - 1:59	1	0.08%	2	0.16%
200 - 2:59	2	0.16%	4	0.32%
300 - 3:59	0	0.00%	1	0.08%
400 - 4:59	2	0.16%	0	0.00%
500 - 5:59	33	2.67%	1	0.08%
600 - 6:59	154	12.47%	1	0.08%
700 - 7:59	258	20.89%	19	1.54%
800 - 8:59	262	21.21%	5	0.40%
900 - 9:59	220	17.81%	12	0.97%
1000 - 10:59	81	6.56%	10	0.81%
1100 - 11:59	39	3.16%	37	2.99%
1200 - 12:59	41	3.32%	41	3.32%
1300 - 13:59	41	3.32%	42	3.40%
1400 - 14:59	29	2.35%	56	4.53%
1500 - 15:59	12	0.97%	149	12.06%
1600 - 16:59	7	0.57%	274	22.17%
1700 - 17:59	9	0.73%	261	21.12%
1800 - 18:59	24	1.94%	147	11.89%
1900 - 19:59	5	0.40%	92	7.44%
2000 - 20:59	3	0.24%	45	3.64%
2100 - 21:59	4	0.32%	10	0.81%
2200 - 22:59	4	0.32%	16	1.29%
2300 - 23:59	1	0.08%	8	0.65%
<b>Totals</b>	<b>1,235</b>	<b>100.00%</b>	<b>1,236</b>	<b>100.00%</b>

ENTRY/EXIT REPORT

From: 05/17/2012 05:00  
To: 05/18/2012 04:59

Cambridge Center North Garage  
Fee Computers, Auto Pay Stations, Credit Card, Express Parc

Lot = 44  
Printed on 10/04/2012 10:12

TRANSIENT ACTIVITY			
000 - 0:59	0	0.00%	0 0.00%
100 - 1:59	0	0.00%	0 0.00%
200 - 2:59	0	0.00%	0 0.00%
300 - 3:59	0	0.00%	0 0.00%
400 - 4:59	0	0.00%	0 0.00%
500 - 5:59	6	4.23%	0 0.00%
600 - 6:59	22	15.49%	0 0.00%
700 - 7:59	11	7.75%	0 0.00%
800 - 8:59	18	12.68%	6 4.23%
900 - 9:59	23	16.20%	4 2.82%
1000 - 10:59	14	9.86%	5 3.52%
1100 - 11:59	11	7.75%	7 4.93%
1200 - 12:59	8	5.63%	9 6.34%
1300 - 13:59	12	8.45%	17 11.97%
1400 - 14:59	8	5.63%	15 10.56%
1500 - 15:59	3	2.11%	18 12.68%
1600 - 16:59	3	2.11%	16 11.27%
1700 - 17:59	1	0.70%	17 11.97%
1800 - 18:59	0	0.00%	15 10.56%
1900 - 19:59	0	0.00%	6 4.23%
2000 - 20:59	1	0.70%	2 1.41%
2100 - 21:59	1	0.70%	5 3.52%
2200 - 22:59	0	0.00%	0 0.00%
2300 - 23:59	0	0.00%	0 0.00%
<b>Totals</b>	<b>142</b>	<b>100.00%</b>	<b>142 100.00%</b>
000 - 0:59	1	0.09%	3 0.28%
100 - 1:59	1	0.09%	1 0.09%
200 - 2:59	0	0.00%	2 0.19%
300 - 3:59	0	0.00%	1 0.09%
400 - 4:59	3	0.28%	2 0.19%
500 - 5:59	31	2.89%	3 0.28%
600 - 6:59	169	15.78%	4 0.37%
700 - 7:59	201	18.77%	14 1.31%
800 - 8:59	242	22.60%	9 0.84%
900 - 9:59	208	19.42%	4 0.37%
1000 - 10:59	54	5.04%	11 1.03%
1100 - 11:59	29	2.71%	31 2.90%
1200 - 12:59	23	2.15%	33 3.09%
1300 - 13:59	39	3.64%	25 2.34%
1400 - 14:59	15	1.40%	48 4.49%
1500 - 15:59	8	0.75%	128 11.99%
1600 - 16:59	5	0.47%	236 22.10%
1700 - 17:59	5	0.47%	226 21.16%
1800 - 18:59	19	1.77%	130 12.17%
1900 - 19:59	5	0.47%	67 6.27%
2000 - 20:59	4	0.37%	48 4.49%
2100 - 21:59	2	0.19%	14 1.31%
2200 - 22:59	4	0.37%	22 2.06%
2300 - 23:59	3	0.28%	6 0.56%
<b>Totals</b>	<b>1,071</b>	<b>100.00%</b>	<b>1,068 100.00%</b>
000 - 0:59	1	0.08%	3 0.25%
100 - 1:59	1	0.08%	1 0.08%
200 - 2:59	0	0.00%	2 0.17%
300 - 3:59	0	0.00%	1 0.08%
400 - 4:59	3	0.25%	2 0.17%
500 - 5:59	37	3.05%	3 0.25%
600 - 6:59	191	15.75%	4 0.33%
700 - 7:59	212	17.48%	14 1.16%
800 - 8:59	260	21.43%	15 1.24%
900 - 9:59	231	19.04%	8 0.66%
1000 - 10:59	68	5.61%	16 1.32%
1100 - 11:59	40	3.30%	38 3.14%
1200 - 12:59	31	2.56%	42 3.47%
1300 - 13:59	51	4.20%	42 3.47%
1400 - 14:59	23	1.90%	63 5.21%
1500 - 15:59	11	0.91%	146 12.07%
1600 - 16:59	8	0.66%	252 20.83%
1700 - 17:59	6	0.49%	243 20.08%
1800 - 18:59	19	1.57%	145 11.98%
1900 - 19:59	5	0.41%	73 6.03%
2000 - 20:59	5	0.41%	50 4.13%
2100 - 21:59	3	0.25%	19 1.57%
2200 - 22:59	4	0.33%	22 1.82%
2300 - 23:59	3	0.25%	6 0.50%
<b>Totals</b>	<b>1,213</b>	<b>100.00%</b>	<b>1,210 100.00%</b>



ENTRY/EXIT REPORT

From: 05/18/2012 05:00  
To: 05/19/2012 04:59

Cambridge Center North Garage  
Fee Computers, Auto Pay Stations, Credit Card, Express Parc

Lot = 44  
Printed on 10/04/2012 10:13

TRANSIENT ACTIVITY				
000 - 0:59	0	0.00%	0	0.00%
100 - 1:59	0	0.00%	0	0.00%
200 - 2:59	0	0.00%	0	0.00%
300 - 3:59	0	0.00%	0	0.00%
400 - 4:59	0	0.00%	0	0.00%
500 - 5:59	8	7.55%	0	0.00%
600 - 6:59	8	7.55%	0	0.00%
700 - 7:59	9	8.49%	1	0.92%
800 - 8:59	13	12.26%	0	0.00%
900 - 9:59	14	13.21%	1	0.92%
1000 - 10:59	11	10.38%	10	9.17%
1100 - 11:59	8	7.55%	11	10.09%
1200 - 12:59	4	3.77%	4	3.67%
1300 - 13:59	5	4.72%	12	11.01%
1400 - 14:59	6	5.66%	10	9.17%
1500 - 15:59	8	7.55%	14	12.84%
1600 - 16:59	6	5.66%	17	15.60%
1700 - 17:59	1	0.94%	11	10.09%
1800 - 18:59	2	1.89%	5	4.59%
1900 - 19:59	2	1.89%	7	6.42%
2000 - 20:59	1	0.94%	3	2.75%
2100 - 21:59	0	0.00%	1	0.92%
2200 - 22:59	0	0.00%	0	0.00%
2300 - 23:59	0	0.00%	2	1.83%
<b>Totals</b>	<b>106</b>	<b>100.00%</b>	<b>109</b>	<b>100.00%</b>
000 - 0:59	1	0.10%	7	0.75%
100 - 1:59	0	0.00%	2	0.21%
200 - 2:59	0	0.00%	2	0.21%
300 - 3:59	1	0.10%	1	0.11%
400 - 4:59	1	0.10%	0	0.00%
500 - 5:59	28	2.91%	1	0.11%
600 - 6:59	154	16.02%	2	0.21%
700 - 7:59	184	19.15%	22	2.35%
800 - 8:59	244	25.39%	7	0.75%
900 - 9:59	136	14.15%	6	0.64%
1000 - 10:59	51	5.31%	13	1.39%
1100 - 11:59	33	3.43%	40	4.27%
1200 - 12:59	17	1.77%	35	3.74%
1300 - 13:59	29	3.02%	32	3.42%
1400 - 14:59	19	1.98%	54	5.77%
1500 - 15:59	13	1.35%	137	14.64%
1600 - 16:59	11	1.14%	185	19.76%
1700 - 17:59	6	0.62%	163	17.41%
1800 - 18:59	19	1.98%	94	10.04%
1900 - 19:59	4	0.42%	81	8.65%
2000 - 20:59	3	0.31%	21	2.24%
2100 - 21:59	2	0.21%	14	1.50%
2200 - 22:59	4	0.42%	12	1.28%
2300 - 23:59	1	0.10%	5	0.53%
<b>Totals</b>	<b>961</b>	<b>100.00%</b>	<b>936</b>	<b>100.00%</b>
000 - 0:59	1	0.09%	7	0.67%
100 - 1:59	0	0.00%	2	0.19%
200 - 2:59	0	0.00%	2	0.19%
300 - 3:59	1	0.09%	1	0.10%
400 - 4:59	1	0.09%	0	0.00%
500 - 5:59	36	3.73%	1	0.10%
600 - 6:59	162	15.18%	2	0.19%
700 - 7:59	193	18.09%	23	2.20%
800 - 8:59	257	24.09%	7	0.67%
900 - 9:59	150	14.06%	7	0.67%
1000 - 10:59	62	5.81%	23	2.20%
1100 - 11:59	41	3.84%	51	4.88%
1200 - 12:59	21	1.97%	39	3.73%
1300 - 13:59	34	3.19%	44	4.21%
1400 - 14:59	25	2.34%	64	6.12%
1500 - 15:59	21	1.97%	151	14.45%
1600 - 16:59	17	1.59%	202	19.33%
1700 - 17:59	7	0.66%	174	16.65%
1800 - 18:59	21	1.97%	99	9.47%
1900 - 19:59	6	0.56%	88	8.42%
2000 - 20:59	4	0.37%	24	2.30%
2100 - 21:59	2	0.19%	15	1.44%
2200 - 22:59	4	0.37%	12	1.15%
2300 - 23:59	1	0.09%	7	0.67%
<b>Totals</b>	<b>1,067</b>	<b>100.00%</b>	<b>1,045</b>	<b>100.00%</b>